



Since 1971

**Session
2021-22**

Student Satisfaction Survey



Dr.P.D.B.H. Government P.G. College, Kotdwar

Introduction:

Dr. P.D.B.H. Govt. P.G. College Situated at the foot hills of Shivalik range of lesser Himalyas in the city Kotdwar, of Utrakhand state. The college is affiliated with Sri Dev Suman Utrakhand University and offer various courses under UG and PG programmes like B.A., B.Com., B.Sc., B.Sc.-Biotech, M.A., M.Com., M.Sc.. Presently over four thousand five hundred students are enrolled in the college. The college is devoted to maintain the quality of higher education. To achieve this goal the mechanism of student satisfaction survey is a key parameter. It is also a peer qualifier for Assessment and Accreditation of the Institute. Students are important stake holder of the institution, so their feedback plays a significant role in the revision of the curriculum. Feedback on curriculum along with other aspects has been a routine practice of the inclined quality assurance cell (IQAC) of the college.

Survey Methodology:

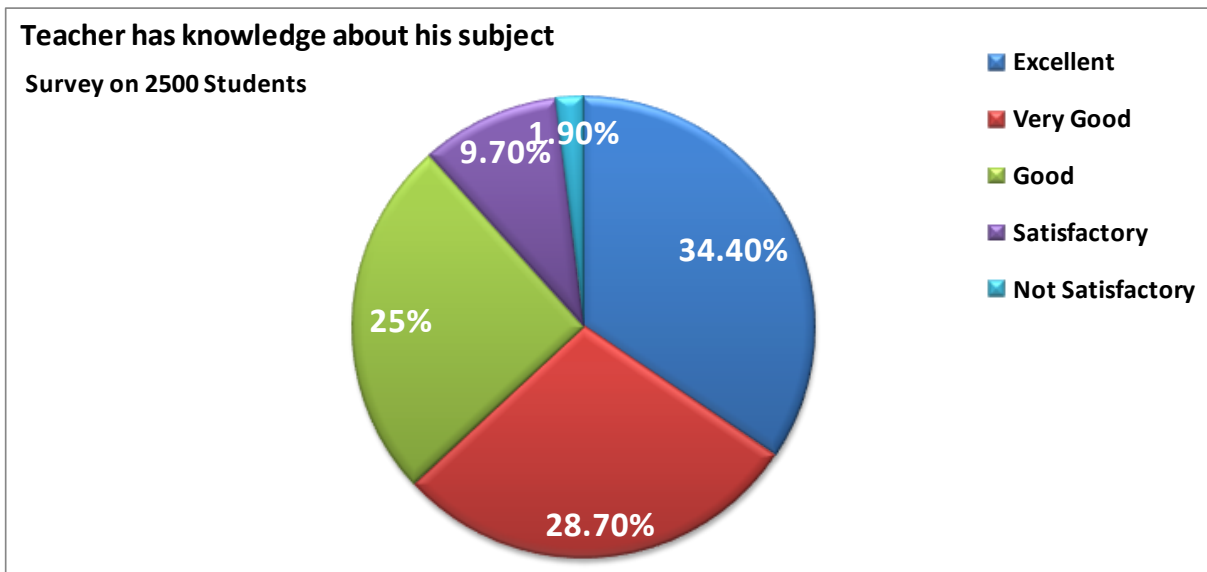
Student satisfaction survey for the 2021-2022sessions was done. Google form was send to around 2500 (at about 52.2% of total enrolled during 2021-2022) students of various departments. The form consist of 15 questions (to access teaching-learning aspects) scaled with five options - Excellent, very good, Good, Satisfactory and Not satisfied.

Analysis and Results:

Out of 2500 questionnaires the college received 2049 responses which are at about ~ 81% of total. As each question has its own impact on the teaching-learning aspects, individual question is plotted in pie graph and analyzed accordingly.

Q1. Teacher has knowledge about his subject.

Analysis:



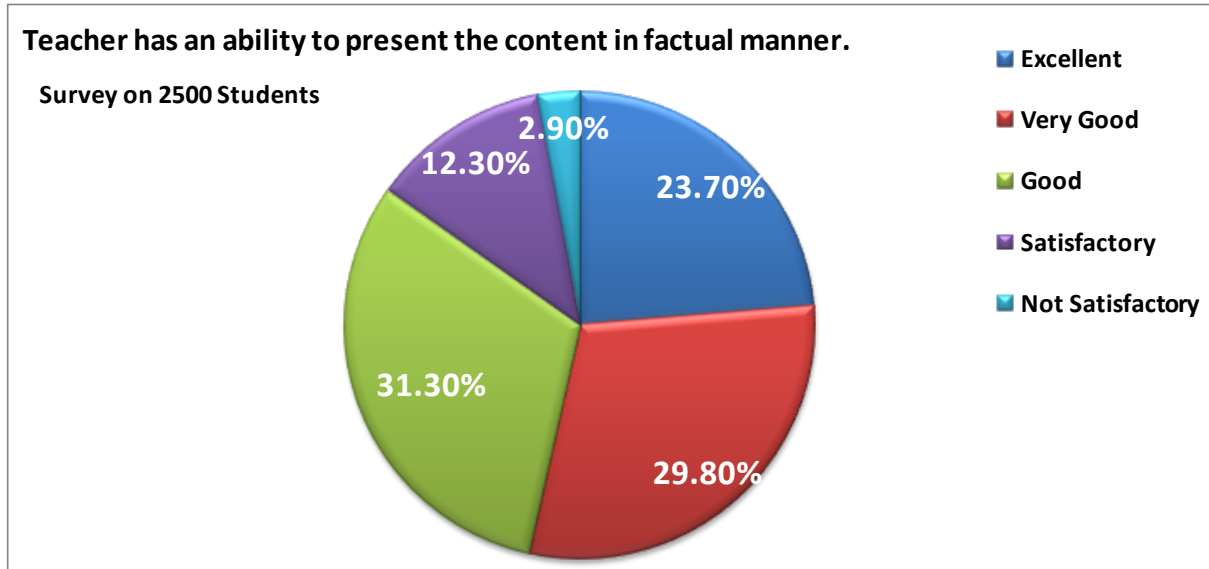
The teacher has excellent knowledge about his subject is endorsed by 34.40% Students. The teacher knowledge of the subject is above standard the 28.70% students believe it. A significantly large percentage of students (34.70%) responded that the knowledge is either good or satisfactory. The teacher has poor knowledge of the subject is also expressed by some of the students. The responses is however significantly small (1.9%).

Recommendations:

As the data suggest that the teacher knowledge is below very Good category (34.70%). So it is recommended that the classroom teaching methodology should be improved and the teacher should make efforts towards constant up gradation of knowledge.

Q2. Teacher has an ability to present the content in factual manner.

Analysis:



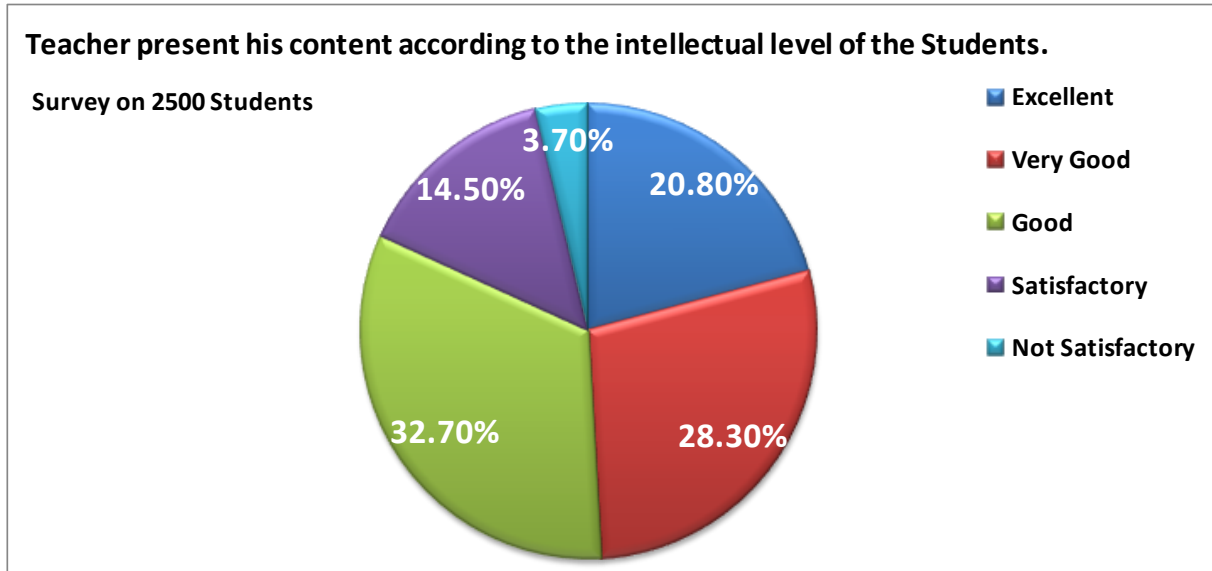
More than 50% students responded that the teacher ability has to present the content in factual manner, is either excellent (23.7%) or very good (29.80%). About 43.60% students opinion about the ability of the teacher in explanation of the content is good (31.30%), satisfactory (12.30%), respectively.

Recommendation:

Since the above data reflect that large number of students (43.60%) turn the teachers ability of explanation is Good/Satisfactory, so it may be recommended that concern faculty member should try to enhance it

Q3. Teacher presents his content according to the intellectual level of the Students.

Analysis:



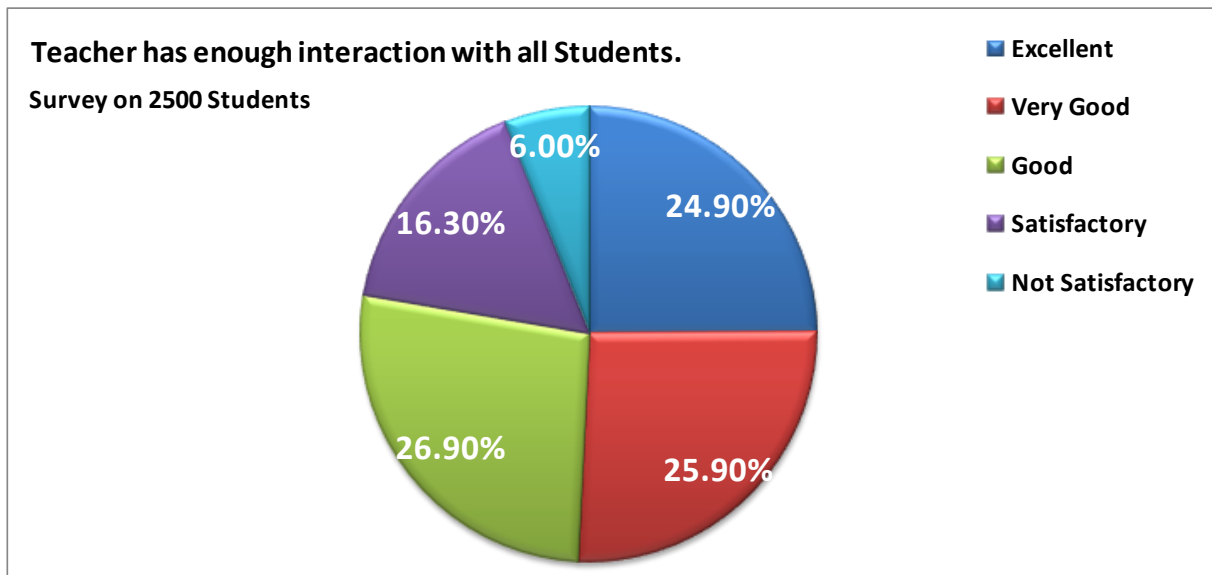
The teacher present his content according to the intellectual level of the Student is endorse by 20.80% as excellent. 28.3% of the student agrees that the teacher presentation of the content is very good. The ability of the teacher about these aspects categorized as "Good" by 32.70% students. The ability of the teacher is satisfactory and 14.50% students have expressed it.

Recommendation:

According to the responses received, it may be recommended that the teachers should try to make a balance in subject matter/ content to accommodate more and more students.

Q4. Teacher has enough interaction with all Students.

Analysis:



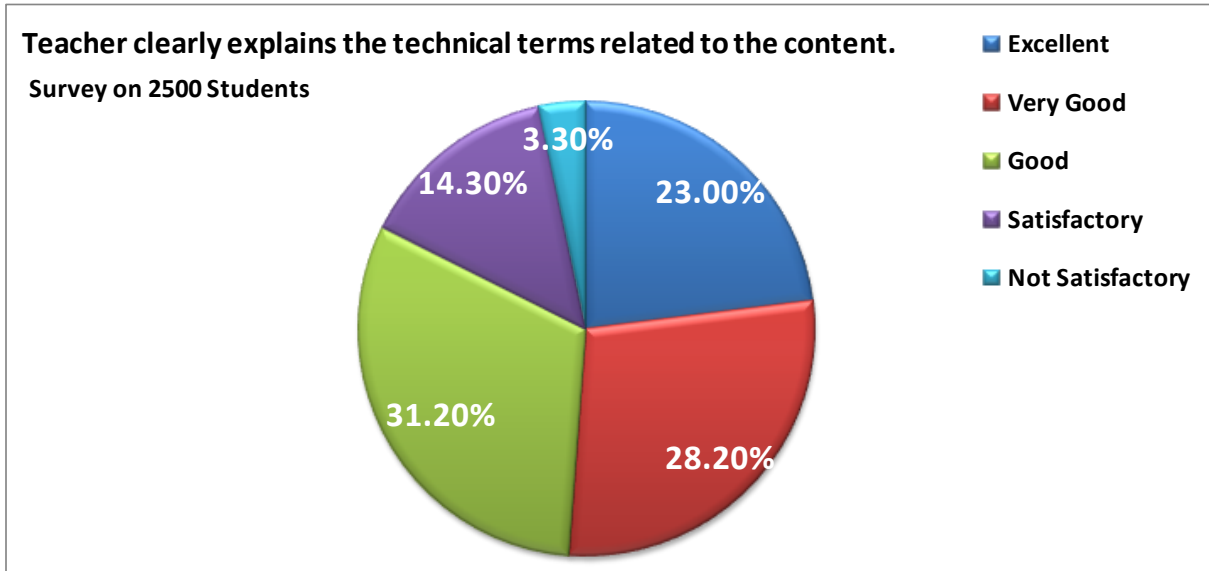
The interaction of the teacher with the student in the classroom is excellent 24.90 %, very good 25.90%, good 26.90%, satisfactory 16.30% and poor 6.0% respectively. Among all students, the highest percentage of students (26.90 %,) express that the interaction of the teacher is “Good”. More than 50% students believe that the teacher during his/her lecture interact above good.

Recommendation:

In this aspect of teacher’s interaction with all students we found a large number of students accepted that teacher’s interaction is excellent/good. So no worthwhile recommendation is needed.

Q5. Teacher clearly explains the technical terms related to the content.

Analysis:



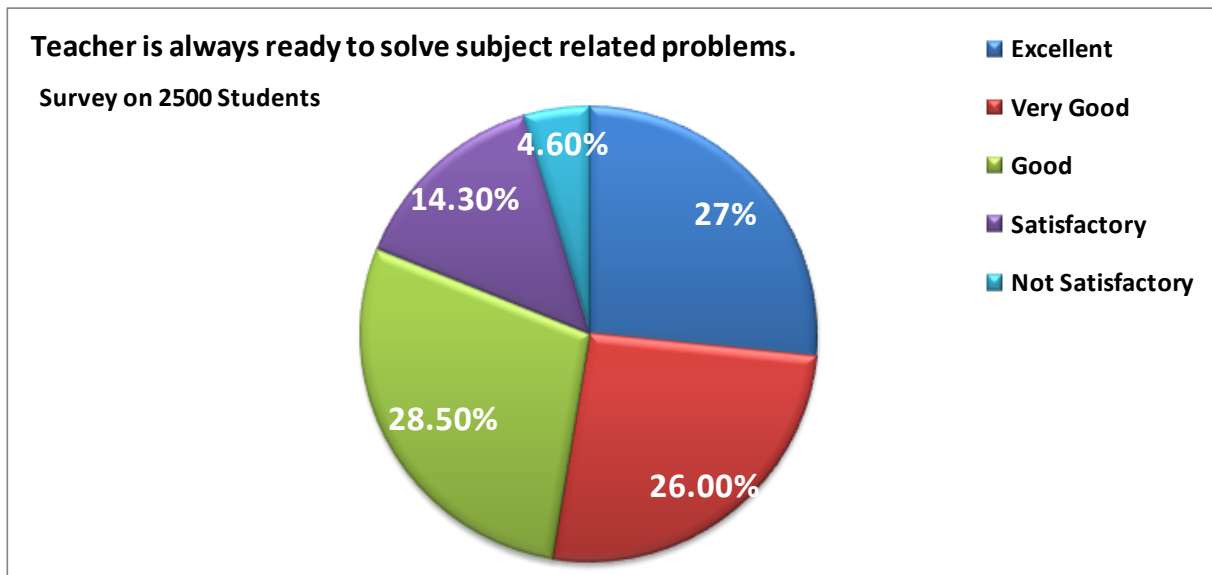
The teacher clearly explain the technical terms related to the content, 23.0% students found this ability as excellent, 28.2% found it as very good about 45.5% students express the view that the teacher’s ability is good/satisfactory. The dichotomous view of the students is clearly visible in the above pie diagram.

Recommendations:

It is recommended that the teachers should try to explain the technical terms used in the content more clearly.

Q6. Teacher is always ready to solve subject related problems.

Analysis:



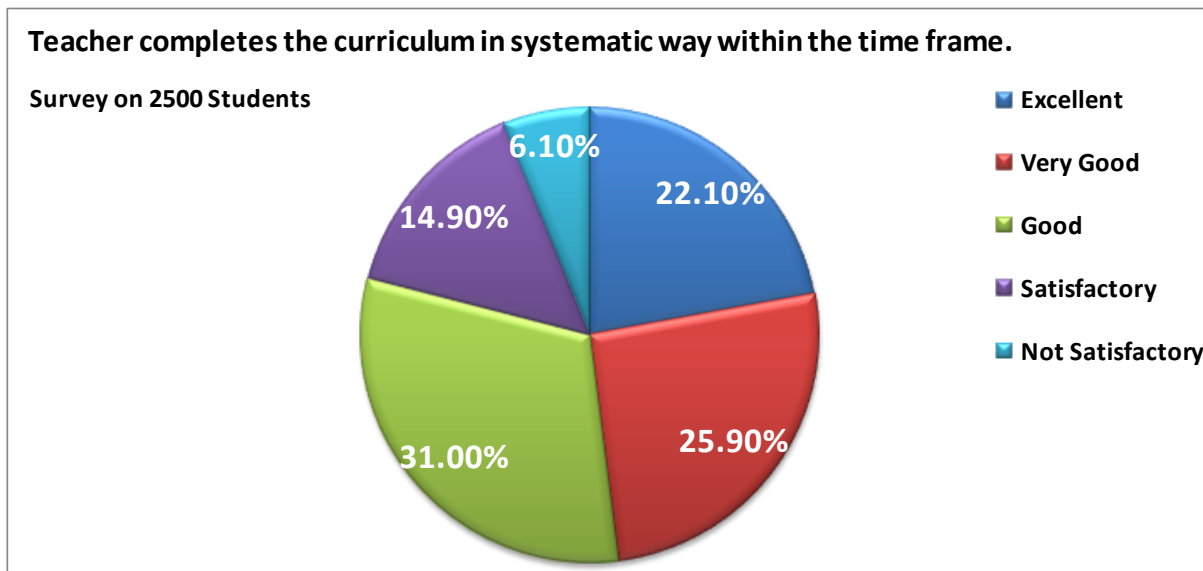
In responses of the above aspect of teaching 27.0% of students find it excellent, 26.0% find it very good, 28.5%, termed it good and 14.3% as satisfactory respectively.

Recommendations:

Since a large number of percentage of students (above 56.6%) marked it below excellent/very good so therefore it may be recommended that the concern teacher should assigned separate time at the end of lecture or allot a separate lecture sessions for the purpose of solving subject related problems. This system should be communicated to each student at the start of the session.

Q7. Teacher completes the curriculum in systematic way within the time frame.

Analysis:



The responses of this aspects may integrated in following manner that more than 52% students do not find that the syllabus is being completed in well planed manner and within the time frame and 48% students agree with the statement and responded that the ability of teacher in this aspects is very good/excellent.

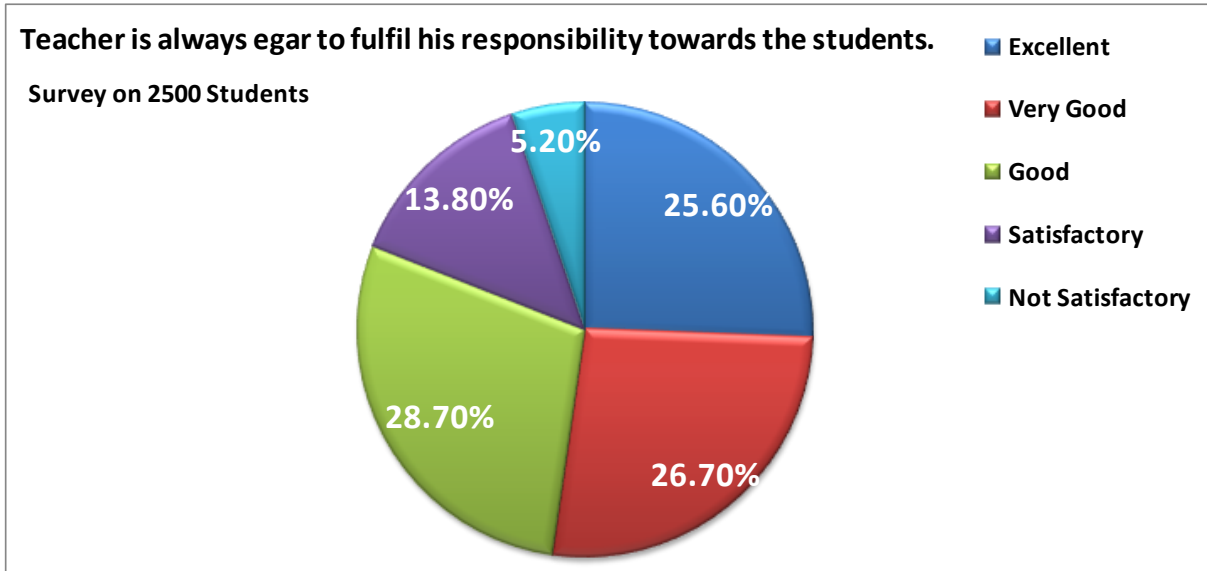
Recommendation:

In recent time it has been observed that the completion of syllabus, especially within the time frame is a biggest challenge for each faculty due to some unavoidable external factors. However the college administration should take necessary action about organising various activates /programmes in such a manner that the teacher may get the

opportunity of meetings/responsibility to be present in the class as per time table.

Q8. Teacher is always eager to fulfill his responsibility towards the students.

Analysis:



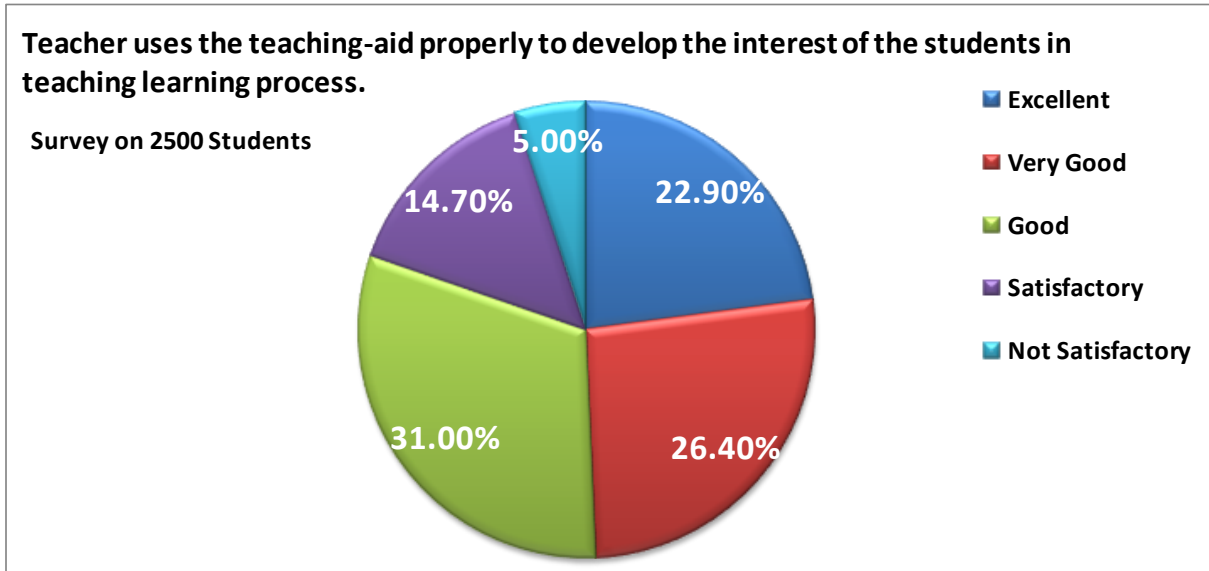
In this aspects most of the students at about 81% agree that the teachers always fulfil the responsibly towards them. A significantly low number of students about 19% find this characteristic of teacher is satisfactory /not satisfactory.

Recommendation:

Since a large number of students seems agree with the statement so no recommendation is being made

Q9. Teacher uses the teaching-aid properly to develop the interest of the students in teaching learning process.

Analysis:



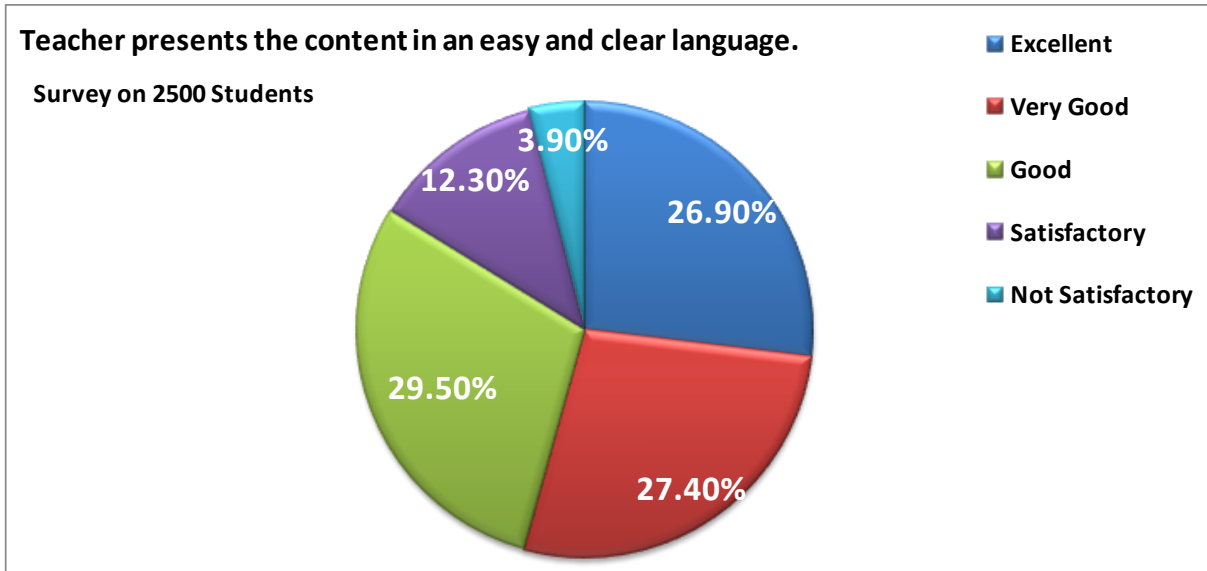
The responses received about the use of teaching aid are as follows: excellent (22.9%), very good (26.4%), good (31.0%), satisfactory (14.7%) and poor (5.0%) about 49.3% students put this aspect in excellent/very good category about 19.7% students responded that the use of teaching aid by the teacher is either satisfactory or not satisfactory.

Recommendation:

For promoting the use of teaching aid by the teacher the college administration should make more smart classes for faculty of Arts and Commerce. For faculty of science it may be recommended that the virtual labs should be established.

Q10. Teacher presents the content in an easy and clear language.

Analysis:



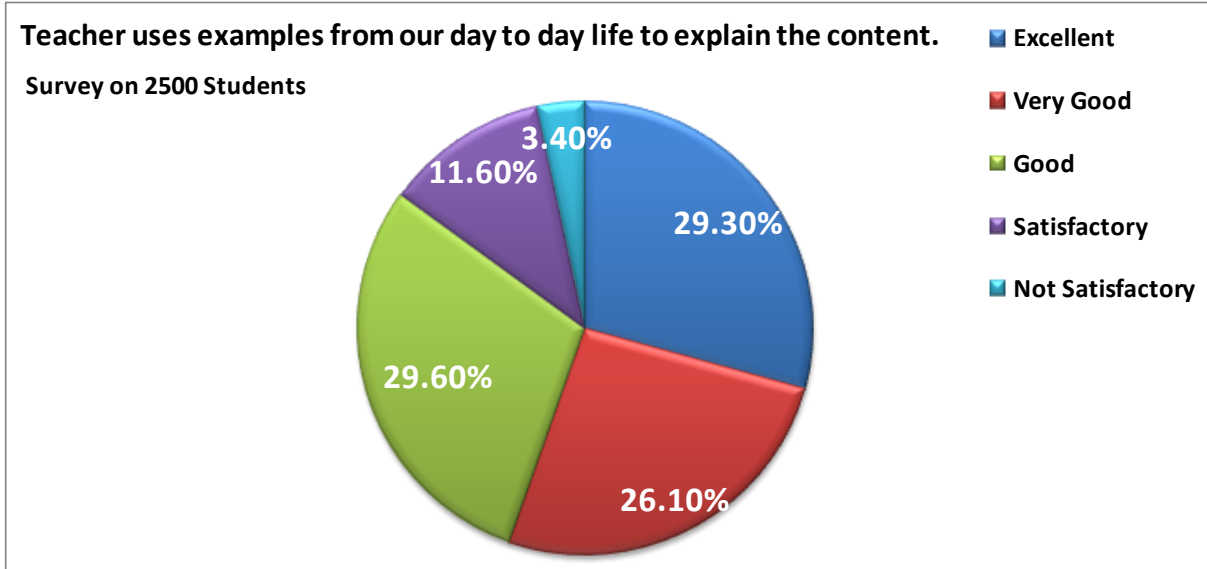
The students ratify the statement that the teacher presents the content in an easy and clear language; it is clearly visible from the above pie diagram that 54.3% students marked it as excellent/very good. However 29.5% students find this aspect as good and 12.3% find it satisfactory.

Recommendation:

A Significantly large number of percentage of students find this aspects of teaching in good or below category so it may be recommended that the language of the content used by the teacher should be made more clear.

Q11. Teacher uses examples from our day to day life to explain the content.

Analysis:



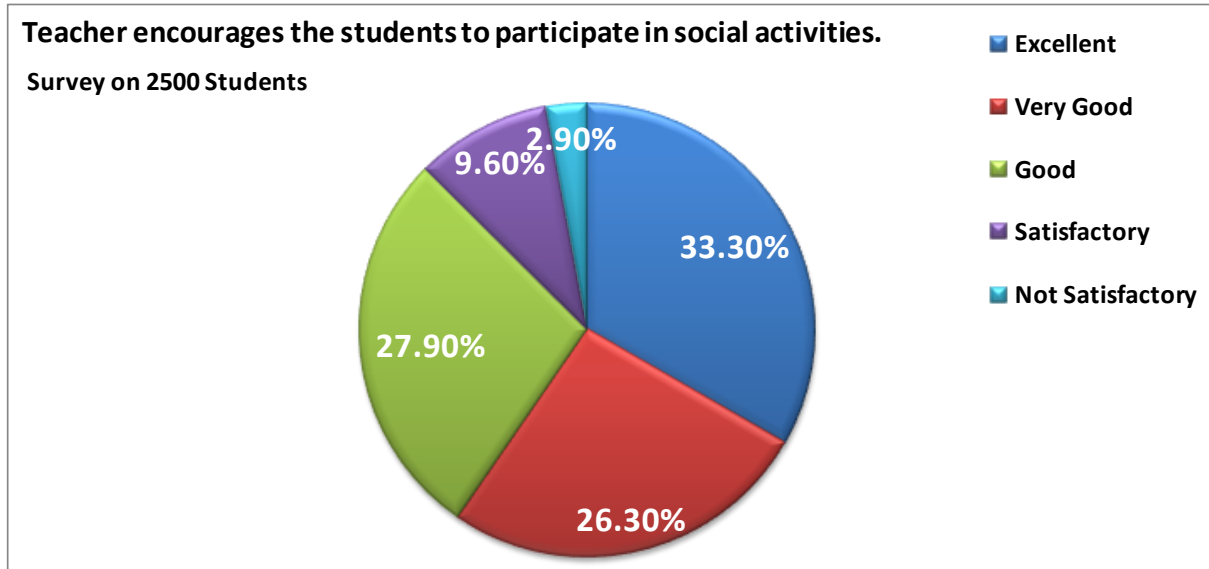
Teacher uses example from our day to day life to explain the content is one of the most interesting question that was included in the questionnaires. The obtain responses about using examples from day to day life to explain the content by the teacher shows that 55.4% student found it excellent/very good. However 29.6% found it good, and 16% have shown it satisfactory/not satisfactory.

Recommendations:

Since most of the teachers are using recent examples to explain the content in a better way so there is no need to recommend any measures further.

Q12. Teacher encourages the students to participate in social activities.

Analysis:



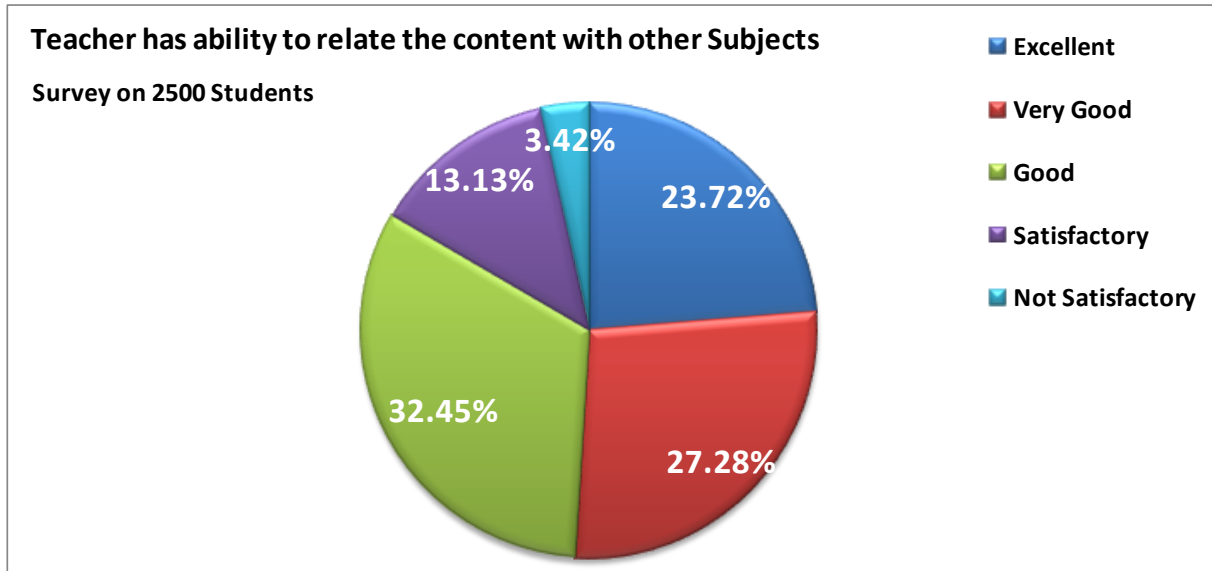
Teacher encourages the students to participate in social activities for this aspect more than 59.6% student admit that they get enough encouragement to participate in social activities organized by the college. About 27.9% students admit that they are getting good opportunity to participate in Social activities.

Recommendations:

The college organized almost all type of social activities on regular basis. It may be counter verified through the college academic calendar Curriculum enrichment schedule and other related documents. Since most of the students are getting opportunities to participate. No specific recommendations are being made.

Q13. Teacher has ability to relate the content with other Subjects.

Analysis:



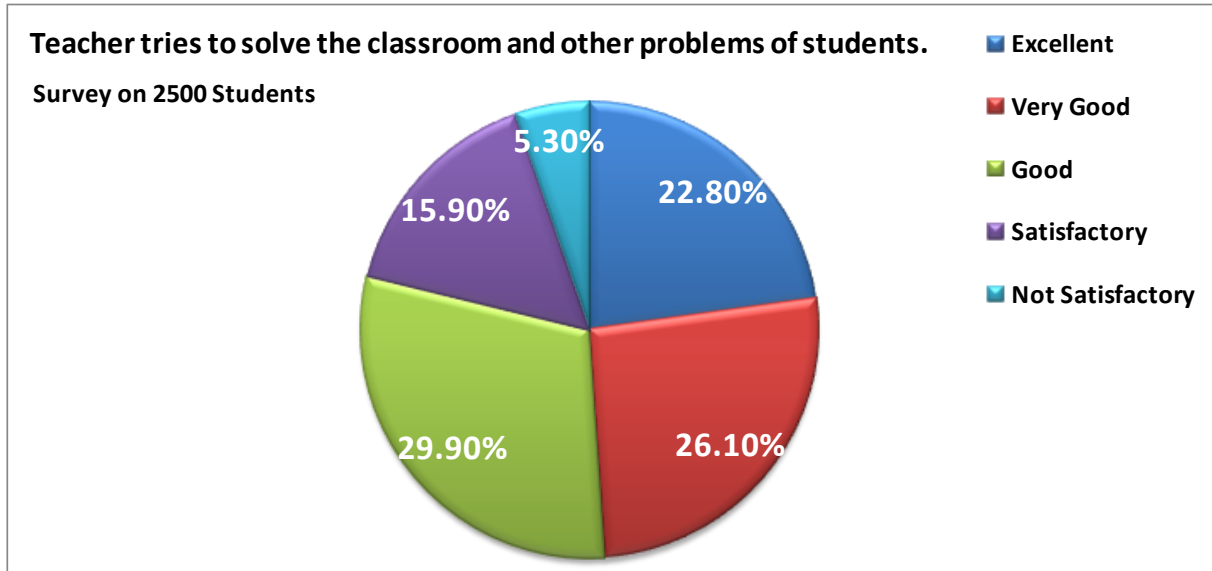
Teacher has an ability to relate the content with other subjects. 83.45% of students express that the teacher during his/her lecture generally relates the content with other subjects. Less than 13.13% of students find this ability of the teacher as satisfactory.

Recommendations:

The teachers have the ability to co-relate the topic with other subjects (if any) as per the feedback of the students. Most of the students are satisfied with this ability of the teachers. So no recommendation is being made.

Q14. Teacher tries to solve the classroom and other problems of students.

Analysis:



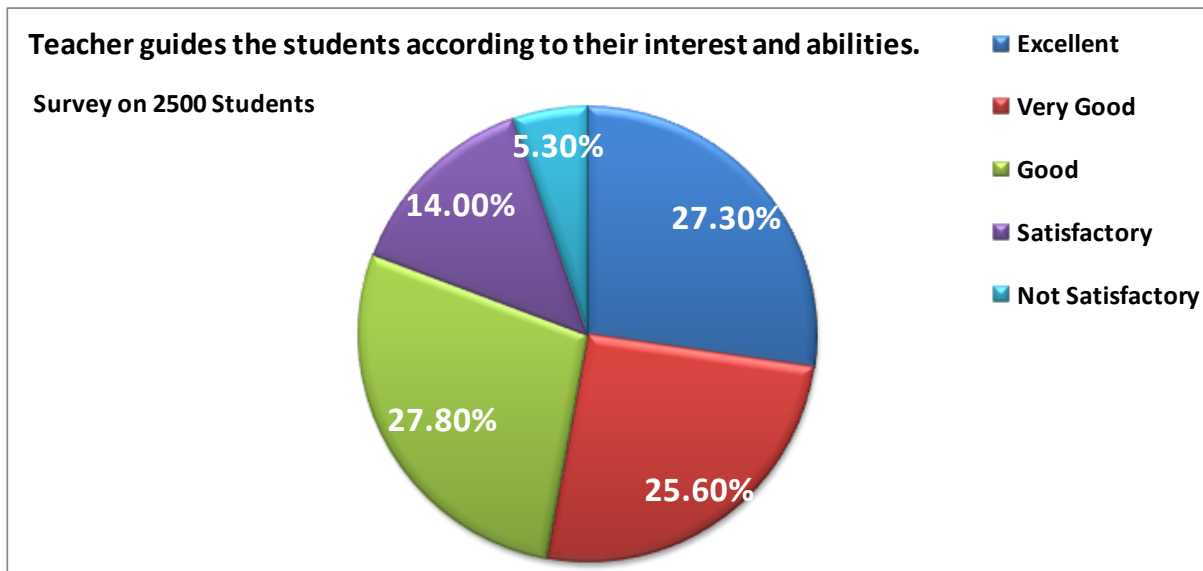
In this aspect of teaching, the responses received are mostly in favour of the statement. More than 75% students endorse that they are getting enough help to resolve the problem associated with in the classroom and outside classroom.

Recommendations:

To Provide the Guidance, especially the problems faced by the students outside the classroom but within the campus each department issued the list of mentor so that the students may consult the concern teacher. This practise is helpful for the students and the responses themselves confirmed that no recommendation is needed.

Q15. Teacher guides the students according to their interest and abilities.

Analysis:



Teacher guides the students according to their interest and abilities 27.30% students find the guidance as excellent, 25.60% as very good, 27.80% find it good and 14.0% find it satisfactory respectively. The overall result shows that more than 80% students are getting enough guidance according to their interest and abilities.

Recommendations:-

The college organized various programme to enhance the competitive abilities, personality development, group discussions, extempore delivering of lectures on specific topics and other such activities through various departments and carrier counselling cell of the college.

Conclusion:

The survey report suggested that in most of the key parameter of the teaching and learning the college is performing very well. However there are some areas in which the institution need to put more efforts. Mainly to update the classroom for ICT tools and online teaching platforms that can help the students to understand the curriculum topics more clearly.

Signature:

Name of the Institution:

DR PDB Himalayan GOVT PG College KOTDWAR, UTTARAKHAND

Head of the Institution: PROF. JANKI PANWAR

ID - UAC09N17413



PRINCIPAL

DR. P.D.B.H. GOVT. P.G. COLLEGE
KOTDWAR (GARHWAL)

Principal

**Dr. P. D. B. H. Govt. P. G. College
Kotdwar**