

DR.P.D.B. H. GOVERNMENT POST GRADUATE COLLEGE KOTDWAR



Since 1971

STUDENT FEEDBACK REPORT 2022-23

Prepared by –
Dr. Praveen Joshi
Convener IQAC



STUDENTS FEEDBACK

SURVEY

Session: 2022-23

Agency: IQAC (Internal Quality Assurance Cell)

Medium: Online Form

Simple Size: 1009

No. of Teachers for Appraisal: 54

No. of TLP Components Assessed: 15

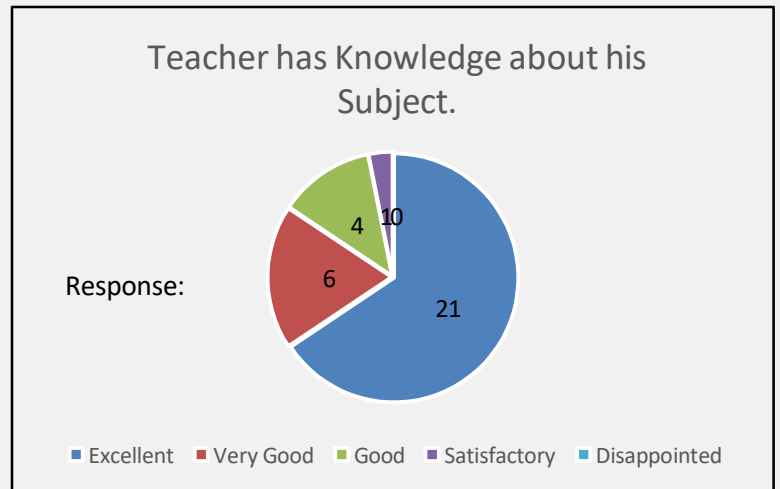
Measurement Scale: Six Point Scale

Department of Political Science

Name of Teacher: Prof. Seema Chaudhary

1. Subject knowledge:

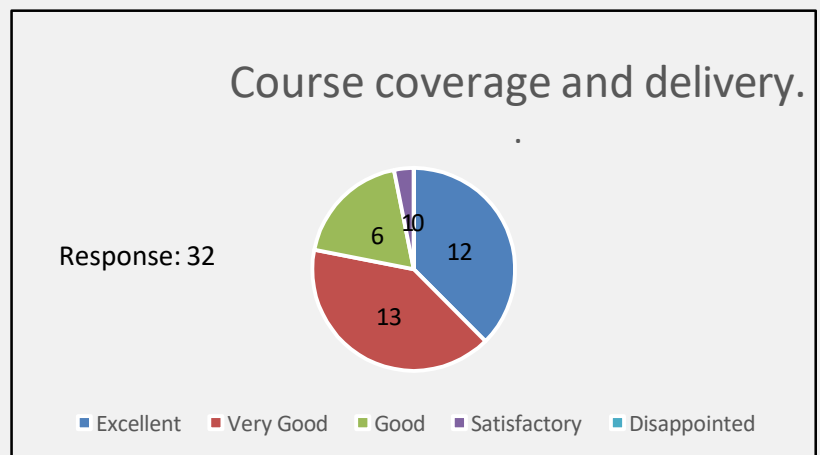
Excellent	21
Very Good	6
Good	4
Satisfactory	1
Disappointed	0
	32



100 % respondents were satisfied with the Teacher's subject knowledge. 97% of the respondents found it to be good and above. More than 84% of respondents awarded very good and excellent.

2. Course coverage and delivery:

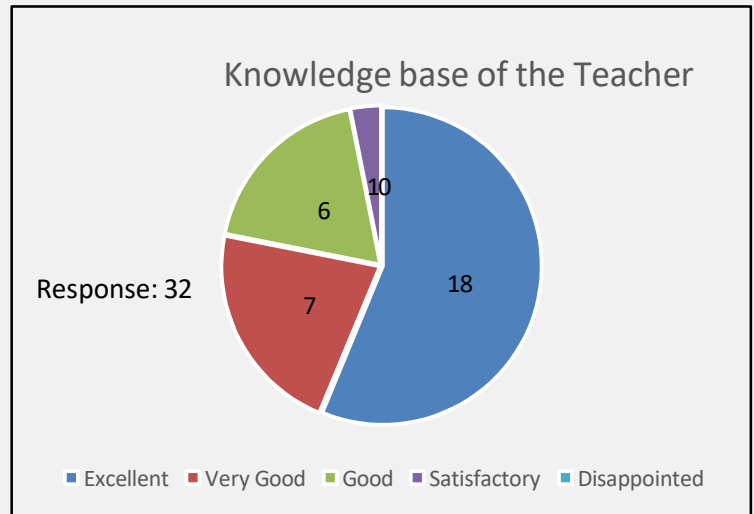
Excellent	12
Very Good	13
Good	6
Satisfactory	1
Disappointed	0
	32



100 % respondents were satisfied with the course coverage and delivery. 97% of the respondents ranked it good and above. More than 78% placed it at very good and excellent.

3. Knowledge Base:

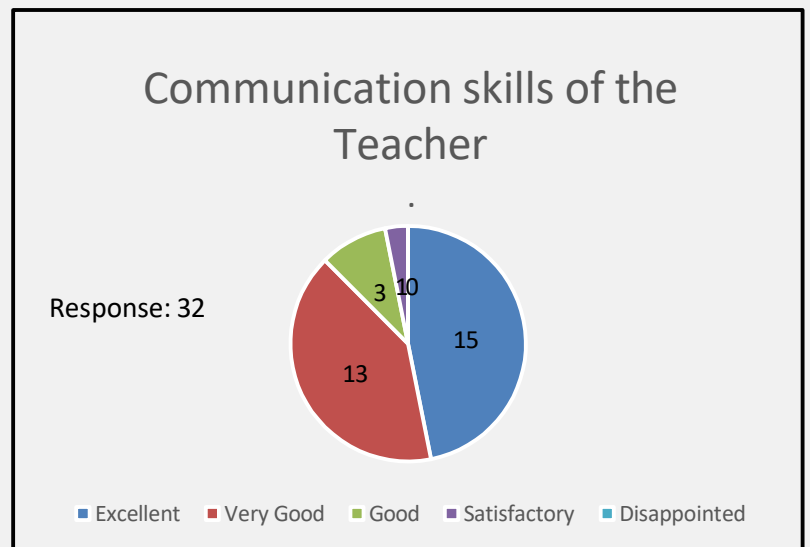
Excellent	18
Very Good	7
Good	6
Satisfactory	1
Disappointed	0
	32



100 % respondents were satisfied with the knowledge base of the Teacher. 97% graded it good and above. More than 78% of respondents rated it very good and excellent.

4. Communication Skills:

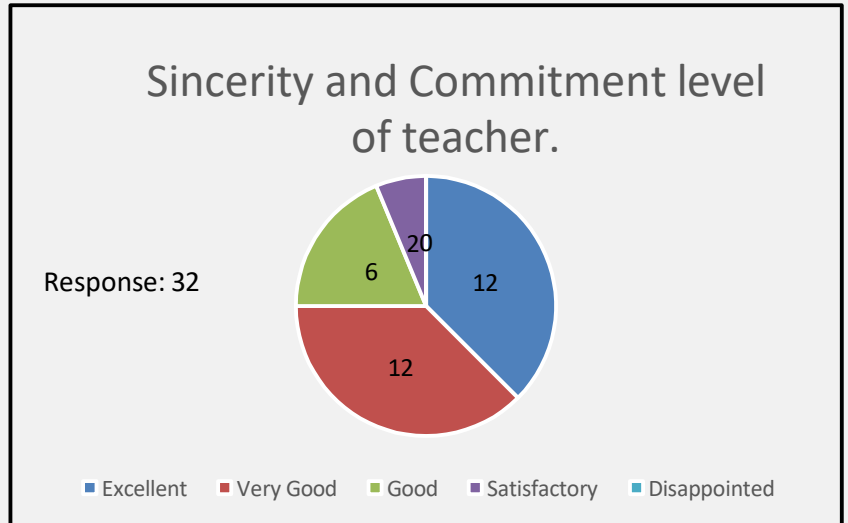
Excellent	15
Very Good	13
Good	3
Satisfactory	1
Disappointed	0
	32



100 % respondents were satisfied with the Communication Skills of the Teacher. 97% labeled it good and above. 87.5% of respondents allocated very good and excellent.

5. Sincerity and Commitment level:

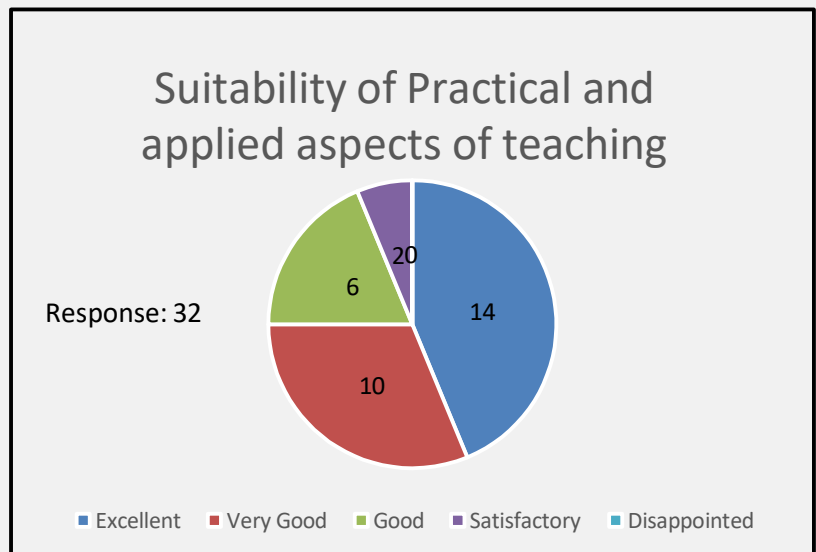
Excellent	12
Very Good	12
Good	6
Satisfactory	2
Disappointed	0
	32



100 % respondents were satisfied with Sincerity and Commitment level of the Teacher. 94% allocated good and above. 75% of respondents labeled very good and excellent.

6. Applied Aspects of Teaching:

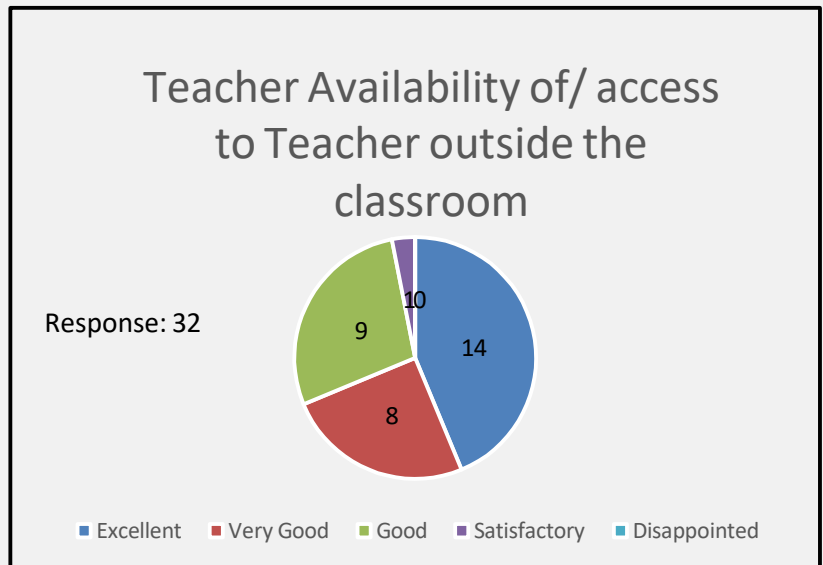
Excellent	14
Very Good	10
Good	6
Satisfactory	2
Disappointed	0
	32



100 % respondents were satisfied with Applied Aspects of Teaching of the Teacher. 94% rated it good and above. 75% of respondents graded it very good and excellent.

7. Off Classroom Accessibility:

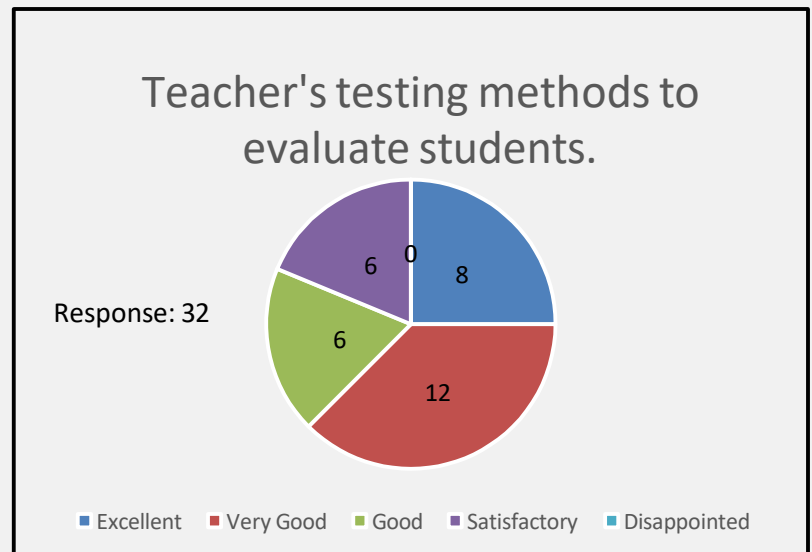
Excellent	14
Very Good	8
Good	9
Satisfactory	1
Disappointed	0
	32



100 % respondents were satisfied with Off Classroom Accessibility of the Teacher. 97% placed it good and above. 69% of respondents ranked it very good and excellent.

8. Evaluation Methods:

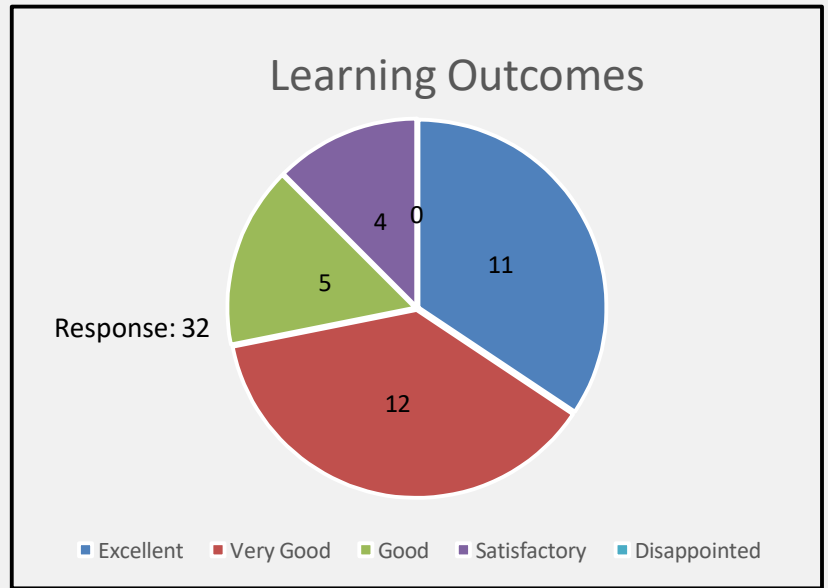
Excellent	8
Very Good	12
Good	6
Satisfactory	6
Disappointed	0
	32



100 % respondents were satisfied with the Evaluation Methods used by of the Teacher. 81% awarded it good and above. 63% of respondents found it very good and excellent.

9. Learning Outcomes:

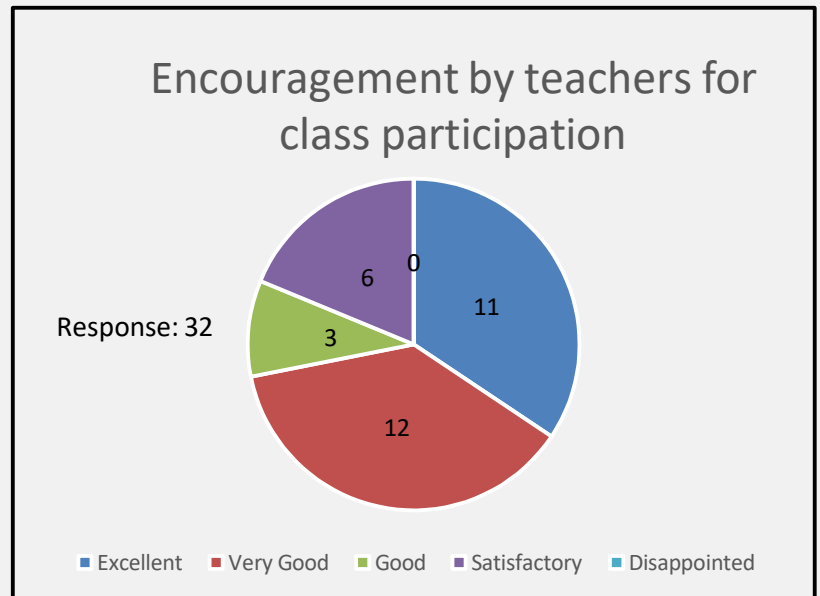
Excellent	11
Very Good	12
Good	5
Satisfactory	4
Disappointed	0
	32



100 % respondents were satisfied with the Learning Outcomes of the teaching by the Teacher.88 % found it good and above. 72% of respondents awarded it very good and excellent.

10. Encouraging Class Participation:

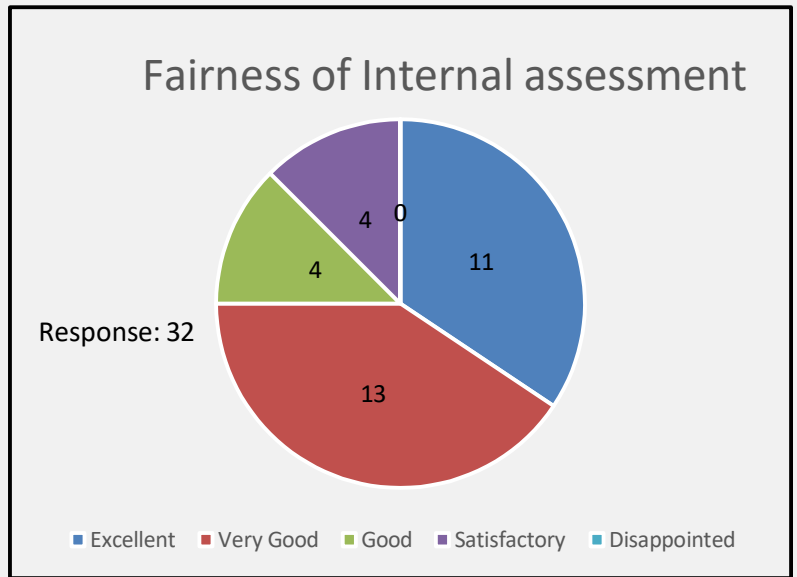
Excellent	11
Very Good	12
Good	3
Satisfactory	6
Disappointed	0
	32



100 % respondents were satisfied with the encouragement for Class Participation by the Teacher.81 % ranked it good and above. 72% of respondents placed it at very good and excellent.

11. Fairness in Internal Assessment:

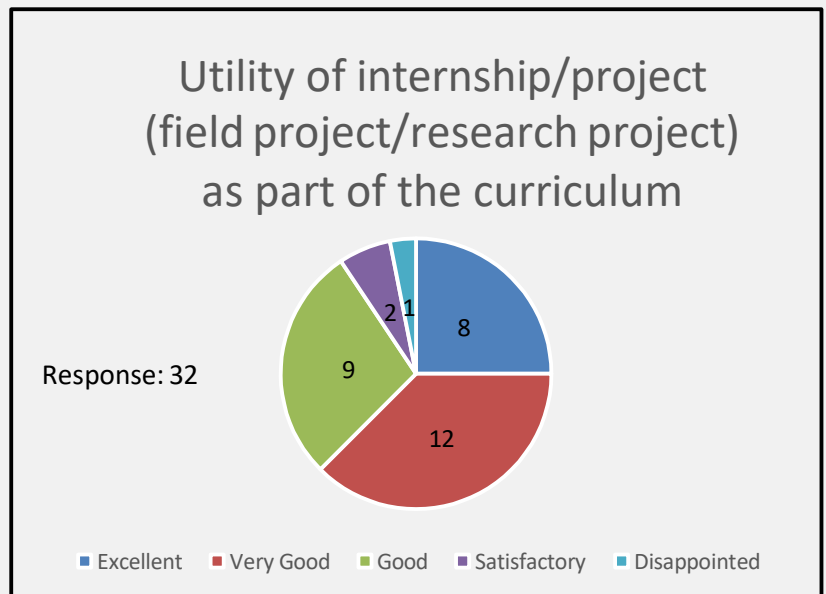
Excellent	11
Very Good	13
Good	4
Satisfactory	4
Disappointed	0
	32



100 % respondents were satisfied with the Fairness in Internal Assessment .88 % graded it good and above. 75% of respondents rated it very good and excellent.

12. Internship / Project as part of the curriculum:

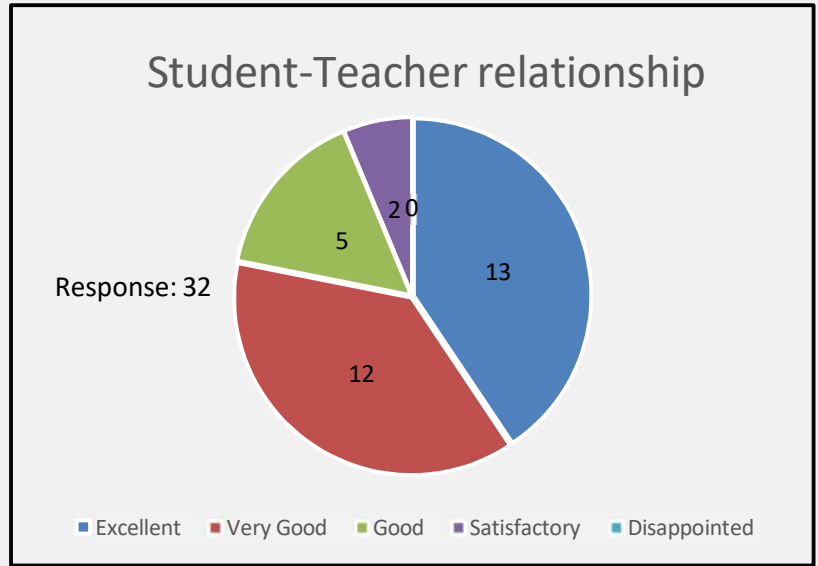
Excellent	8
Very Good	12
Good	9
Satisfactory	2
Disappointed	1
	32



97 % respondents were satisfied with the utilization of the Internship / Project by the Teacher as part of the curriculum. 91 % labeled it good and above. 63% of the respondents allocated very good and excellent.

13. Student Teacher Relationship:

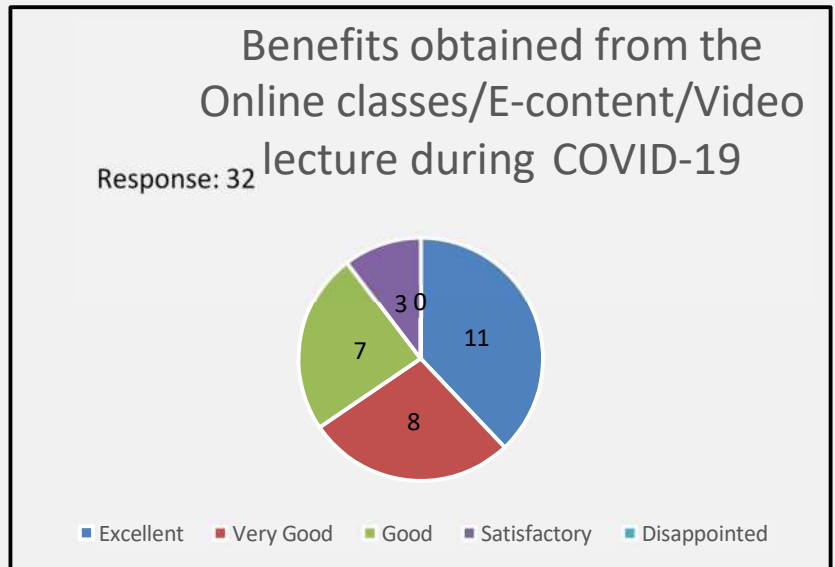
Excellent	13
Very Good	12
Good	5
Satisfactory	2
Disappointed	0
	32



100 % respondents were satisfied with their Relationship with the Teacher .94 % found it good and above. 78% of respondents awarded very good and excellent.

14. Beneficially of the online Lectures and content during Covid-19:

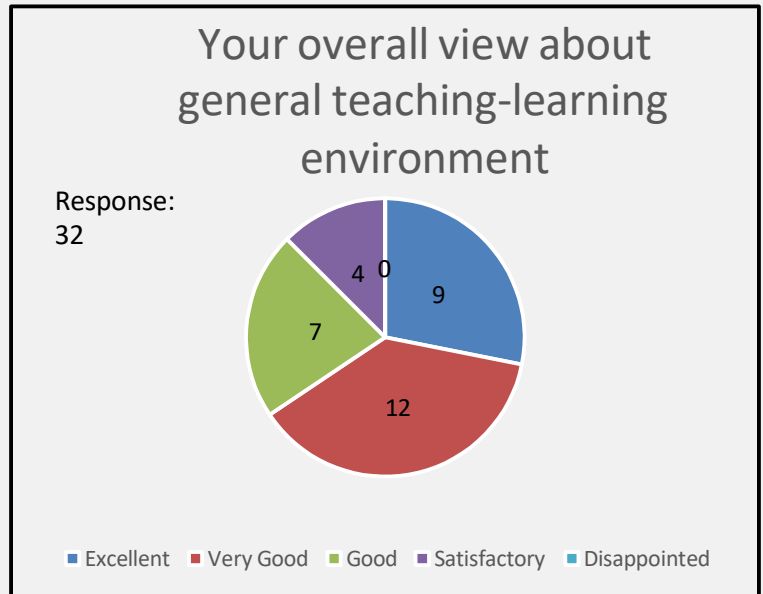
Excellent	11
Very Good	8
Good	7
Satisfactory	3
Disappointed	0
	29



100 % respondents found the online Lectures and content provided by the Teacher during Covid-19 satisfactory. 90 % ranked it good and above. 66% of respondents awarded very good and excellent.

15. Overall Teaching Learning Environment:

Excellent	9
Very Good	12
Good	7
Satisfactory	4
Disappointed	0
	32



100 % respondents found the Overall Teaching Learning Environment of the Teacher’s class satisfactory.88 % ranked it good and above. 66% of respondents awarded very good and excellent.

APPRAISAL: Excellent

100% respondents were satisfied in almost all the aspects of teaching evaluated. Above 81% of the respondents awarded good in all the categories assessed. Above 72% of the respondents rated very good and excellent in most of the categories assessed.

SUGGESTIONS:

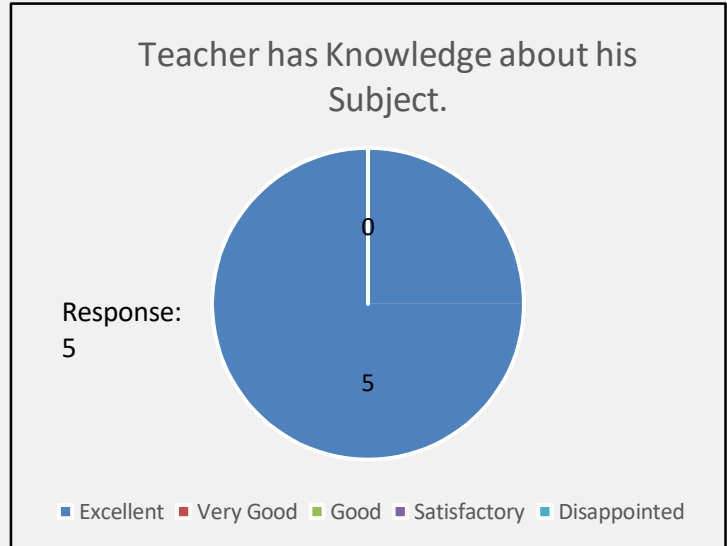
The Assessee may like to increase the utilization of internship/project as part of the curriculum and brush up the testing methods to evaluate students

Department of Geography

Name of Teacher: Prof. Mahant Maurya

1. Subject knowledge:

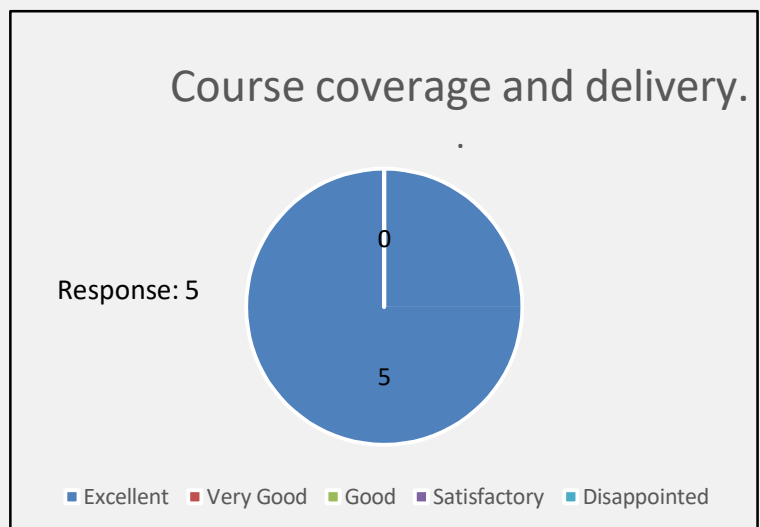
Excellent	5
Very Good	0
Good	0
Satisfactory	0
Disappointed	0
	5



100 % respondents found the Teacher’s subject knowledge to be excellent.

2. Course coverage and delivery:

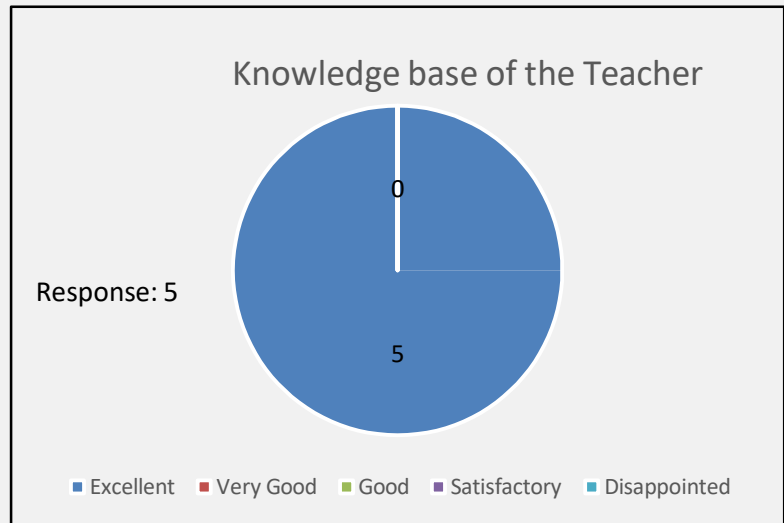
Excellent	5
Very Good	0
Good	0
Satisfactory	0
Disappointed	0
	5



100 % respondents rated the Teacher’s Course coverage and delivery to be excellent.

3. Knowledge Base:

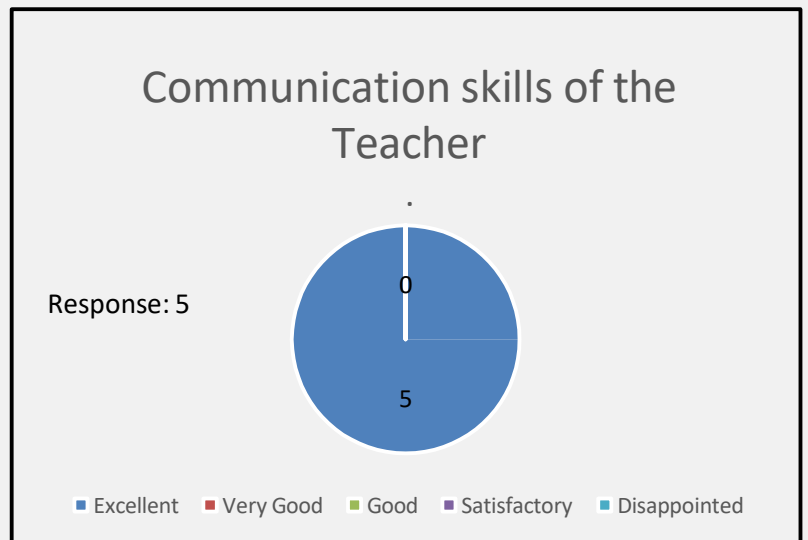
Excellent	5
Very Good	0
Good	0
Satisfactory	0
Disappointed	0
	5



100 % respondents labeled the Teacher's Knowledge to be excellent.

4. Communication Skills:

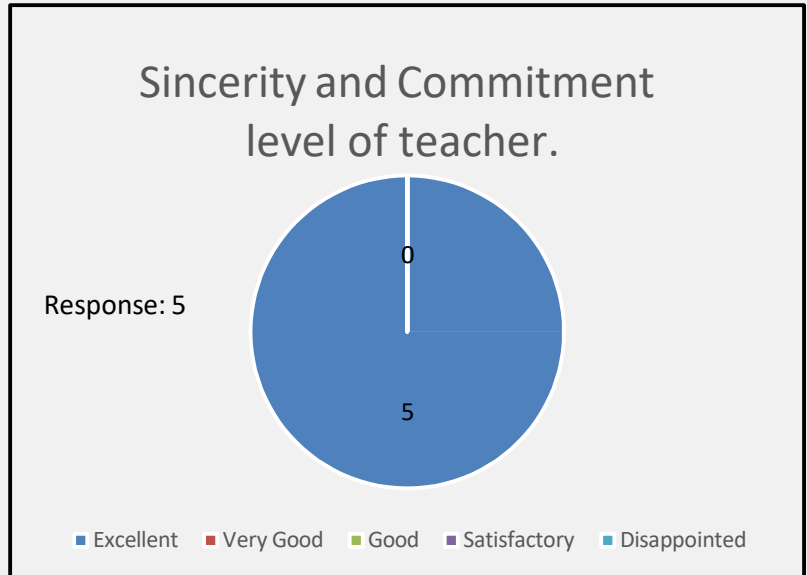
Excellent	5
Very Good	0
Good	0
Satisfactory	0
Disappointed	0
	5



100 % respondents ranked the teacher's Communication Skills to be excellent.

5. Sincerity and Commitment level:

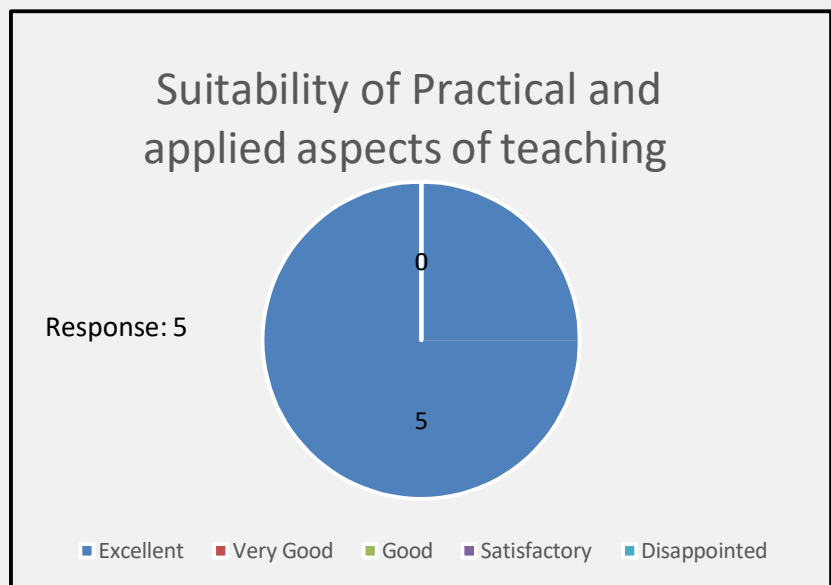
Excellent	5
Very Good	0
Good	0
Satisfactory	0
Disappointed	0
	5



100 % respondents awarded excellent to the Teacher's Sincerity and Commitment level.

6. Applied Aspects of Teaching:

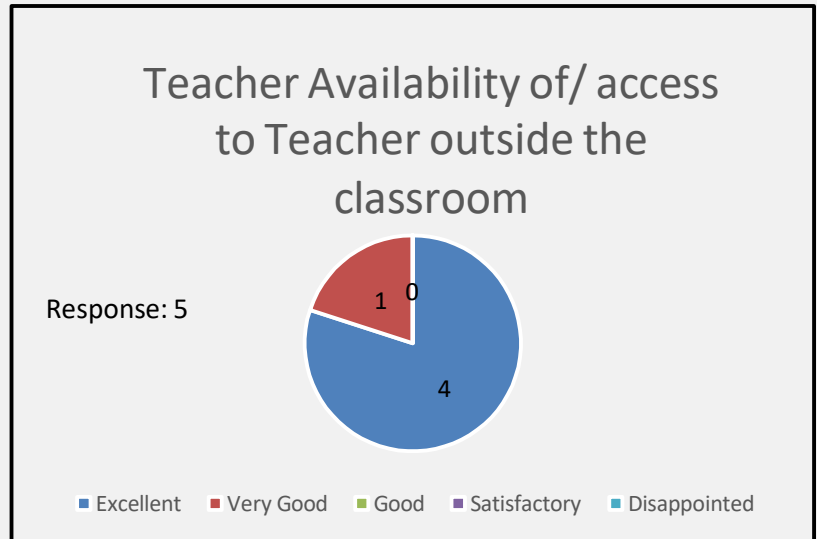
Excellent	5
Very Good	0
Good	0
Satisfactory	0
Disappointed	0
	5



100 % respondents classified the Teacher's Applied Aspects of teaching as excellent.

7. Off Classroom Accessibility:

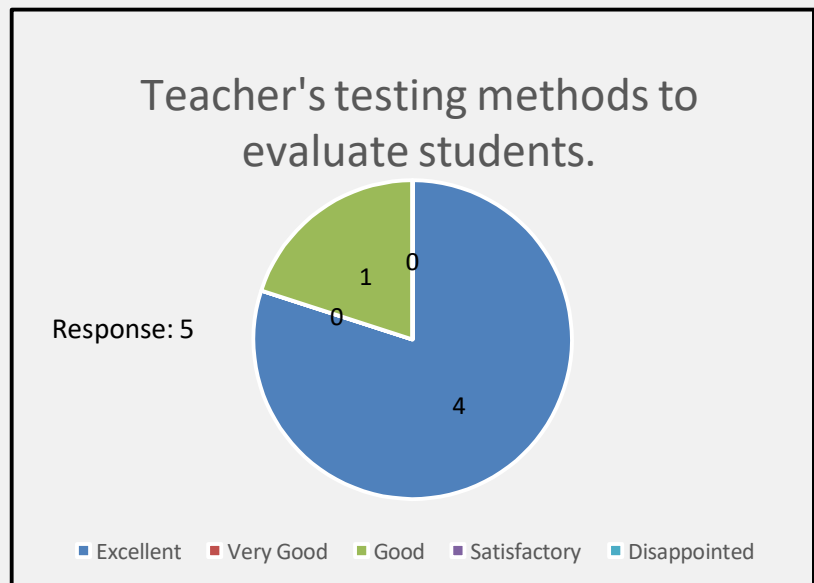
Excellent	4
Very Good	1
Good	0
Satisfactory	0
Disappointed	0
	5



100 % respondents valued Off Classroom Accessibility of the Teacher very good. 80% found it excellent.

8. Evaluation Methods:

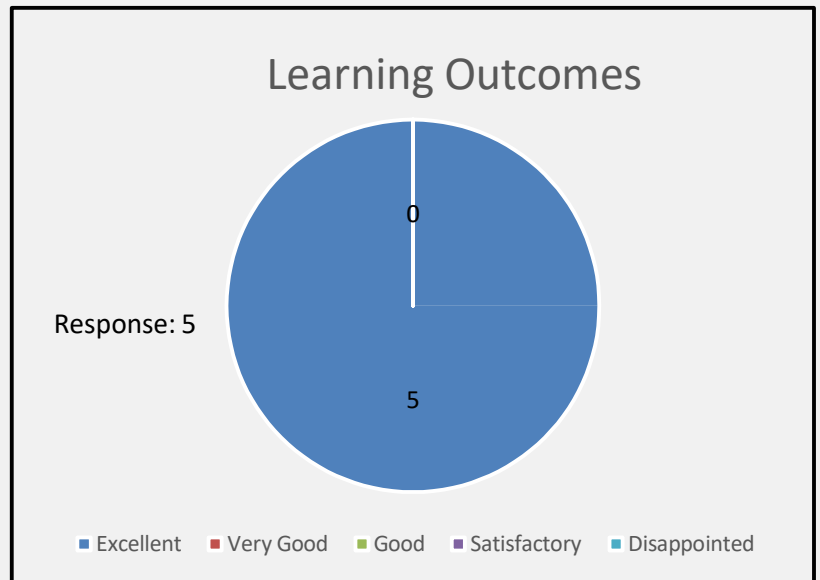
Excellent	4
Very Good	0
Good	1
Satisfactory	0
Disappointed	0
	5



100 % respondents graded Evaluation Methods of the Teacher very good. 80% categorized it excellent.

9. Learning Outcomes:

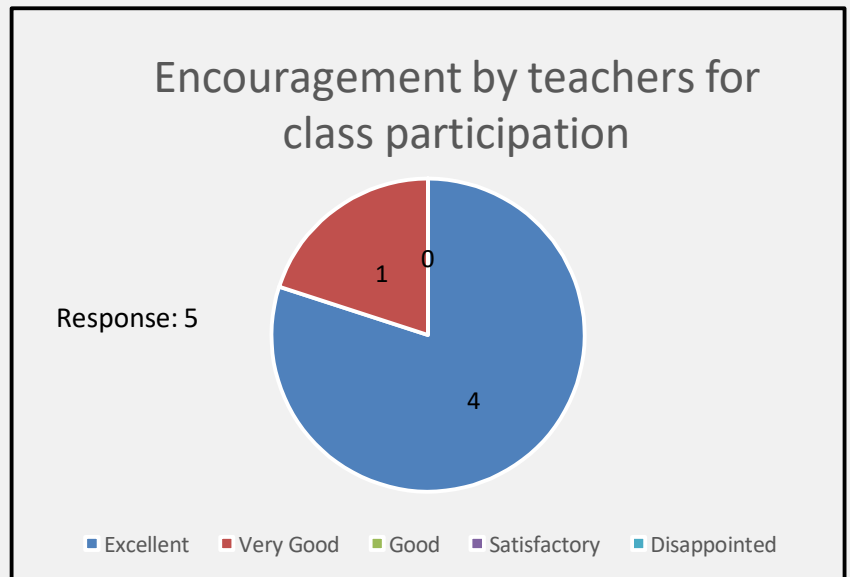
Excellent	5
Very Good	0
Good	0
Satisfactory	0
Disappointed	0
	5



100 % respondents found the Teacher’s Learning Outcomes to be excellent.

10. Encouraging Class Participation:

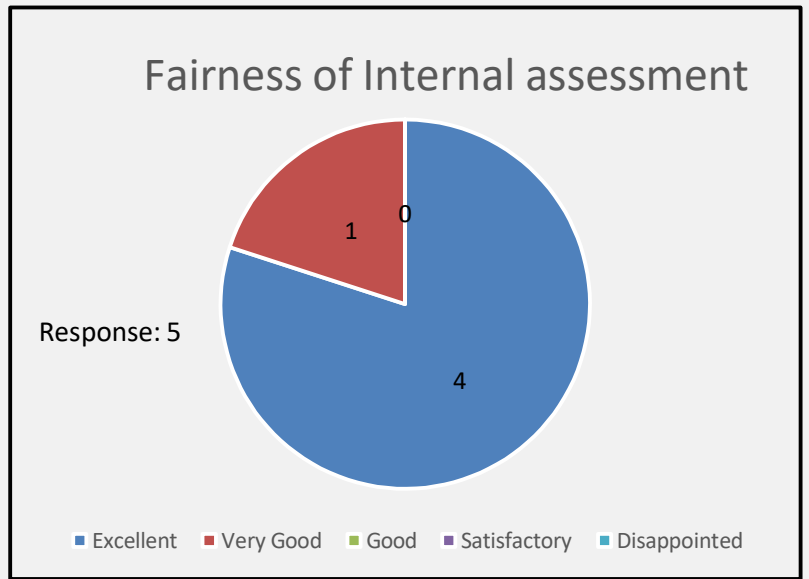
Excellent	4
Very Good	1
Good	0
Satisfactory	0
Disappointed	0
	5



100 % respondents rated Encouragement for the Class Participation by the Professor very good. 80% ranked it excellent.

11. Fairness in Internal Assessment:

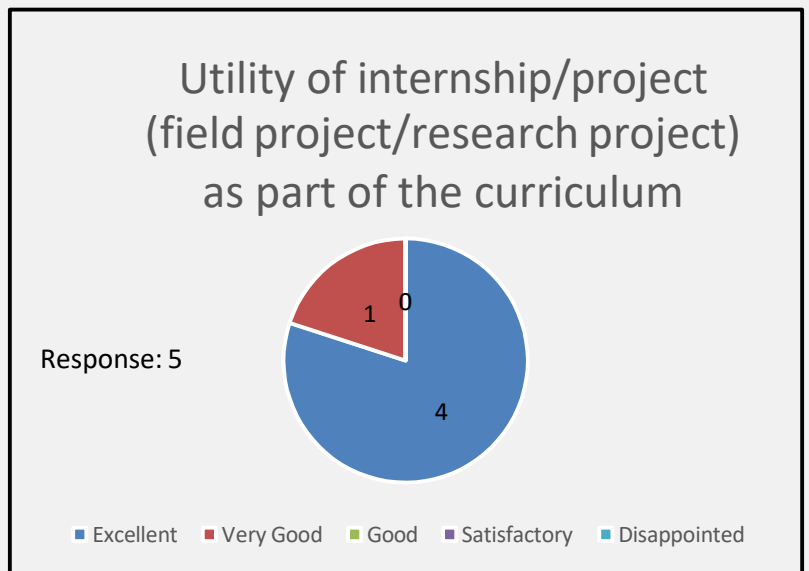
Excellent	4
Very Good	1
Good	0
Satisfactory	0
Disappointed	0
	5



100 % respondents found Fairness in Internal Assessment of the Teacher. 80% found it excellent.

12. Internship / Project as part of the curriculum:

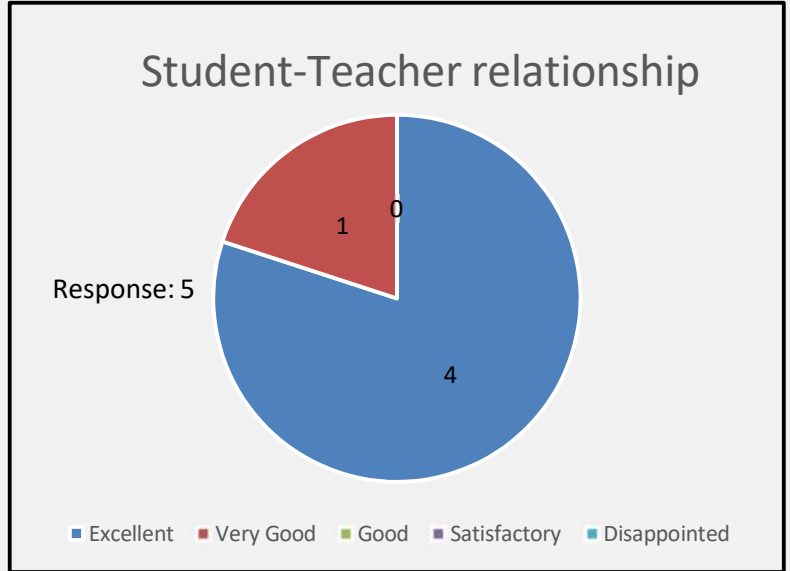
Excellent	4
Very Good	1
Good	0
Satisfactory	0
Disappointed	0
	5



100 % respondents valued Internship / Project as part of the curriculum of the Teacher to be very good. 80% graded it excellent.

13. Student Teacher Relationship:

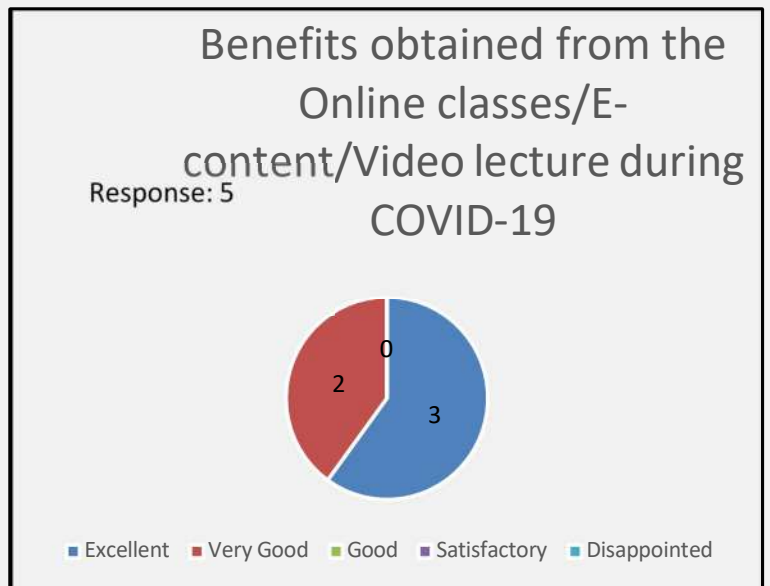
Excellent	4
Very Good	1
Good	0
Satisfactory	0
Disappointed	0
	5



100 % respondents ranked their Relationship with the Teacher to be very good. 80% classified it excellent.

14. Beneficiality of the online Lectures and content during Covid-19:

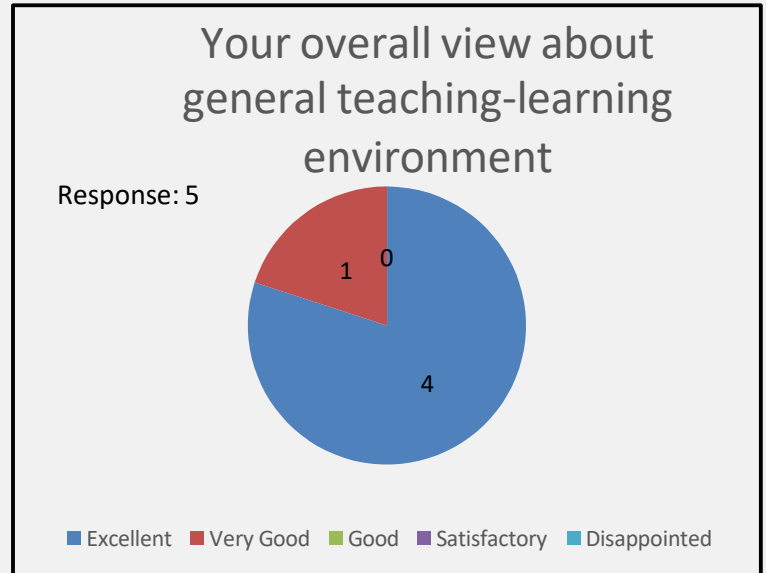
Excellent	3
Very Good	2
Good	0
Satisfactory	0
Disappointed	0
	5



100 % respondents classified the online Lectures and content provided by the Teacher during Covid-19 to be Beneficial. 60% classed it excellent.

15. Overall Teaching Learning Environment:

Excellent	4
Very Good	1
Good	0
Satisfactory	0
Disappointed	0
	5



100 % respondents placed Overall Teaching Learning Environment of the Teacher at very good. 80% position it excellent.

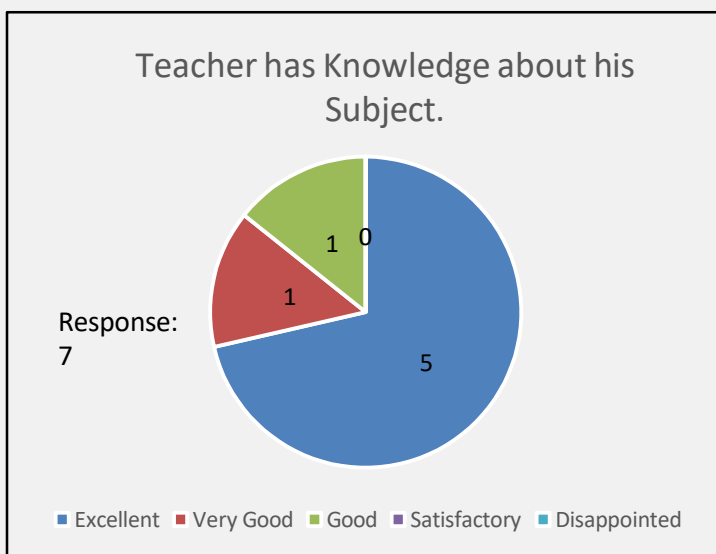
APPRAISAL: Sample size too small to be assessed.

Department of Botany

Name of Teacher: Dr. M.D. Kushwaha

1. Subject knowledge:

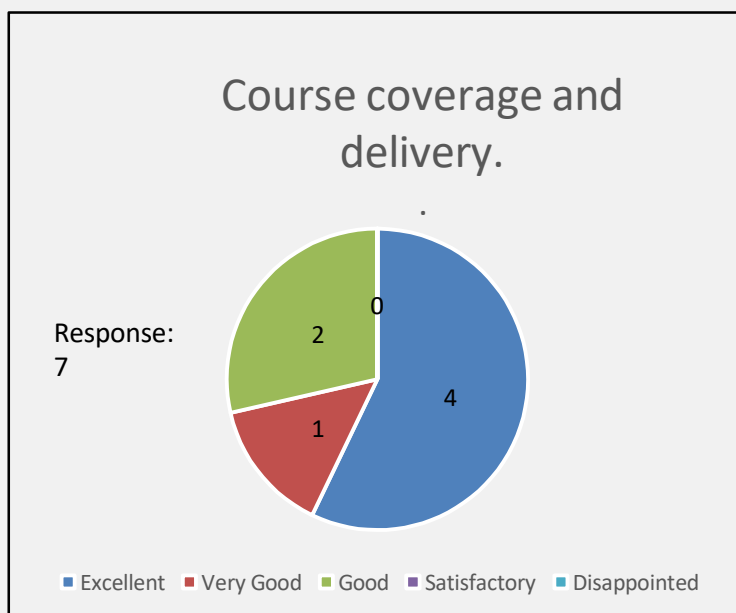
Excellent	5
Very Good	1
Good	1
Satisfactory	0
Disappointed	0
	7



100% of the respondents found the subject knowledge to be good and above. 86% of respondents awarded very good and excellent.

2. Course coverage and delivery:

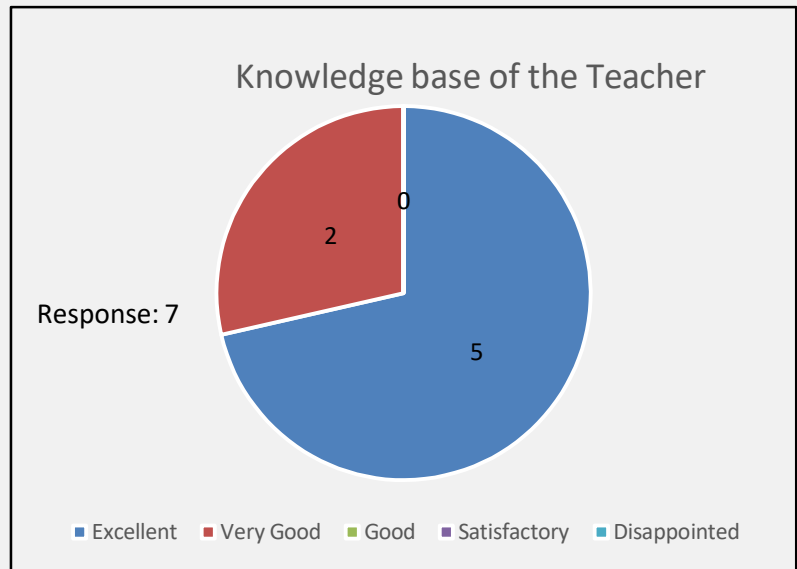
Excellent	4
Very Good	1
Good	2
Satisfactory	0
Disappointed	0
	7



100% of the respondents found course coverage to be good and above. 71% of respondents awarded very good and excellent.

3. Knowledge Base:

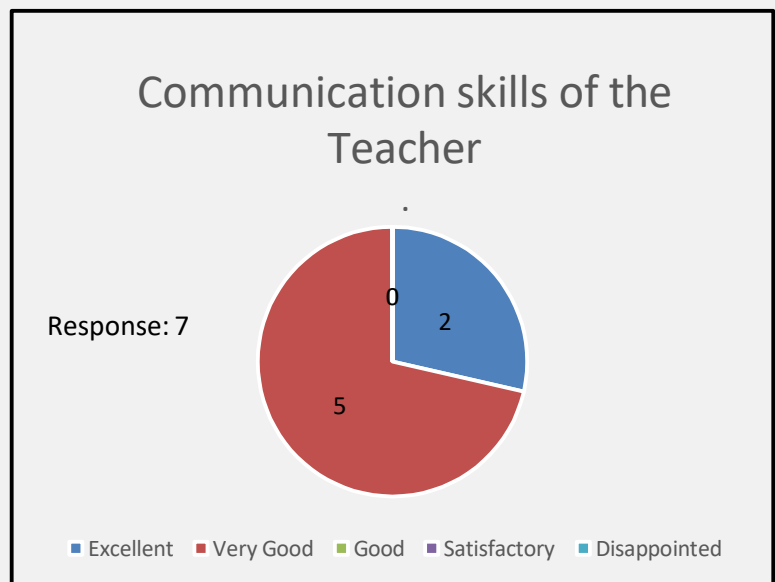
Excellent	5
Very Good	2
Good	0
Satisfactory	0
Disappointed	0
	7



100% of respondents awarded very good and excellent to knowledge base.

4. Communication Skills:

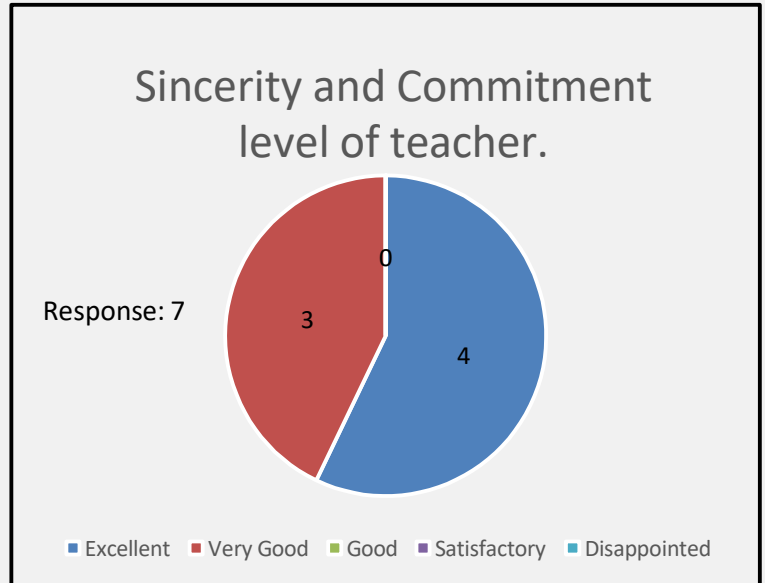
Excellent	2
Very Good	5
Good	0
Satisfactory	0
Disappointed	0
	7



100% of respondents awarded very good and excellent to communication skills of teacher.

5. Sincerity and Commitment level:

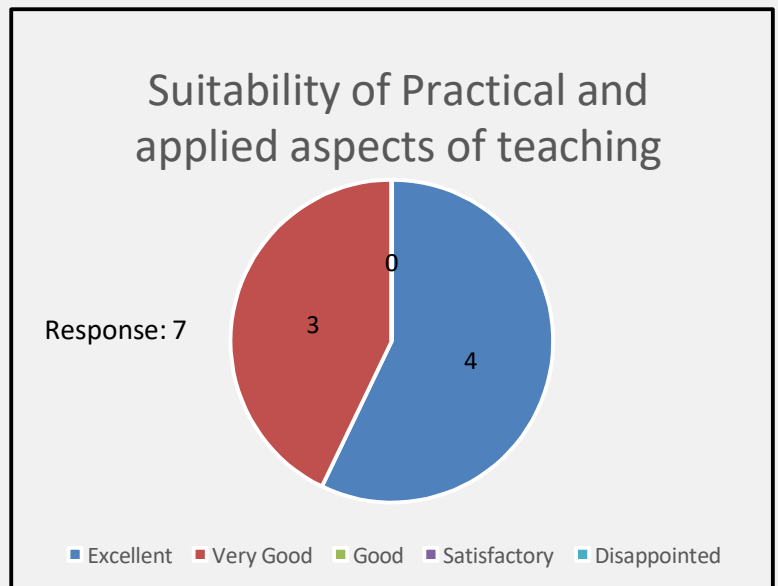
Excellent	4
Very Good	3
Good	0
Satisfactory	0
Disappointed	0
	7



100% of respondents awarded very good and excellent sincerity and commitment level of the teacher.

6. Applied Aspects of Teaching:

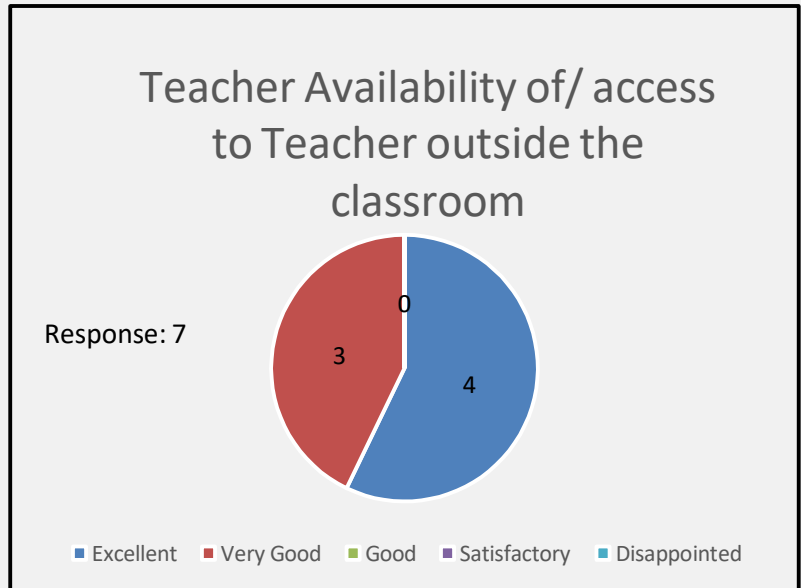
Excellent	4
Very Good	3
Good	0
Satisfactory	0
Disappointed	0
	7



100% of respondents found the Applied Aspects of Teaching to be very good and excellent.

7. Off Classroom Accessibility:

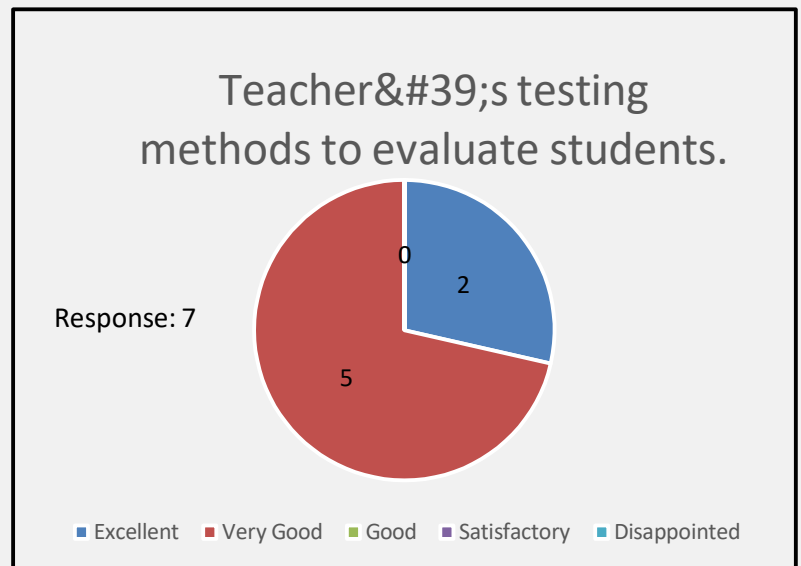
Excellent	4
Very Good	3
Good	0
Satisfactory	0
Disappointed	0
	7



100% of respondents awarded very good and excellent in teacher accessibility outside the classroom.

8. Evaluation Methods:

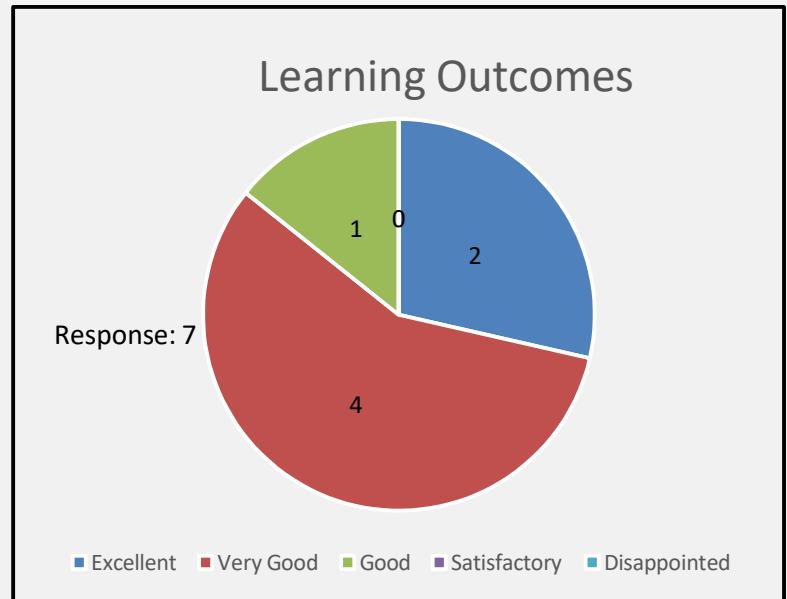
Excellent	2
Very Good	5
Good	0
Satisfactory	0
Disappointed	0
	7



100% of respondents found evaluation methods used by the teacher very good and excellent.

9. Learning Outcomes:

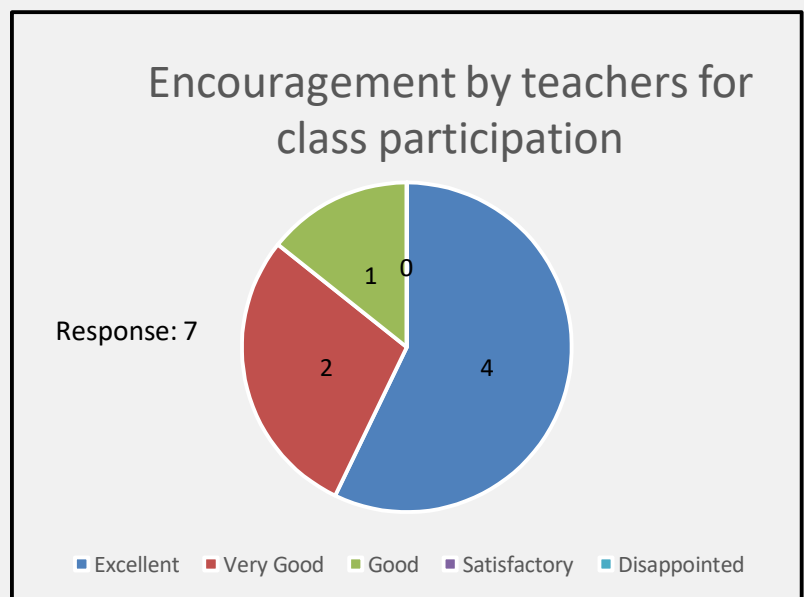
Excellent	2
Very Good	4
Good	1
Satisfactory	0
Disappointed	0
	7



100% of the respondents rated learning outcomes the teaching to be good and above. 86% of respondents awarded very good and excellent.

10. Encouraging Class Participation:

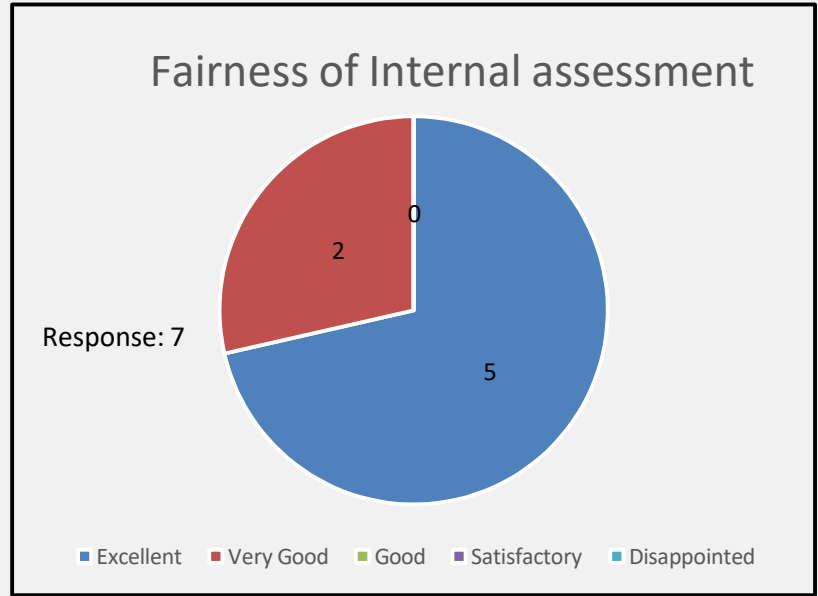
Excellent	4
Very Good	2
Good	1
Satisfactory	0
Disappointed	0
	7



100% of the respondents found the teacher's encouragement for the class participation to be good and above. 86% of respondents awarded very good and excellent.

11. Fairness in Internal Assessment:

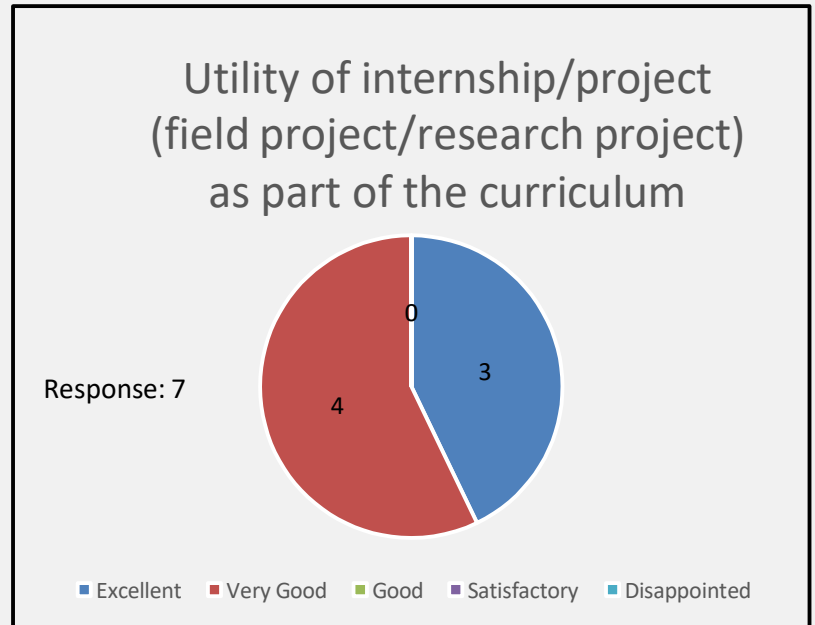
Excellent	5
Very Good	2
Good	0
Satisfactory	0
Disappointed	0
	7



100% of respondents awarded very good and excellent in fairness in internal assessment.

12. Internship / Project as part of the curriculum:

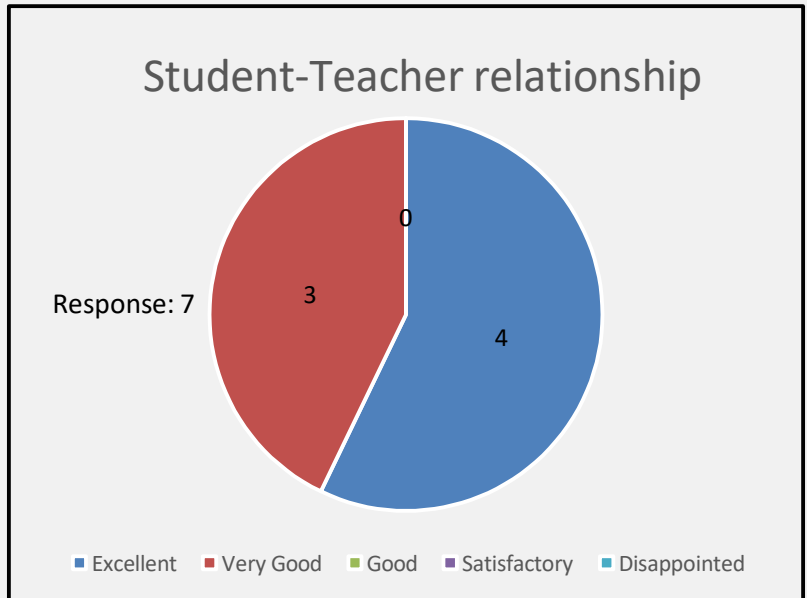
Excellent	3
Very Good	4
Good	0
Satisfactory	0
Disappointed	0
	7



100% of respondents awarded very good and excellent to used of internship/project as part of the curriculum.

13. Student Teacher Relationship:

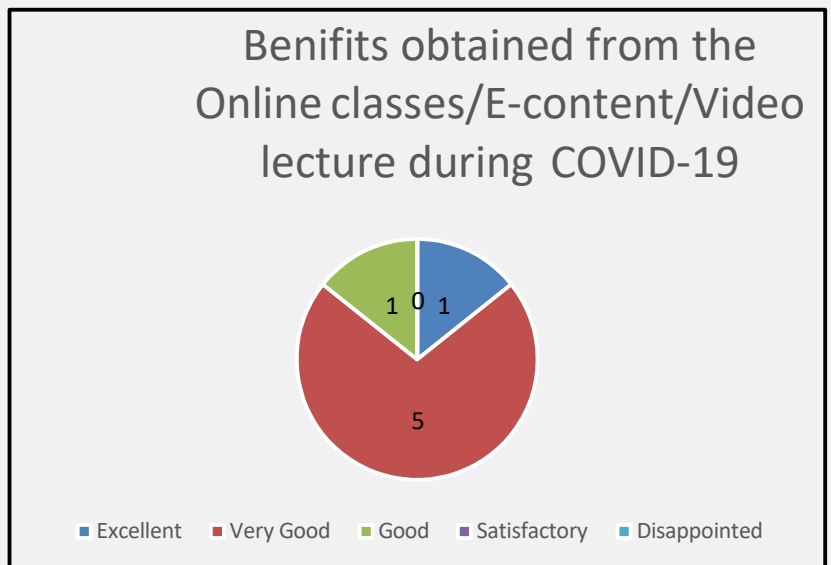
Excellent	4
Very Good	3
Good	0
Satisfactory	0
Disappointed	0
	7



100% of respondents reported their relationship the teacher to be very good and excellent.

14. Beneficiality of the online Lectures and content during Covid-19:

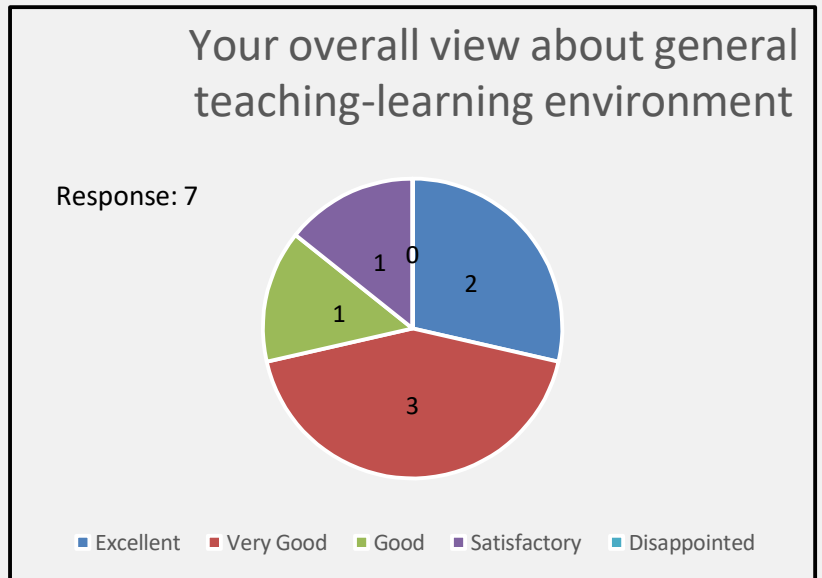
Excellent	1
Very Good	5
Good	1
Satisfactory	0
Disappointed	0
	7



100% of the respondents found the online lectures and E-Content to be good and above. 86% of respondents awarded very good and excellent.

15. Overall Teaching Learning Environment:

Excellent	2
Very Good	3
Good	1
Satisfactory	1
Disappointed	0
	7



100% of the respondents found overall teaching learning environment to be good and above.86% of respondents awarded very good and excellent.

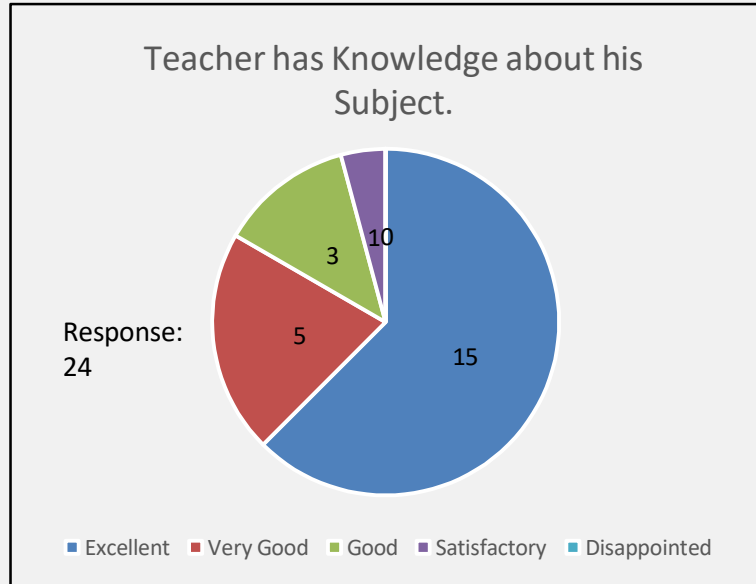
APPRAISAL: Sample size too small to be assessed.

Department of Commerce

Name of Teacher: Prof. Preeti Rani

1. Subject knowledge:

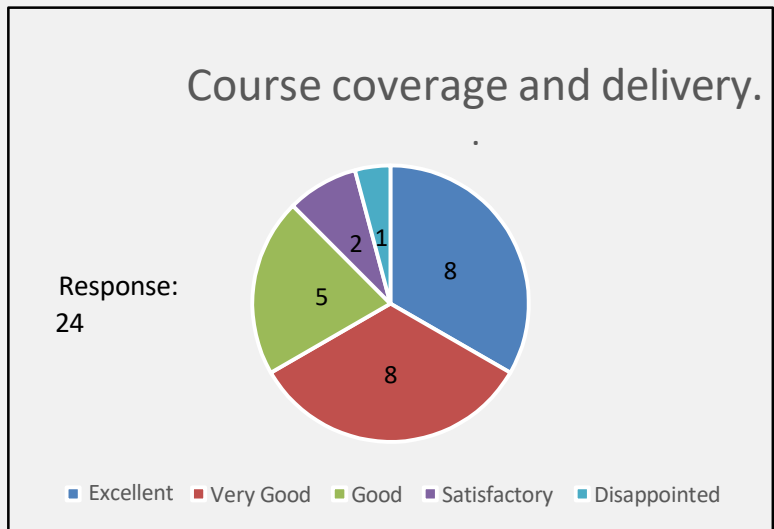
Excellent	15
Very Good	5
Good	3
Satisfactory	1
Disappointed	0
	24



100 % respondents were satisfied with the Teacher’s subject knowledge. 96% of the respondents found it to be good and above. More than 83% of respondents awarded very good and excellent.

2. Course coverage and delivery:

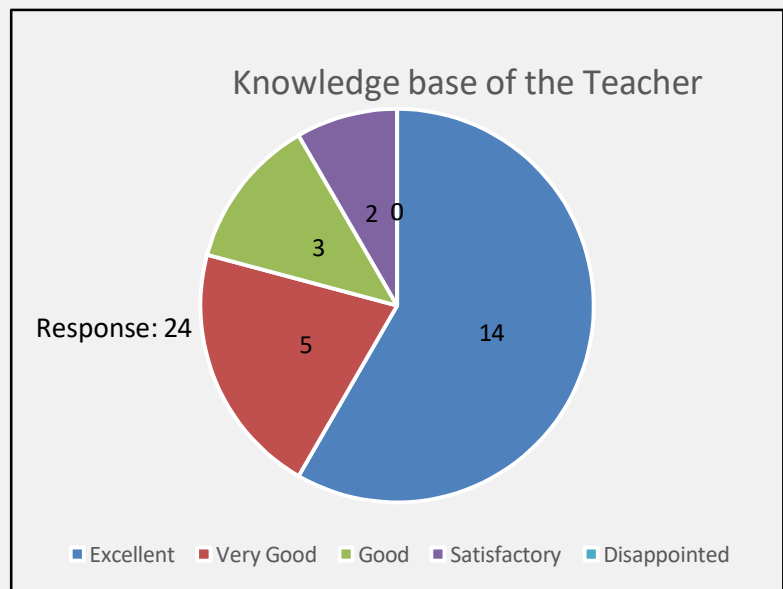
Excellent	8
Very Good	8
Good	5
Satisfactory	2
Disappointed	1
	24



96 % respondents were satisfied with the course coverage and delivery. 88% of the respondents ranked it good and above. More than 67% placed it at very good and excellent.

3. Knowledge Base:

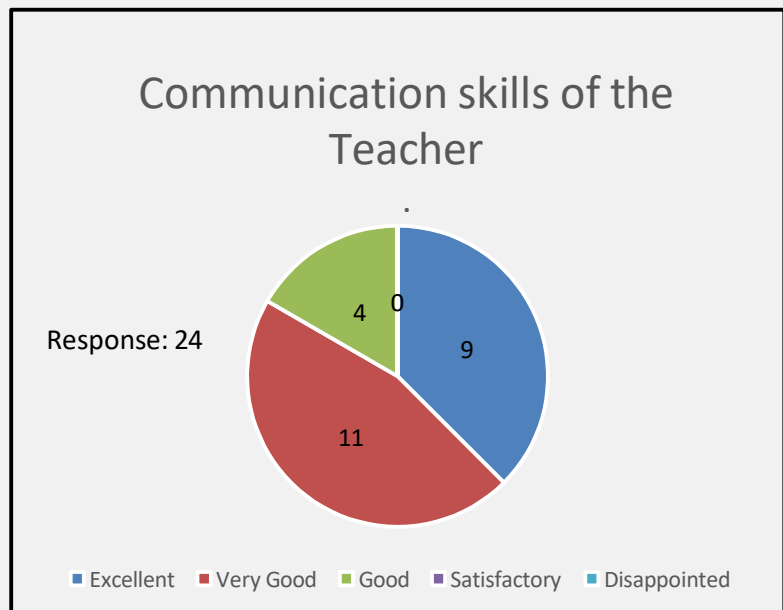
Excellent	14
Very Good	5
Good	3
Satisfactory	2
Disappointed	0
	24



100 % respondents were satisfied with the knowledge base of the Teacher. 92% graded it good and above. More than 79% of respondents rated it very good and excellent.

4. Communication Skills:

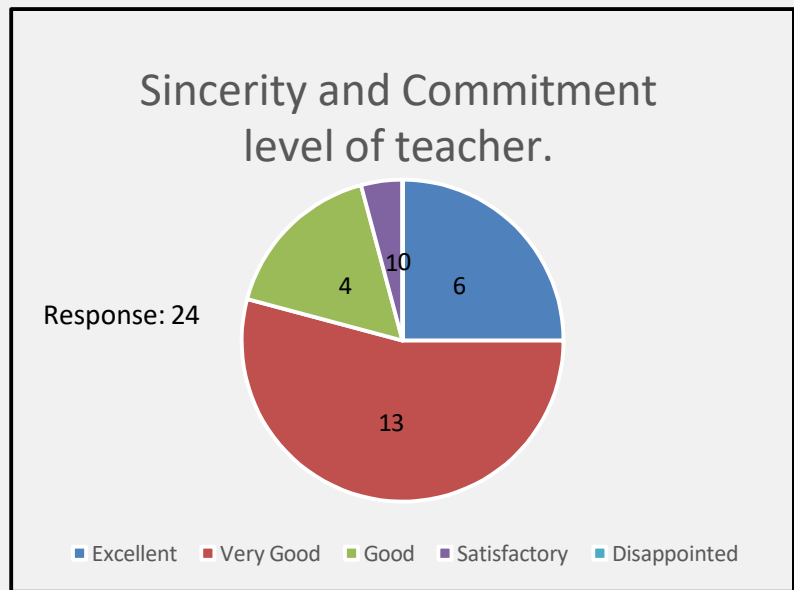
Excellent	9
Very Good	11
Good	4
Satisfactory	0
Disappointed	0
	24



100 % respondents were satisfied with the Communication Skills of the Teacher. 100% labeled it good and above. 83% of respondents allocated very good and excellent.

5. Sincerity and Commitment level:

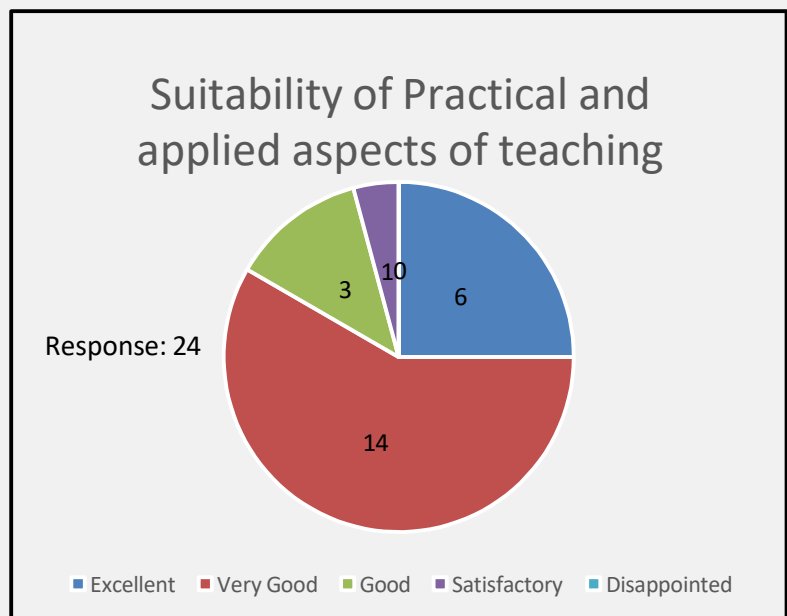
Excellent	6
Very Good	13
Good	4
Satisfactory	1
Disappointed	0
	24



100 % respondents were satisfied with Sincerity and Commitment level of the Teacher. 96% allocated good and above. 79% of respondents labeled very good and excellent.

6. Applied Aspects of Teaching:

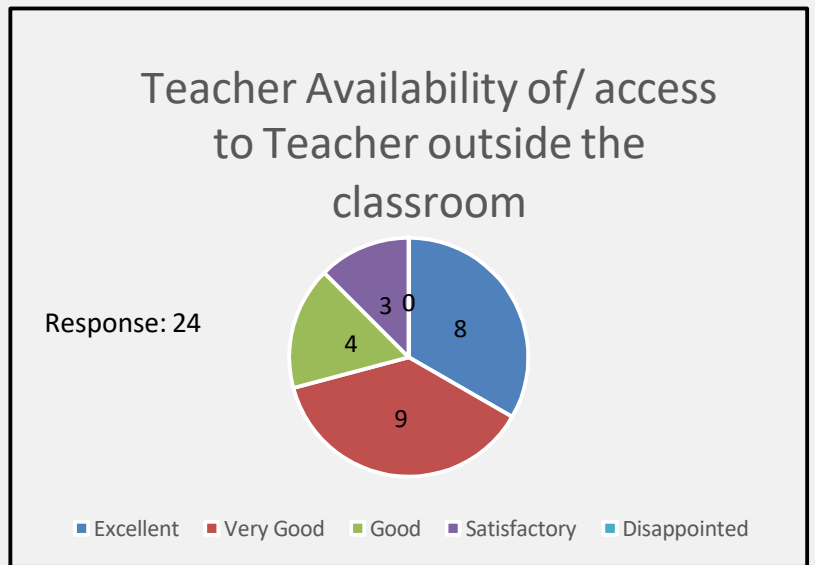
Excellent	6
Very Good	14
Good	3
Satisfactory	1
Disappointed	0
	24



100 % respondents were satisfied with Applied Aspects of Teaching of the Teacher. 96% rated it good and above. 83% of respondents graded it very good and excellent.

7. Off Classroom Accessibility:

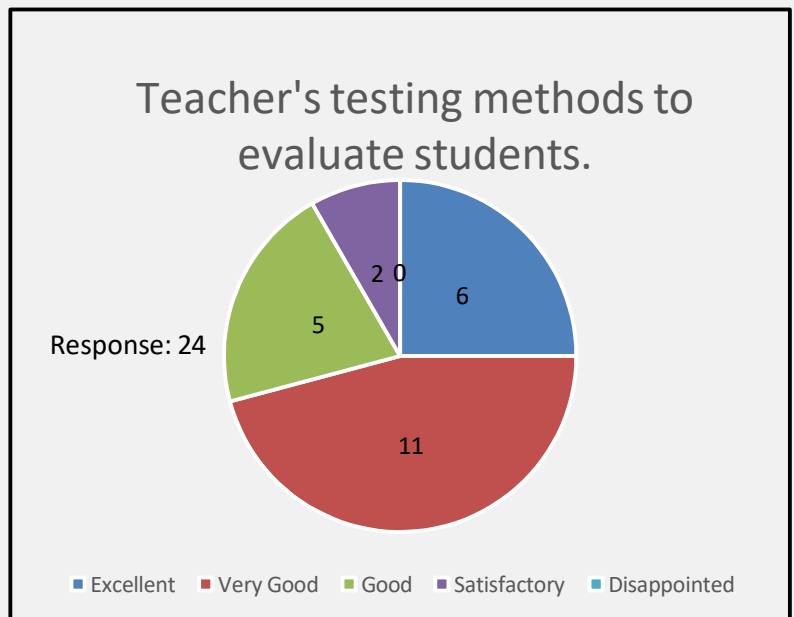
Excellent	8
Very Good	9
Good	4
Satisfactory	3
Disappointed	0
	24



100 % respondents were satisfied with Off Classroom Accessibility of the Teacher. 91% placed it good and above. 71% of respondents ranked it very good and excellent.

8. Evaluation Methods:

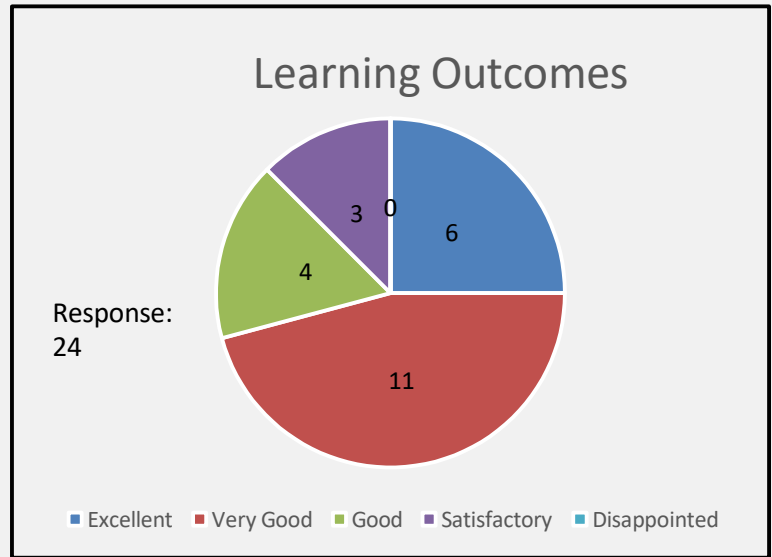
Excellent	6
Very Good	11
Good	5
Satisfactory	2
Disappointed	0
	24



100 % respondents were satisfied with the Evaluation Methods used by of the Teacher. 92% awarded it good and above. 71% of respondents found it very good and excellent.

9. Learning Outcomes:

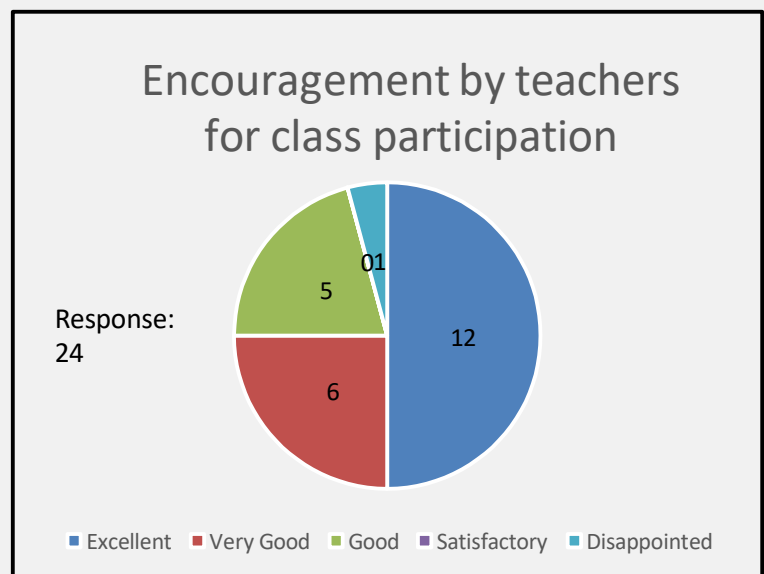
Excellent	6
Very Good	11
Good	4
Satisfactory	3
Disappointed	0
	24



100 % respondents were satisfied with the Learning Outcomes of the teaching by the Teacher.91 % found it good and above. 71% of respondents awarded it very good and excellent.

10. Encouraging Class Participation:

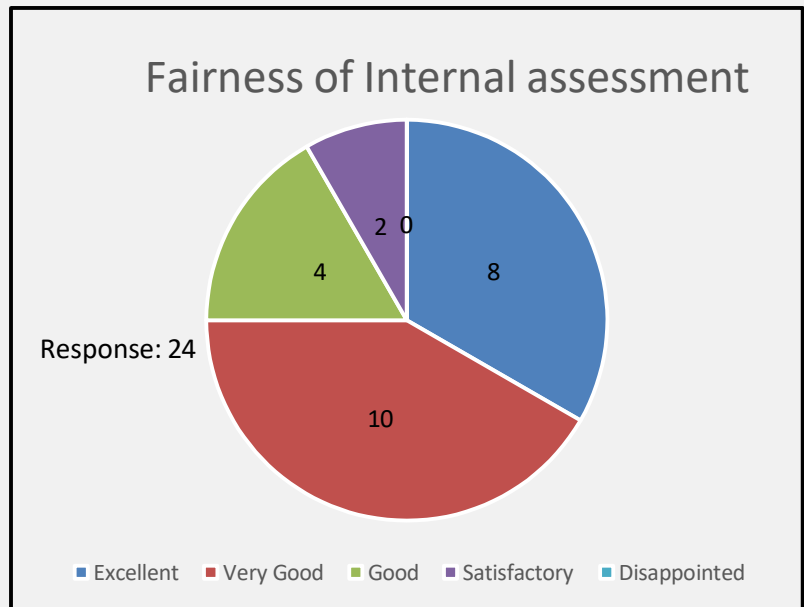
Excellent	12
Very Good	6
Good	5
Satisfactory	0
Disappointed	1
	24



96 % respondents were satisfied with the Encouragement for Class Participation by the Teacher.96 % ranked it good and above. 75% of respondents placed it at very good and excellent.

11. Fairness in Internal Assessment:

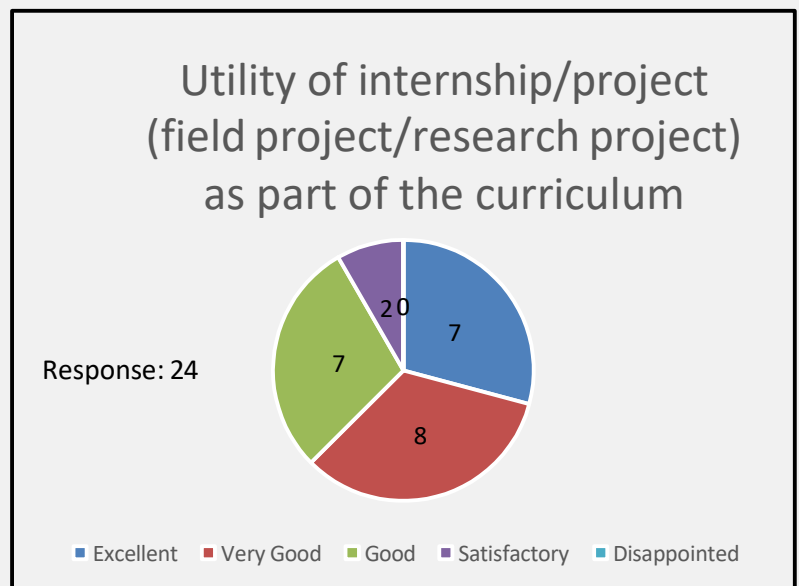
Excellent	8
Very Good	10
Good	4
Satisfactory	2
Disappointed	0
	24



100 % respondents were satisfied with the Fairness in Internal Assessment .92 % graded it good and above. 75% of respondents rated it very good and excellent.

12. Internship / Project as part of the curriculum:

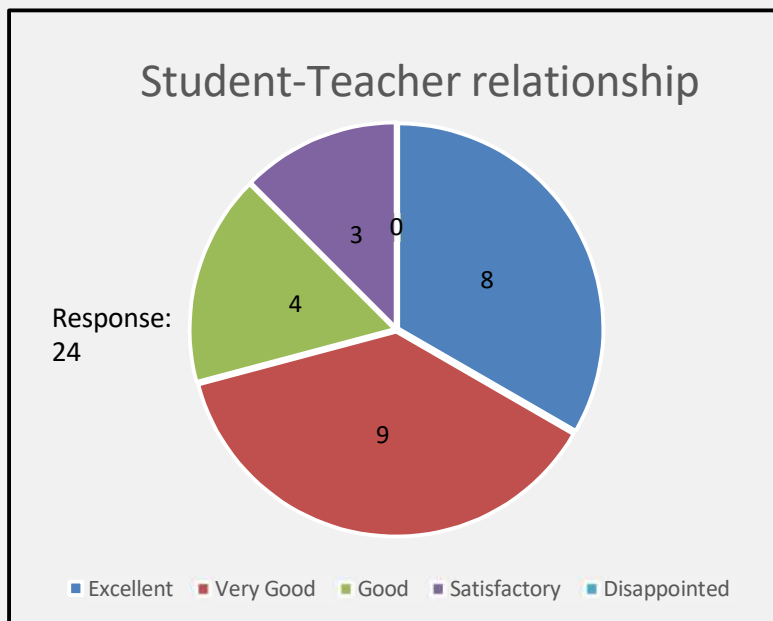
Excellent	7
Very Good	8
Good	7
Satisfactory	2
Disappointed	0
	24



100% respondents were satisfied with the utilization of the internship/project by the Teacher as part of the curriculum. 92 % labeled it good and above. 63% of the respondents allocated very good and excellent.

13. Student Teacher Relationship:

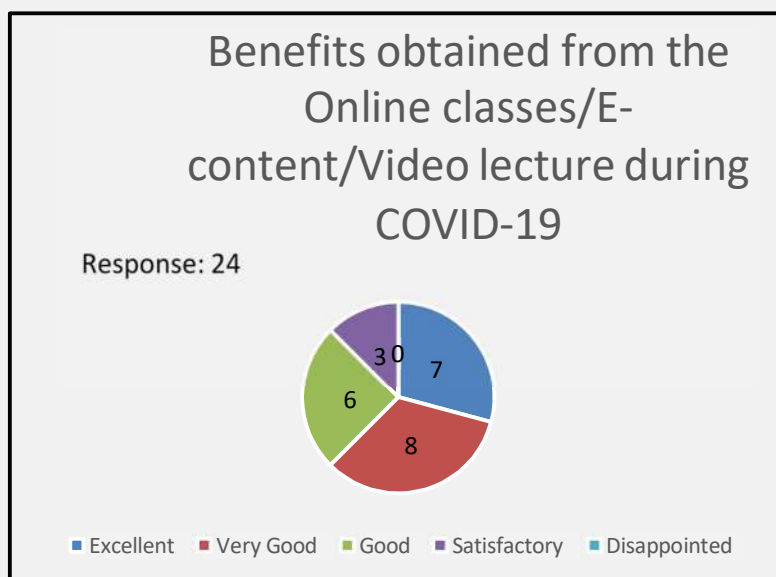
Excellent	8
Very Good	9
Good	4
Satisfactory	3
Disappointed	0
	24



100 % respondents were satisfied with their Relationship with the Teacher .91% found it good and above. 71% of respondents awarded very good and excellent.

14. Beneficiality of the online Lectures and content during Covid-19:

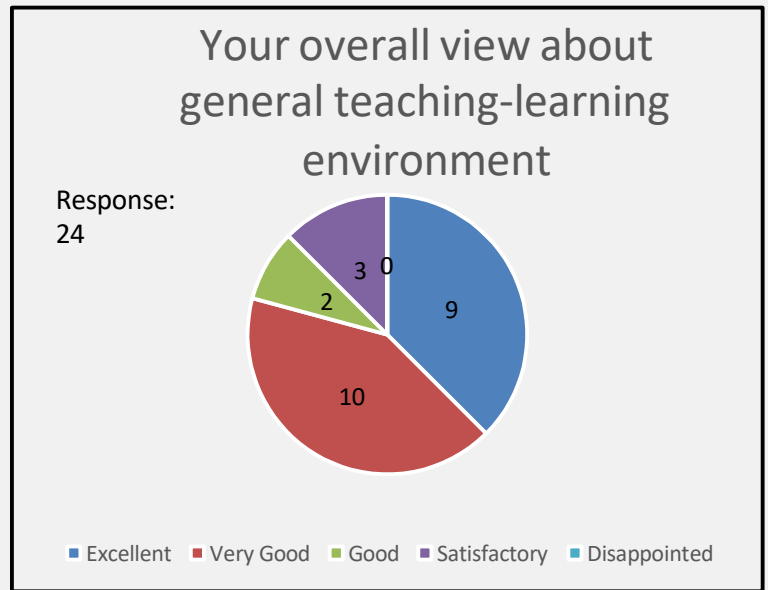
Excellent	7
Very Good	8
Good	6
Satisfactory	3
Disappointed	0
	24



100 % respondents found the online Lectures and content provided by the Teacher during Covid-19 satisfactory. 91 % ranked it good and above. 63% of respondents awarded very good and excellent.

15. Overall Teaching Learning Environment:

Excellent	9
Very Good	10
Good	2
Satisfactory	3
Disappointed	0
	24



100 % respondents found the Overall Teaching Learning Environment of the Teacher's class satisfactory.91% ranked it good and above. 79% of respondents awarded very good and excellent.

APPRAISAL: Excellent

Above 100% respondents were satisfied in almost all the aspects of teaching evaluated. Above 92% of the respondents awarded good in almost every category assessed. Above 71% of the respondent rated very good and excellent in almost all categories assessed.

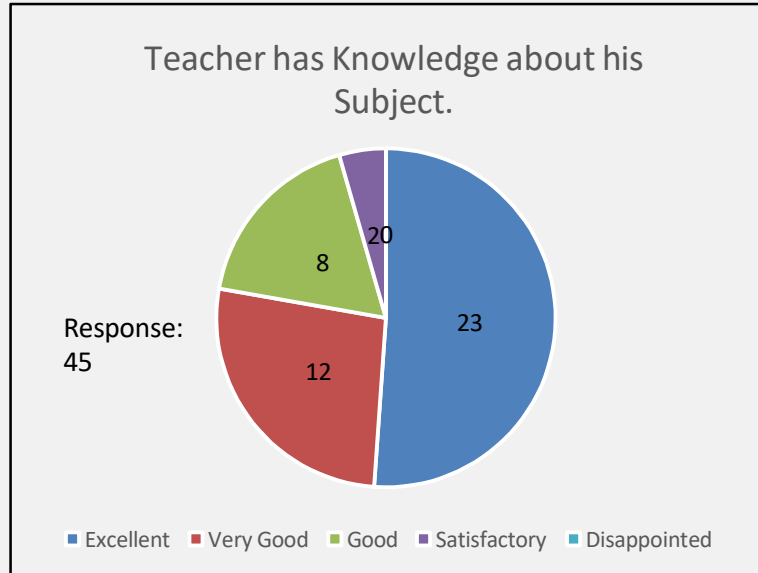
SUGGESTIONS: The Assessee may like to brush up the E-content used and increase the utilization of internship/project as part of the curriculum.

Department of Education

Name of Teacher: Dr. V.C. SHAH

1. Subject knowledge:

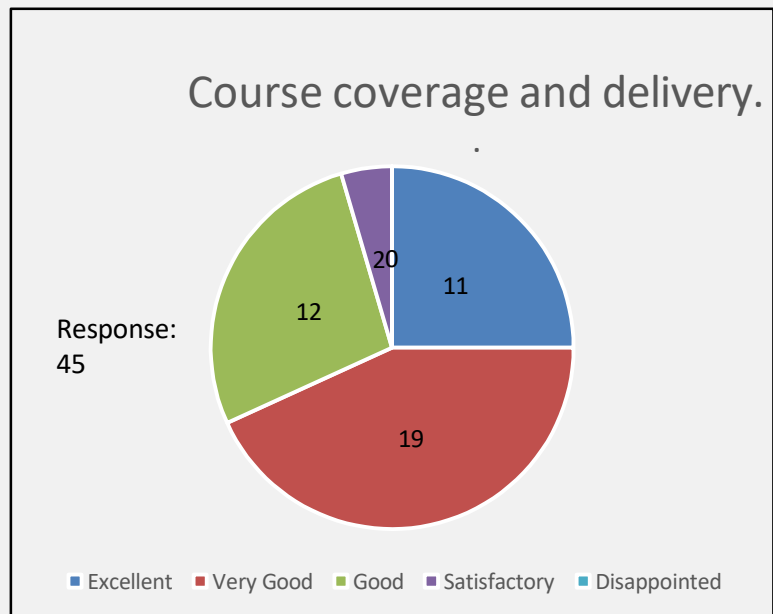
Excellent	23
Very Good	12
Good	8
Satisfactory	2
Disappointed	0
	45



100 % respondents were satisfied with the Teacher's subject knowledge. 96% of the respondents found it to be good. More than 78% of respondents awarded very good and excellent.

2. Course coverage and delivery:

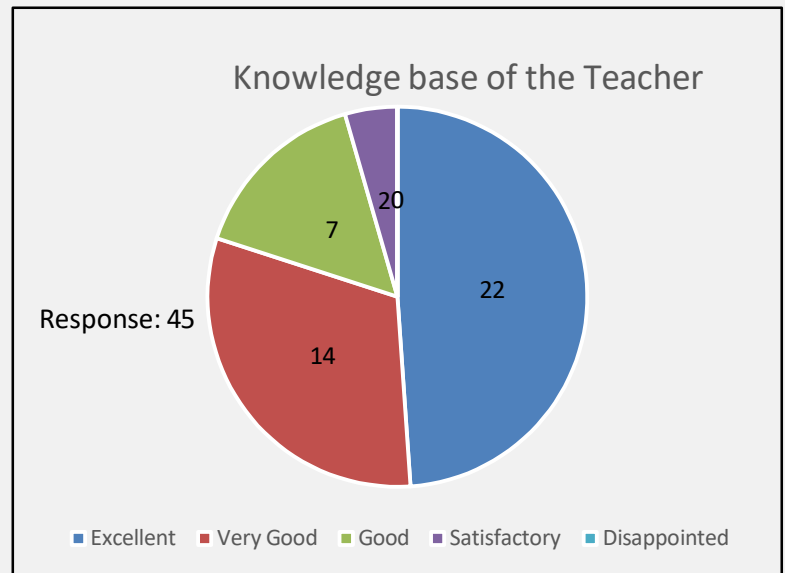
Excellent	11
Very Good	19
Good	12
Satisfactory	2
Disappointed	0
	44



100 % respondents were satisfied with the course coverage and delivery. 95% of the respondents ranked it good. More than 68% placed it at very good and excellent.

3. Knowledge Base:

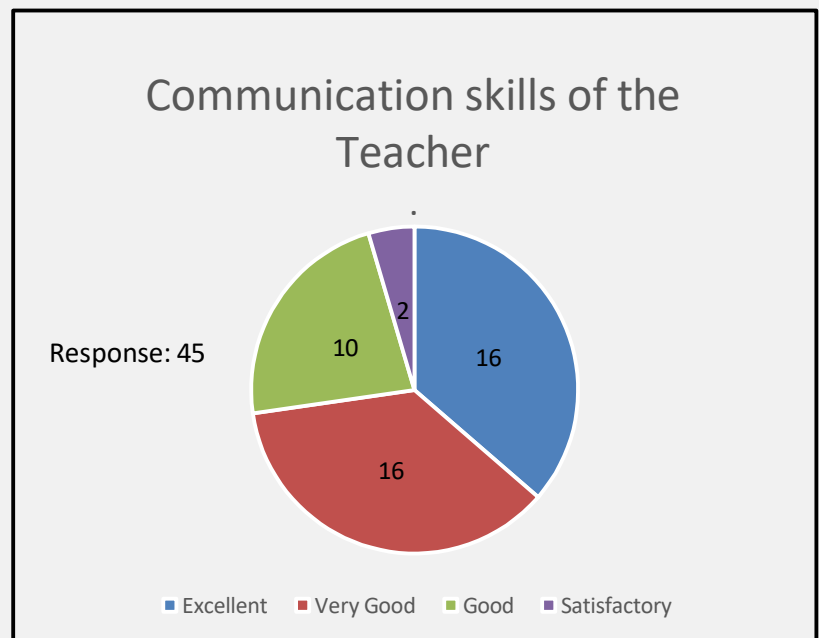
Excellent	22
Very Good	14
Good	7
Satisfactory	2
Disappointed	0
	45



100 % respondents were satisfied with the knowledge base of the Teacher. 96% graded it good. 80% of respondents rated it very good and excellent.

4. Communication Skills:

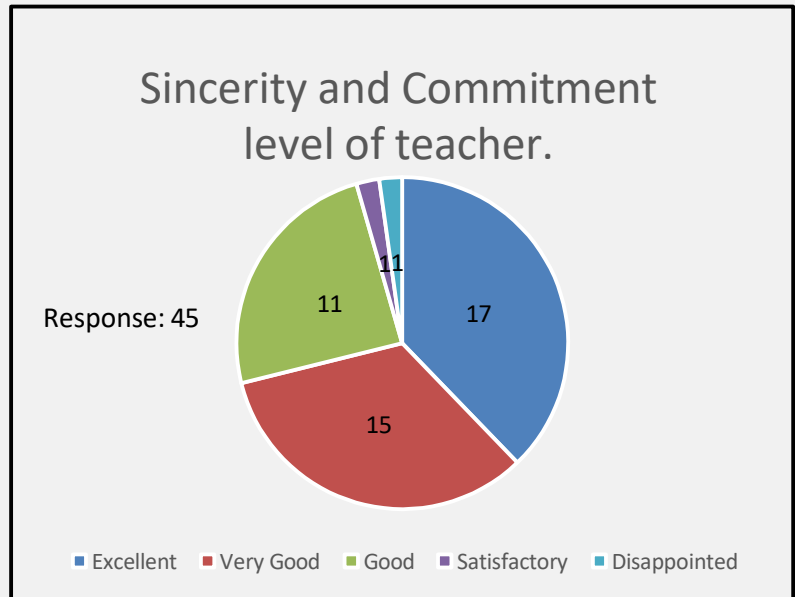
Excellent	16
Very Good	16
Good	10
Satisfactory	2
Disappointed	1
	45



98 % respondents were satisfied with the Communication Skills of the Teacher. 80% labeled it good. 71% of respondents allocated very good and excellent.

5. Sincerity and Commitment level:

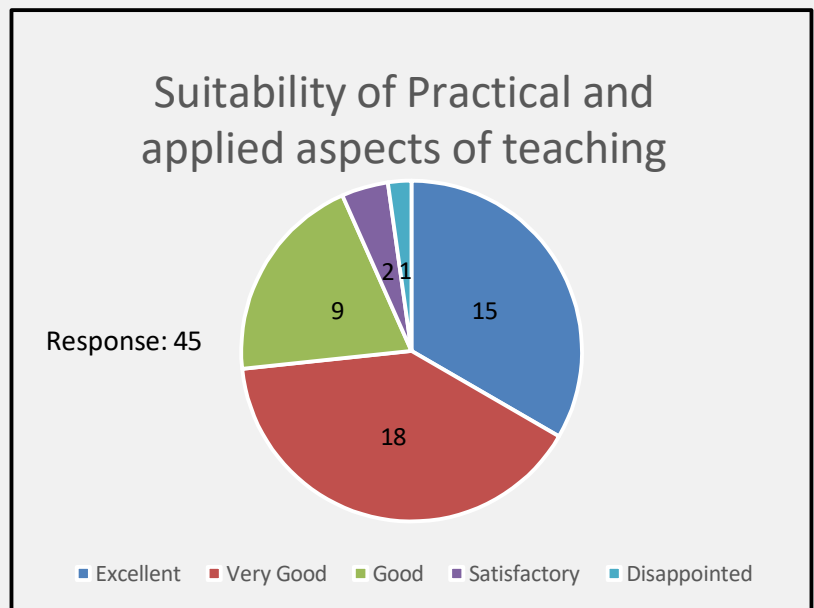
Excellent	17
Very Good	15
Good	11
Satisfactory	1
Disappointed	1
	45



98 % respondents were satisfied with Sincerity and Commitment level of the Teacher. 96% allocated good and above. 71% of respondents labeled very good and excellent.

6. Applied Aspects of Teaching:

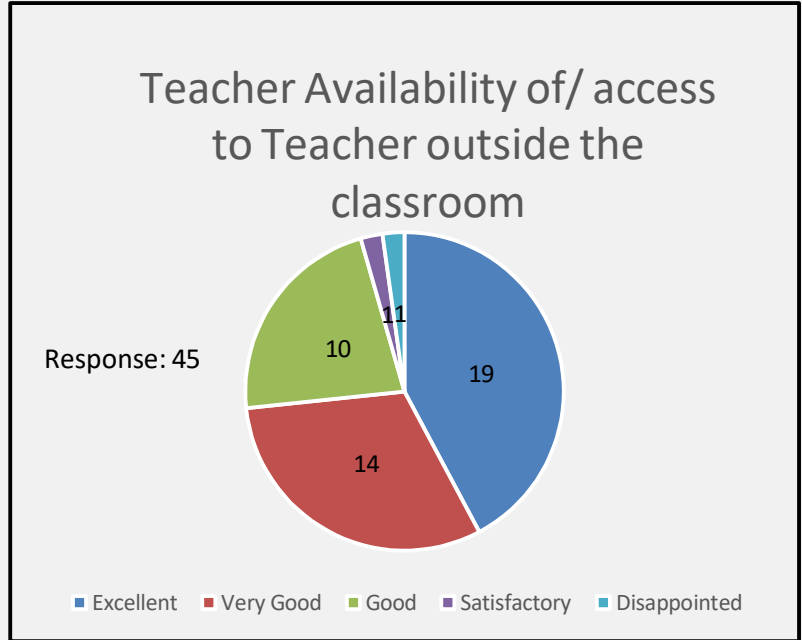
Excellent	15
Very Good	18
Good	9
Satisfactory	2
Disappointed	1
	45



98% respondents were satisfied with Applied Aspects of Teaching of the Teacher. 93% rated it good and above. 73% of respondents graded it very good and excellent.

7. Off Classroom Accessibility:

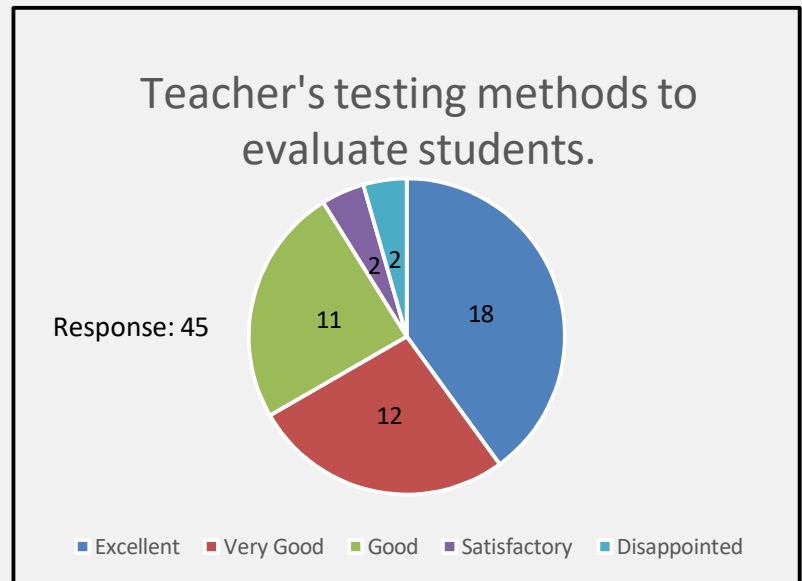
Excellent	19
Very Good	14
Good	10
Satisfactory	1
Disappointed	1
	45



98% respondents were satisfied with Off Classroom Accessibility of the Teacher. 96% placed it good and above. 73% of respondents ranked it very good and excellent.

8. Evaluation Methods:

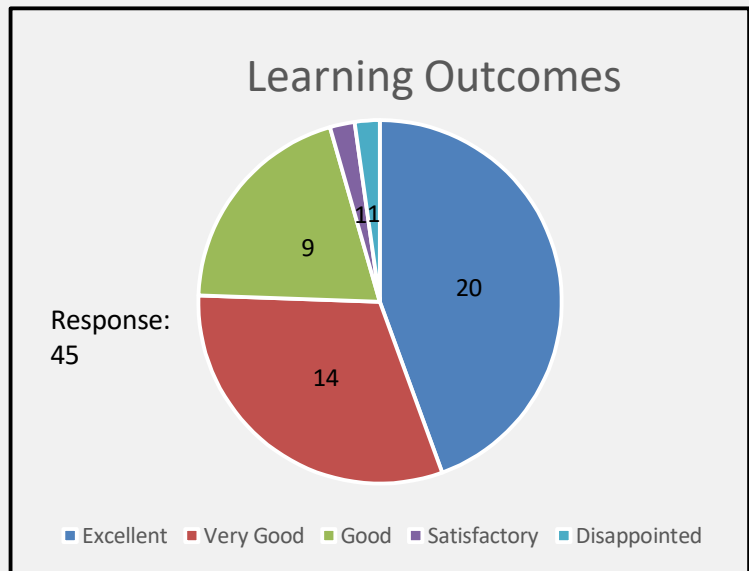
Excellent	18
Very Good	12
Good	11
Satisfactory	2
Disappointed	2
	45



96% respondents were satisfied with the Evaluation Methods used by of the Teacher. 91% awarded it good and above. 67% of respondents found it very good and excellent.

9. Learning Outcomes:

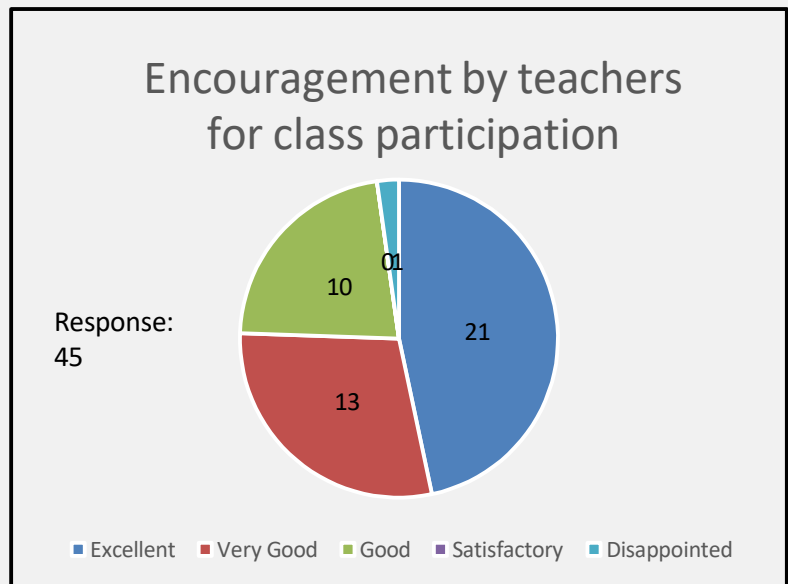
Excellent	20
Very Good	14
Good	9
Satisfactory	1
Disappointed	1
	45



98% respondents were satisfied with the Learning Outcomes of the teaching by the Teacher.96% found it good and above. 76% of respondents awarded it very good and excellent.

10. Encouraging Class Participation:

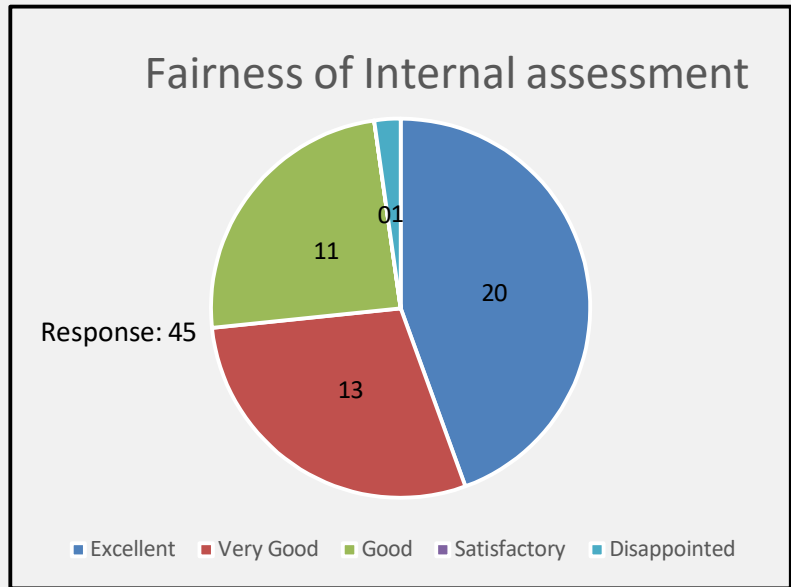
Excellent	21
Very Good	13
Good	10
Satisfactory	0
Disappointed	1
	45



98 % respondents were satisfied with the Encouragement for Class Participation by the Teacher.98 % ranked it good and above. 76% of respondents placed it at very good and excellent.

11. Fairness in Internal Assessment:

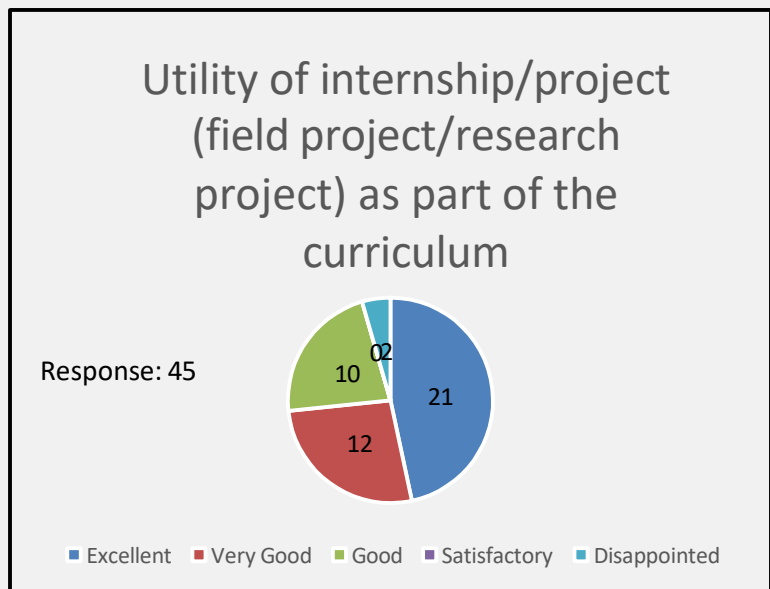
Excellent	20
Very Good	13
Good	11
Satisfactory	0
Disappointed	1
	45



98% respondents graded the Fairness in Internal Assessment as good and above. 73% of respondents rated it very good and excellent.

12. Internship / Project as part of the curriculum:

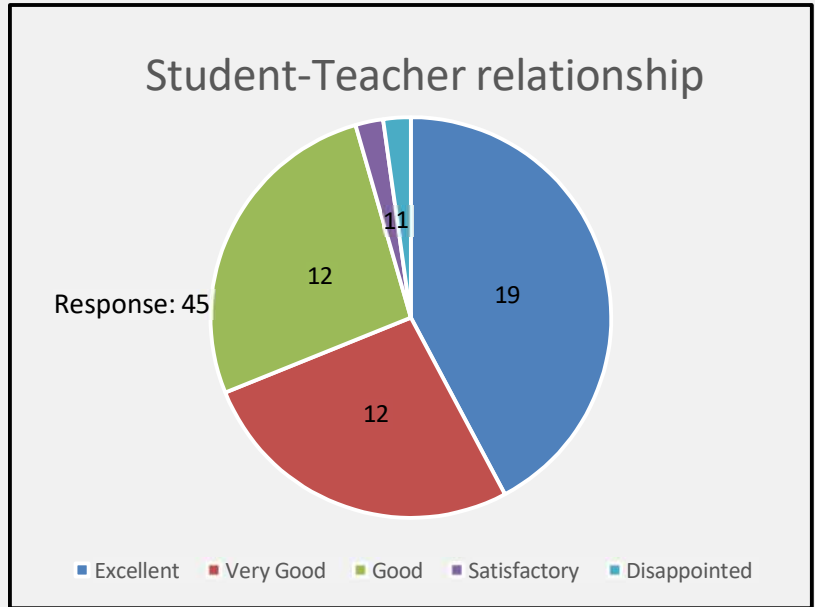
Excellent	21
Very Good	12
Good	10
Satisfactory	0
Disappointed	2
	45



96 % respondents labeled the utilization of the internship/ project by the Teacher as part of the curriculum to be good and above. 73% of the respondents allocated very good and excellent.

13. Student Teacher Relationship:

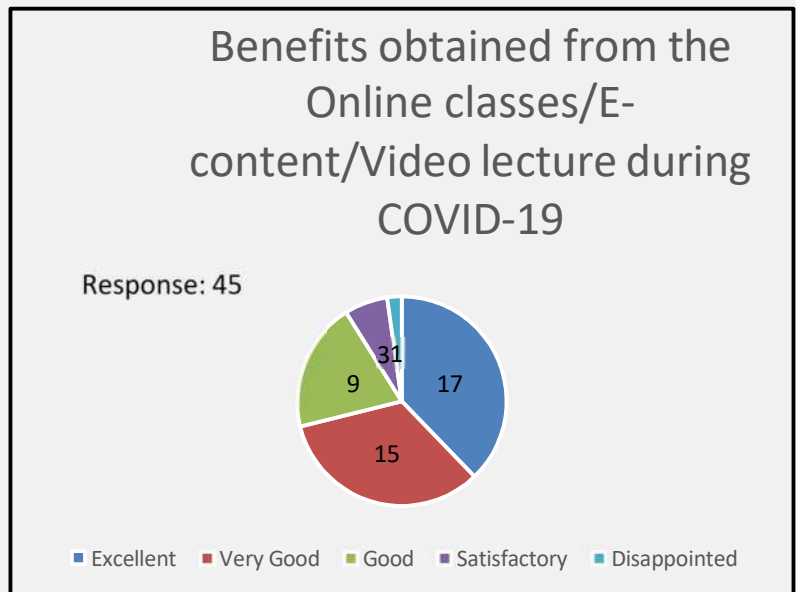
Excellent	19
Very Good	12
Good	12
Satisfactory	1
Disappointed	1
	45



98 % respondents were satisfied with their Relationship with the Teacher .96 % found it good and above. 69% of respondents awarded very good and excellent.

14. Beneficiality of the online Lectures and content during Covid-19:

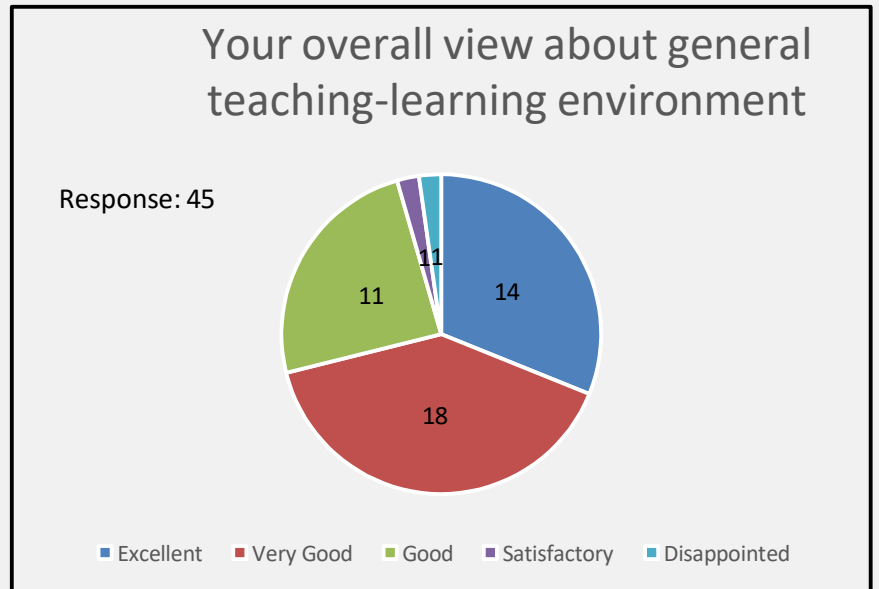
Excellent	17
Very Good	15
Good	9
Satisfactory	3
Disappointed	1
	45



68 % respondents found the online Lectures and content provided by the Teacher during Covid-19 satisfactory. 91 % ranked it good and above. 71% of respondents awarded very good and excellent.

15. Overall Teaching Learning Environment:

Excellent	14
Very Good	18
Good	11
Satisfactory	1
Disappointed	1
	45



98 % respondents found the Overall Teaching Learning Environment of the Teacher’s class satisfactory.96% ranked it good and above. 71% of respondents awarded very good and excellent.

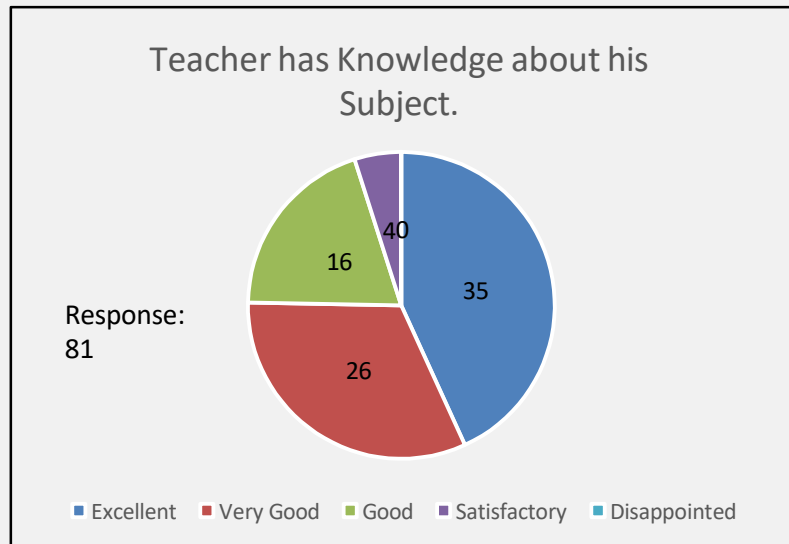
SUGGESTIONS: The Assessee may like to refine the E-content used.

Department of Education

Name of Teacher: Dr. R.S. Chauhan

1. Subject knowledge:

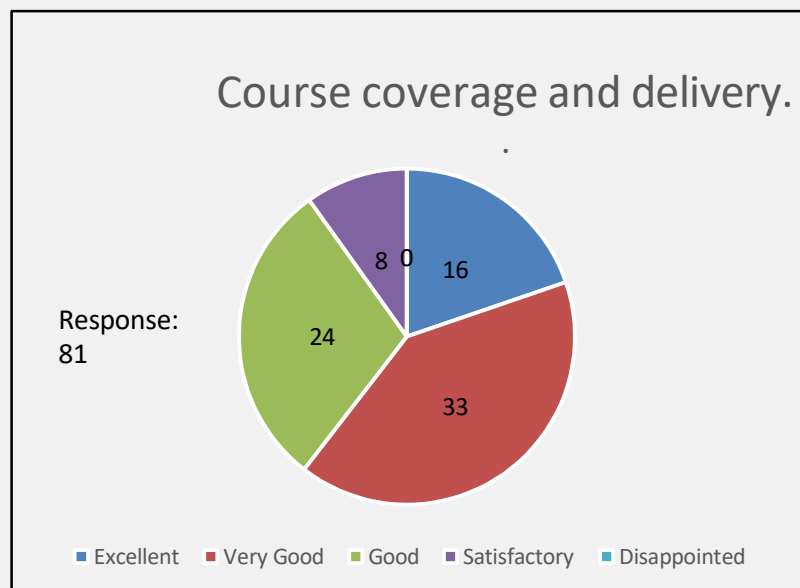
Excellent	35
Very Good	26
Good	16
Satisfactory	4
Disappointed	0
	81



100 % respondents were satisfied with the Teacher's subject knowledge. 95% of the respondents found it to be good and above. More than 75% of respondents awarded very good and excellent.

2. Course coverage and delivery:

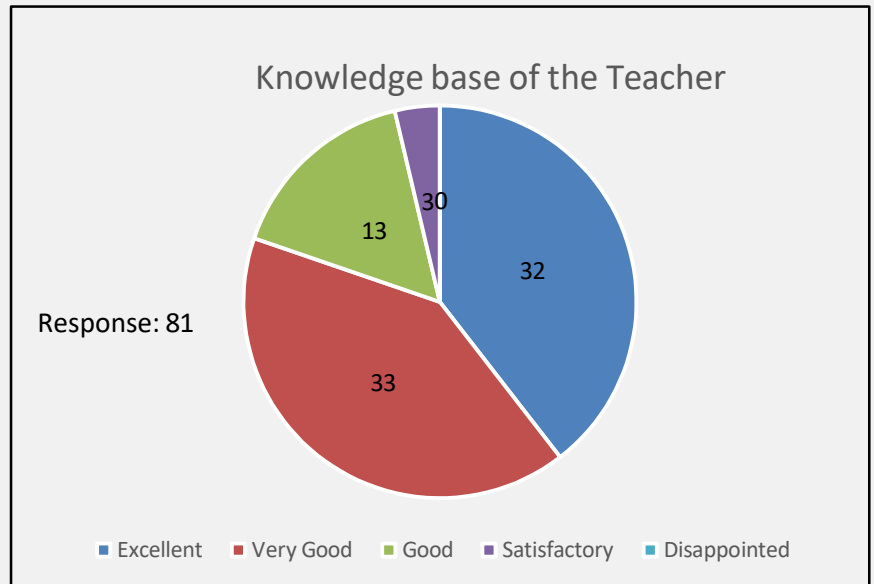
Excellent	16
Very Good	33
Good	24
Satisfactory	8
Disappointed	0
	81



100 % respondents were satisfied with the course coverage and delivery. 90% of the respondents ranked it good and above. More than 61% placed it at very good and excellent.

3. Knowledge Base:

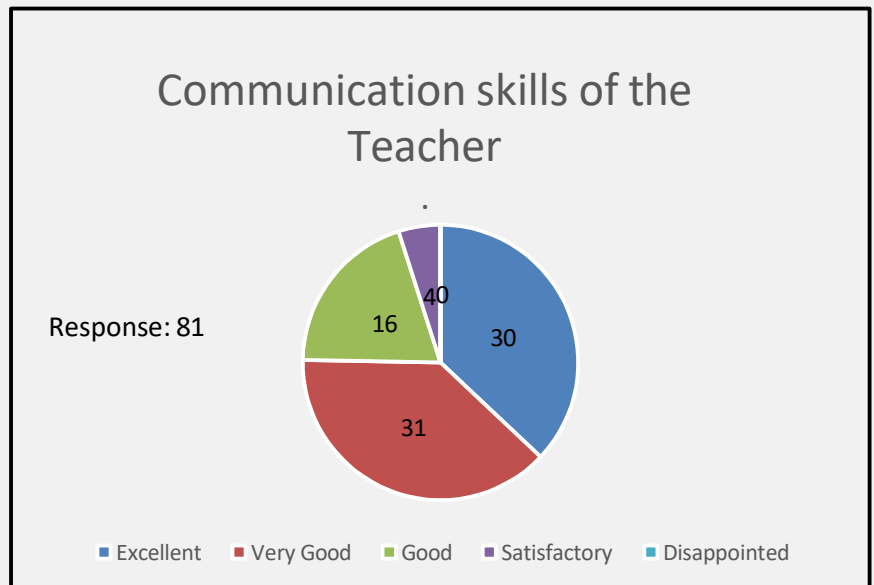
Excellent	32
Very Good	33
Good	13
Satisfactory	3
Disappointed	0
	81



100 % respondents were satisfied with the knowledge base of the Teacher. 96% graded it good and above. More than 80% of respondents rated it very good and excellent.

4. Communication Skills:

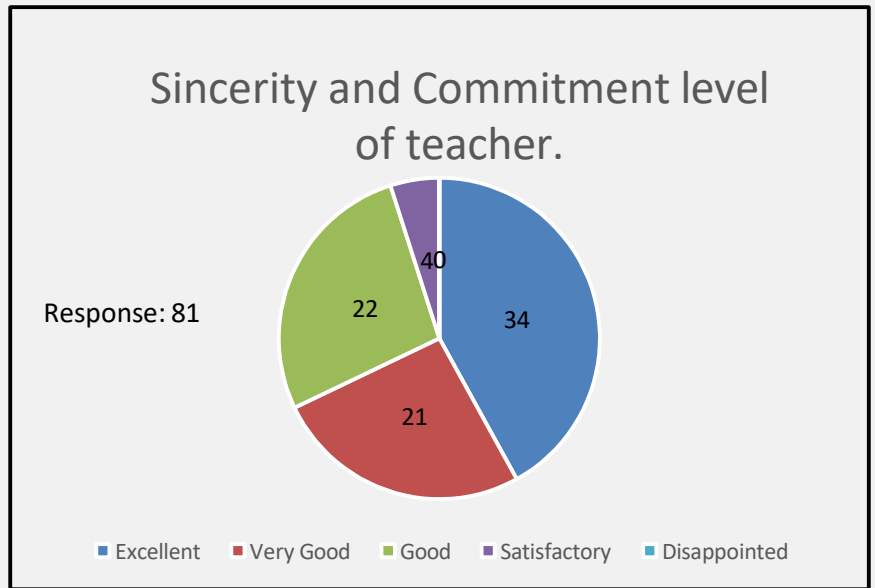
Excellent	30
Very Good	31
Good	16
Satisfactory	4
Disappointed	0
	81



100 % respondents were satisfied with the Communication Skills of the Teacher. 95% labeled it good and above. 75% of respondents allocated very good and excellent.

5. Sincerity and Commitment level:

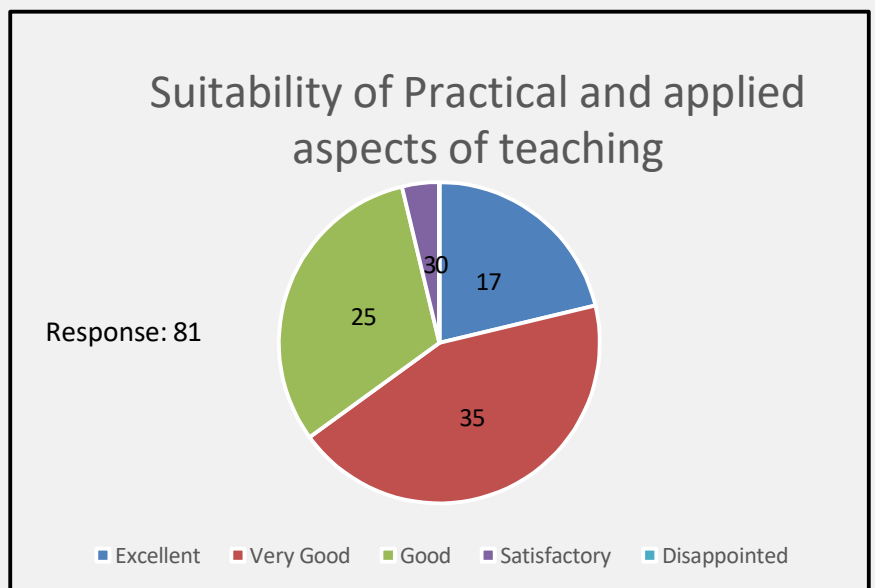
Excellent	34
Very Good	21
Good	22
Satisfactory	4
Disappointed	0
	81



100 % respondents were satisfied with Sincerity and Commitment level of the Teacher. 95% allocated good and above.68% of respondents labeled very good and excellent.

6. Applied Aspects of Teaching:

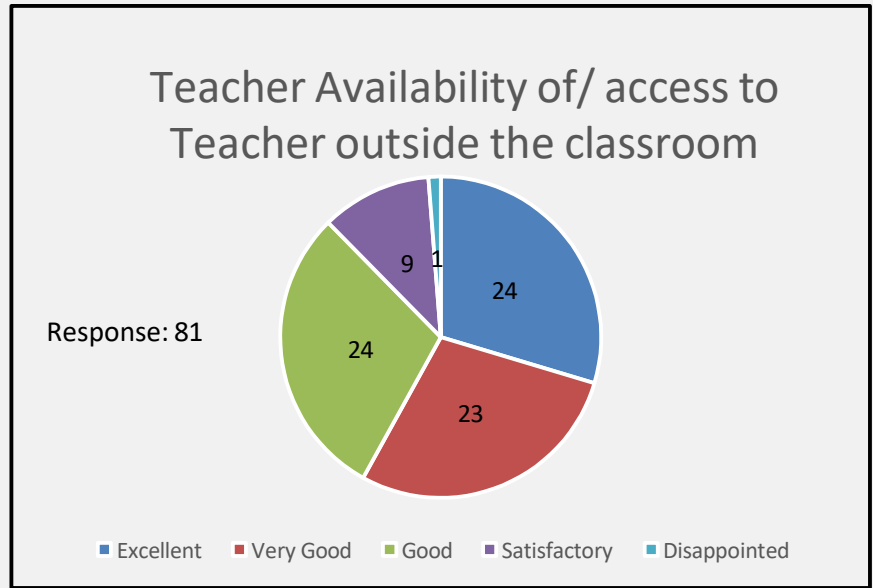
Excellent	17
Very Good	35
Good	25
Satisfactory	3
Disappointed	0
	80



100 % respondents were satisfied with Applied Aspects of Teaching of the Teacher. 96% rated it good and above. 64% of respondents graded it very good and excellent.

7. Off Classroom Accessibility:

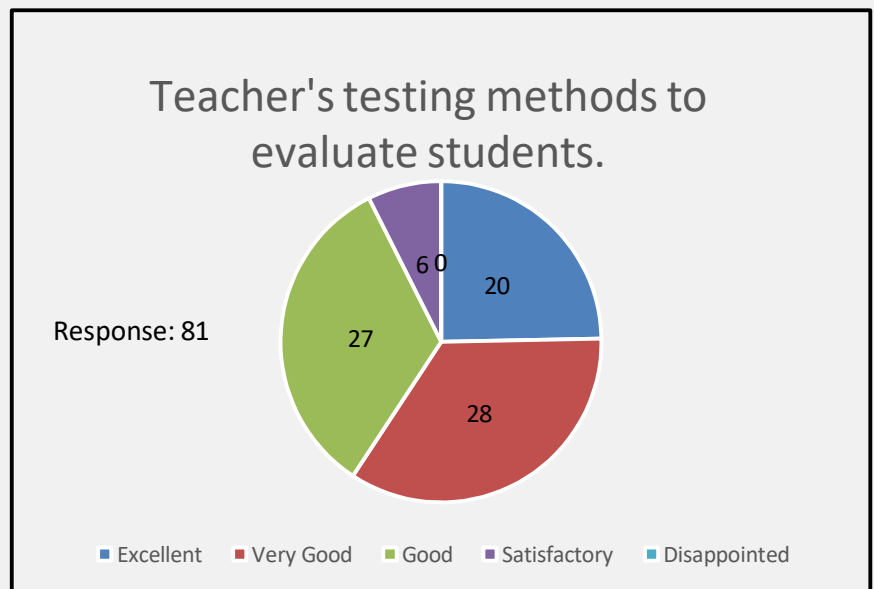
Excellent	24
Very Good	23
Good	24
Satisfactory	9
Disappointed	1
	81



99% respondents were satisfied with Off Classroom Accessibility of the Teacher. 88% placed it good and above. 58% of respondents ranked it very good and excellent.

8. Evaluation Methods:

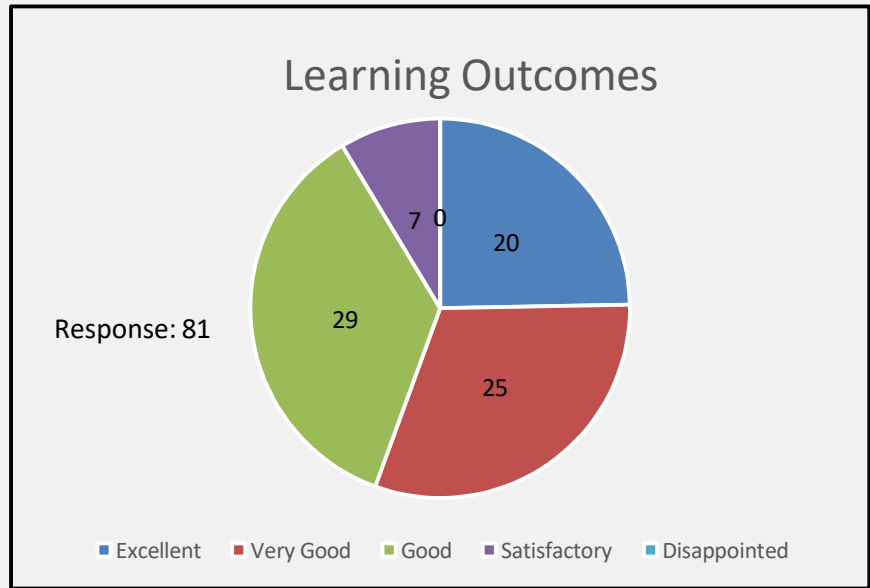
Excellent	20
Very Good	28
Good	27
Satisfactory	6
Disappointed	0
	81



100 % respondents were satisfied with the Evaluation Methods used by of the Teacher. 93% awarded it good and above. 59% of respondents found it very good and excellent.

9. Learning Outcomes:

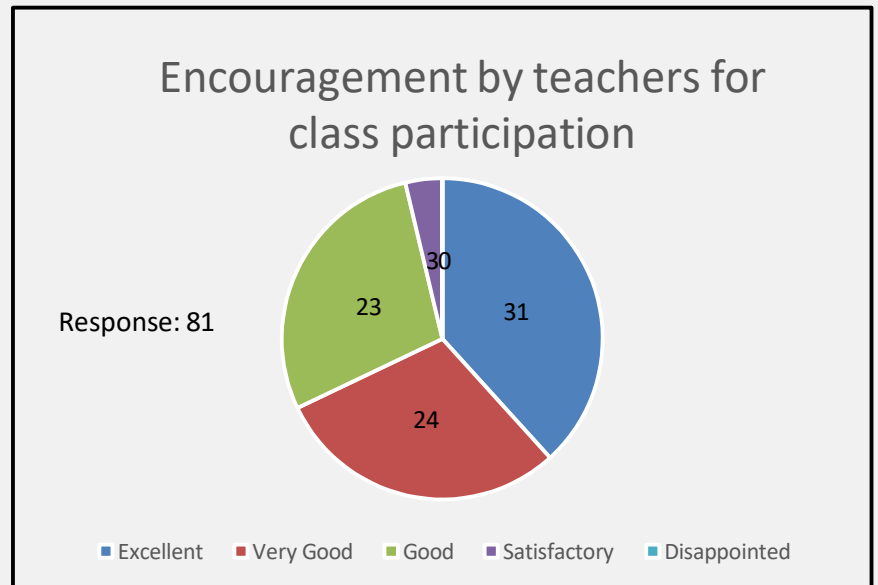
Excellent	20
Very Good	25
Good	29
Satisfactory	7
Disappointed	0
	81



100 % respondents were satisfied with the Learning Outcomes of the teaching by the Teacher.91% found it good and above. 56% of respondents awarded it very good and excellent.

10. Encouraging Class Participation:

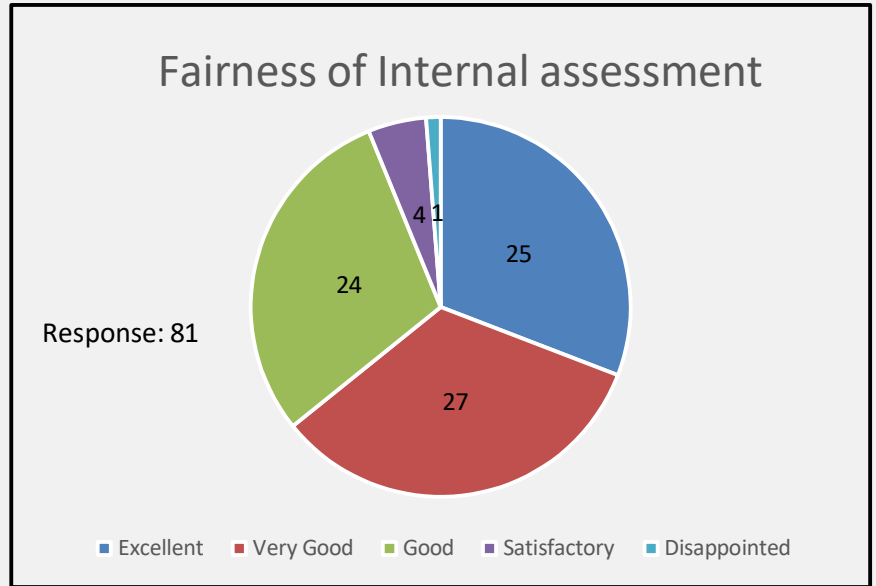
Excellent	31
Very Good	24
Good	23
Satisfactory	3
Disappointed	0
	81



100 % respondents were satisfied with the Encouragement for Class Participation by the Teacher.98 % ranked it good and above. 68% of respondents placed it at very good and excellent.

11. Fairness in Internal Assessment:

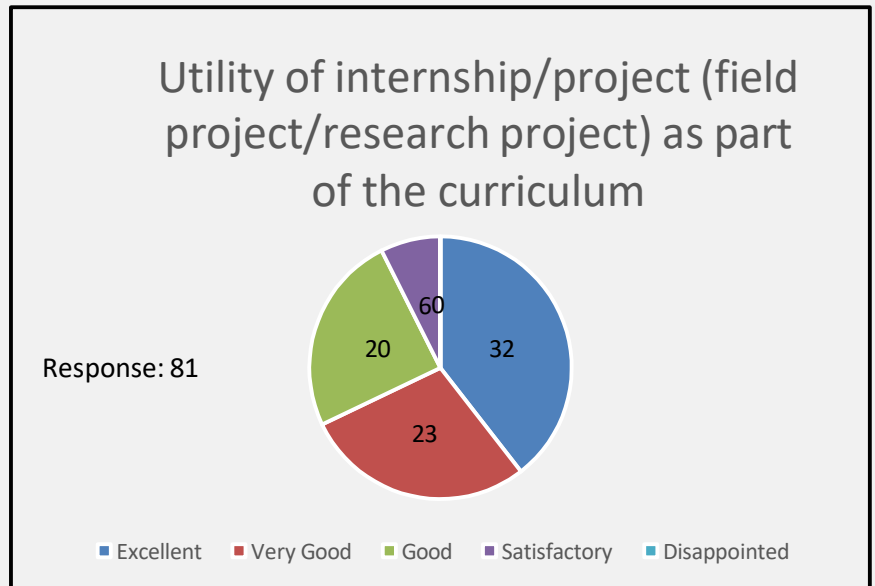
Excellent	25
Very Good	27
Good	24
Satisfactory	4
Disappointed	1
	81



99 % respondents were satisfied with the Fairness in Internal Assessment .94 % graded it good and above. 64% of respondents rated it very good and excellent.

12. Internship / Project as part of the curriculum:

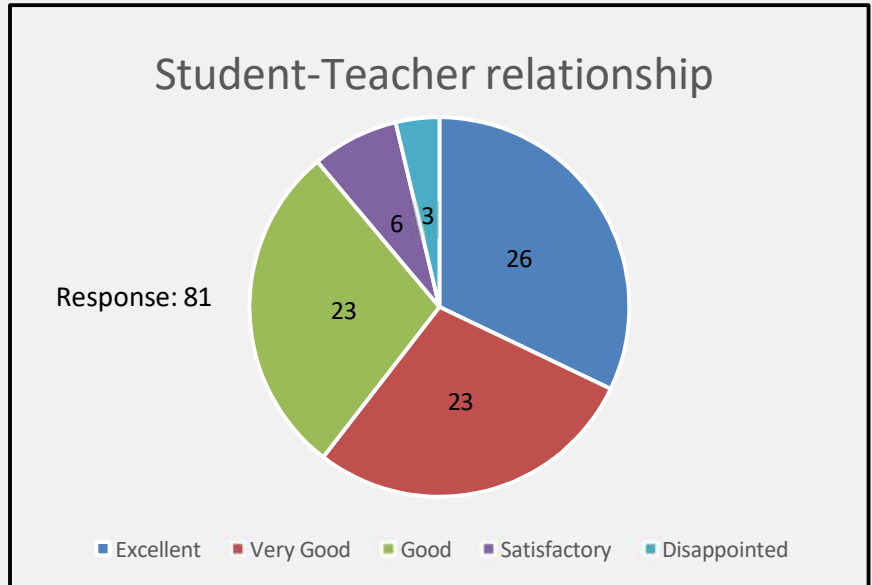
Excellent	32
Very Good	23
Good	20
Satisfactory	6
Disappointed	0
	81



100 % respondents were satisfied with the utilization of the internship/project by the Teacher as part of the curriculum. 93% labeled it good and above. 68% of the respondents allocated very good and excellent.

13. Student Teacher Relationship:

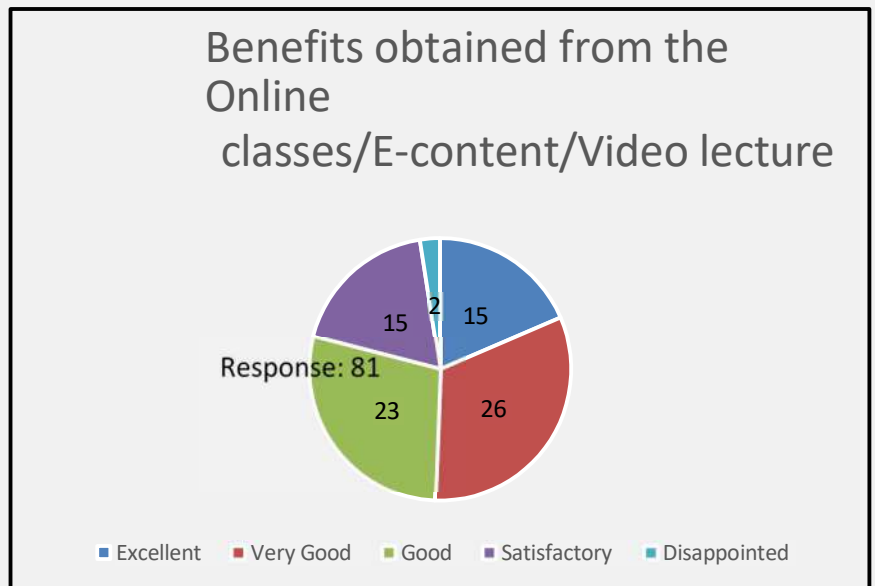
Excellent	26
Very Good	23
Good	23
Satisfactory	6
Disappointed	3
	81



96 % respondents were satisfied with their Relationship with the Teacher .89 % found it good and above. 61% of respondents awarded very good and excellent.

14. Beneficiality of the online Lectures and content during Covid-19:

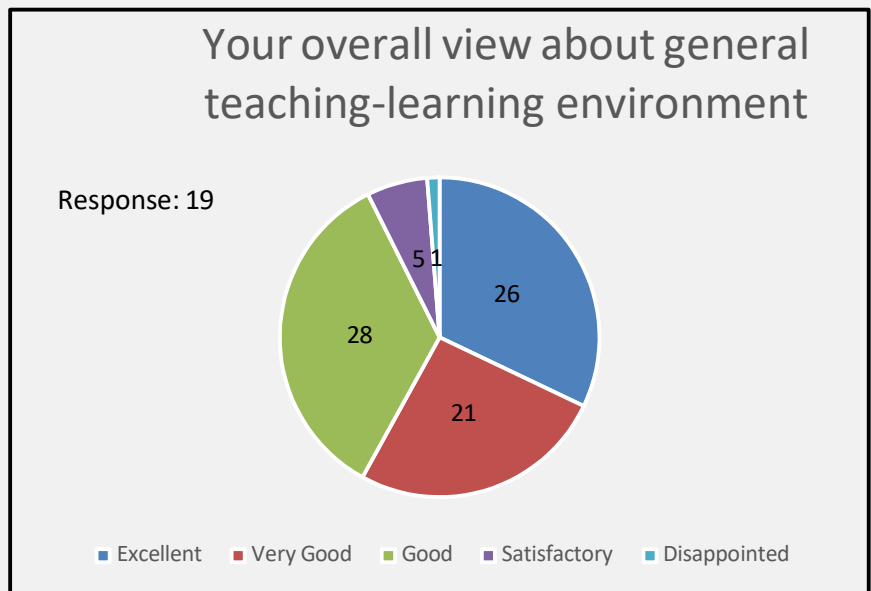
Excellent	15
Very Good	26
Good	23
Satisfactory	15
Disappointed	2
	81



98% respondents found the online Lectures and content provided by the Teacher during Covid-19 satisfactory. 79 % ranked it good and above. 51% of respondents awarded very good and excellent.

15. Overall Teaching Learning Environment:

Excellent	26
Very Good	21
Good	28
Satisfactory	5
Disappointed	1
	81



99 % respondents found the Overall Teaching Learning Environment of the Teacher's class satisfactory.93% ranked it good and above. 58% of respondents awarded very good and excellent.

APPRAISAL: Very Good

100% respondents were satisfied in almost all the aspects of teaching evaluated. Above 88% of the respondents awarded good in almost all the category assessed. Above 61% of the respondent rated very good and excellent in most of the categories assessed.

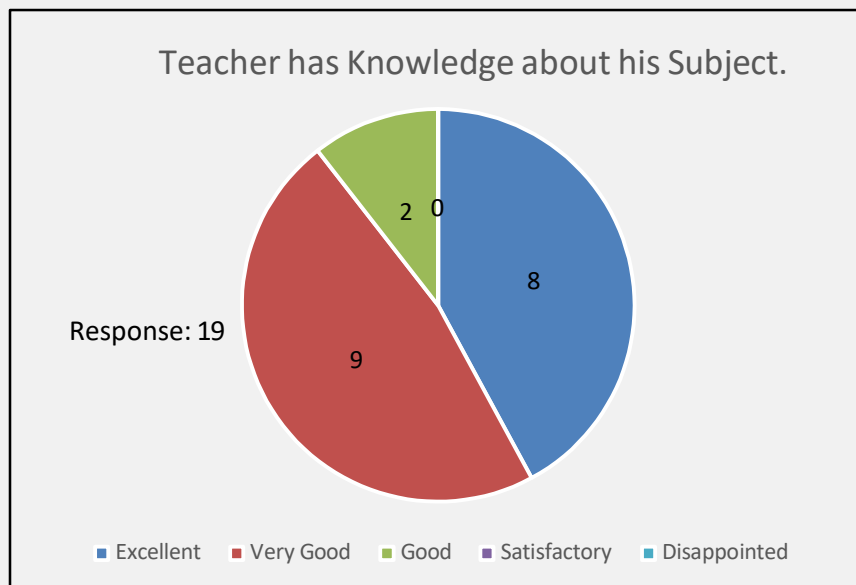
SUGGESTIONS: The Assessee can refine the E-Content

Department of History

Name of Teacher: Mr. Junish kumar

1. Subject knowledge:

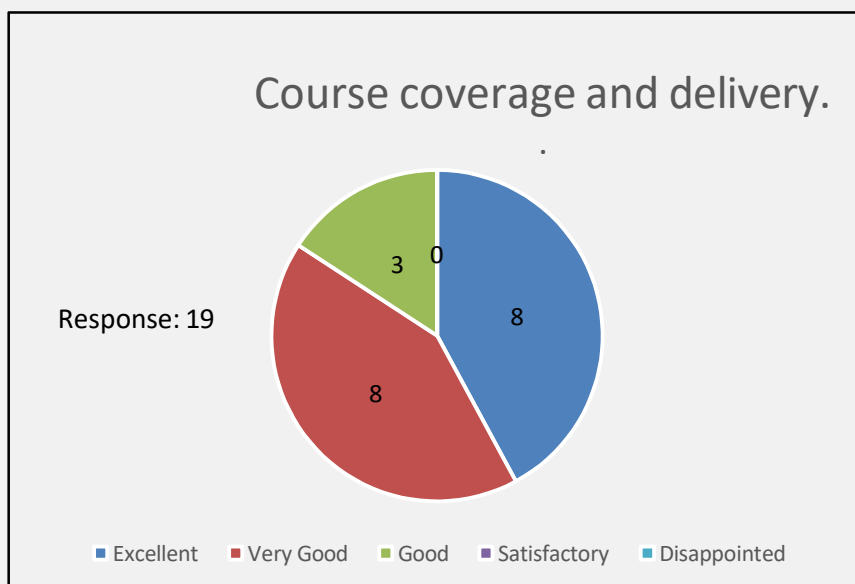
Excellent	8
Very Good	9
Good	2
Satisfactory	0
Disappointed	0
	19



100% of the respondents found Subject knowledge of the teacher to be good. 89% of respondents awarded very good and excellent.

2. Course coverage and delivery:

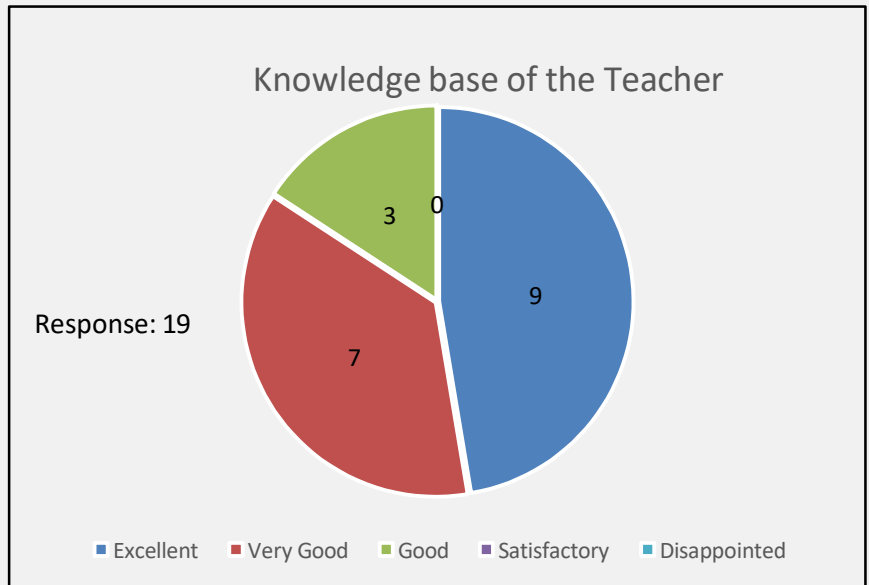
Excellent	8
Very Good	8
Good	3
Satisfactory	0
Disappointed	0
	19



100% of the respondents ranked Course coverage and delivery by teacher good. 84% placed it at very good and excellent.

3. Knowledge Base:

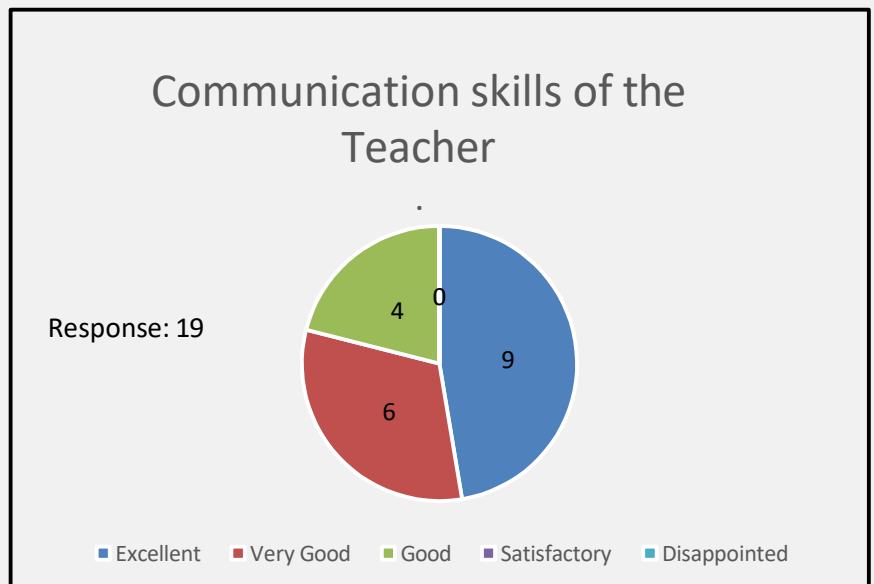
Excellent	9
Very Good	7
Good	3
Satisfactory	0
Disappointed	0
	19



100% of the respondents ranked Knowledge Base of the teacher as good. 84% placed it at very good and excellent.

4. Communication Skills:

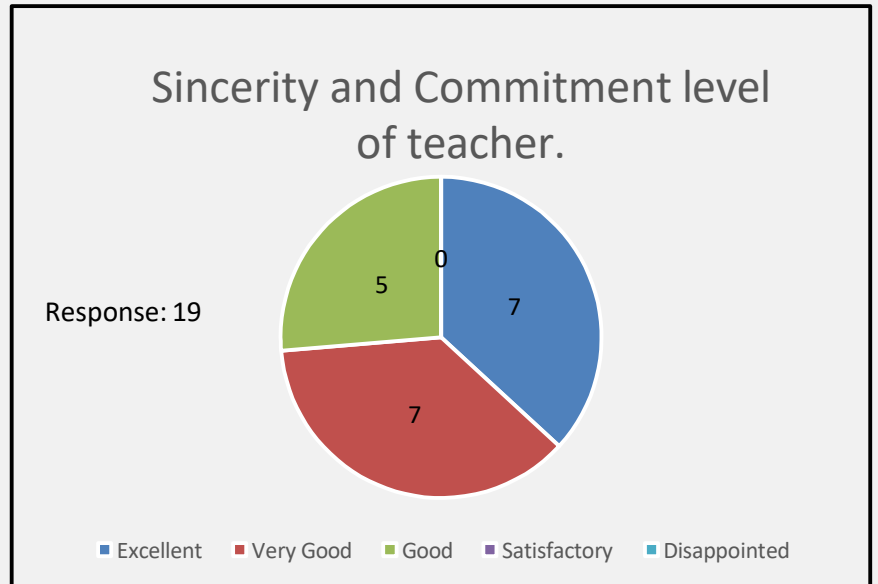
Excellent	9
Very Good	6
Good	4
Satisfactory	0
Disappointed	0
	19



100% of the respondents found Communication Skills of the teacher to be good. 79% of respondents awarded very good and excellent.

5. Sincerity and Commitment level:

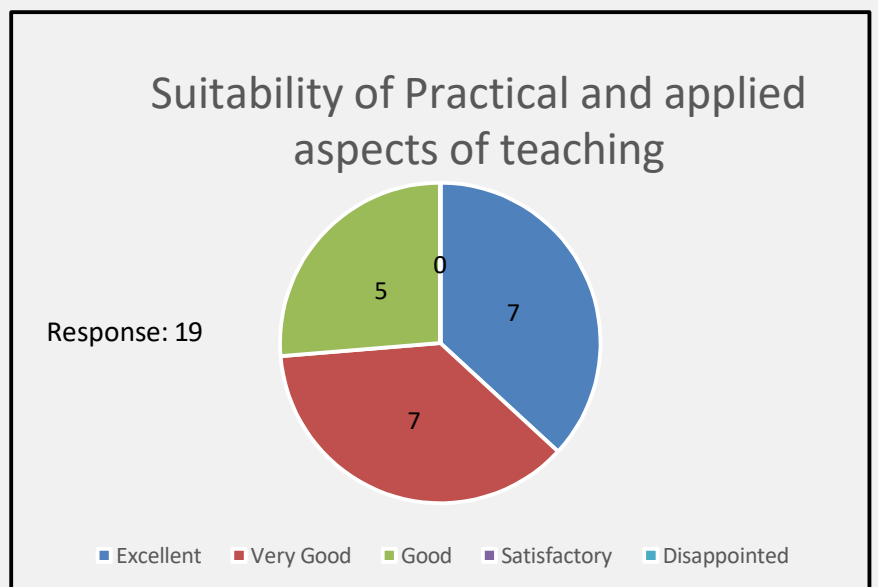
Excellent	7
Very Good	7
Good	5
Satisfactory	0
Disappointed	0
	19



100% of the respondents found the teacher to have good Sincerity and Commitment level. 74% of respondents awarded very good and excellent.

6. Applied Aspects of Teaching:

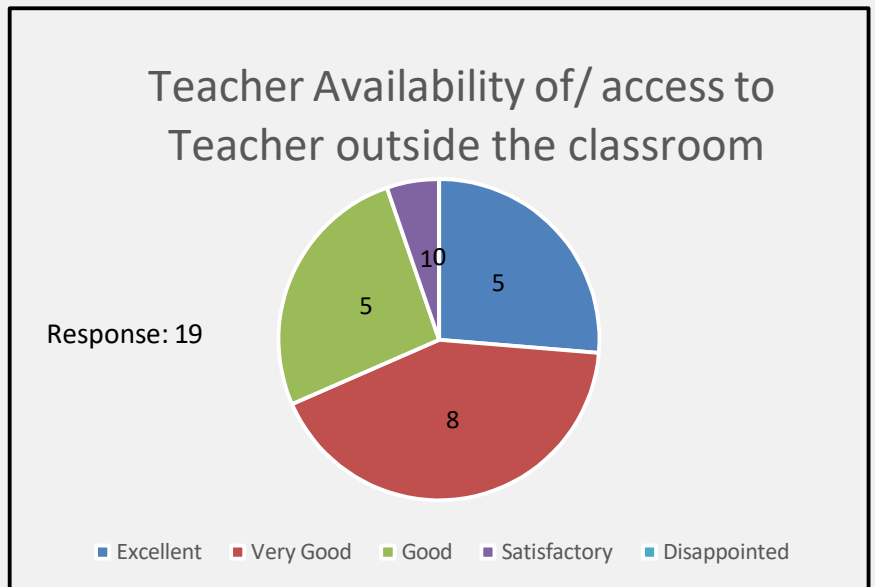
Excellent	7
Very Good	7
Good	5
Satisfactory	0
Disappointed	0
	19



100% of the respondents found applied aspects of teaching to be good. 74% of respondents awarded very good and excellent.

7. Off Classroom Accessibility:

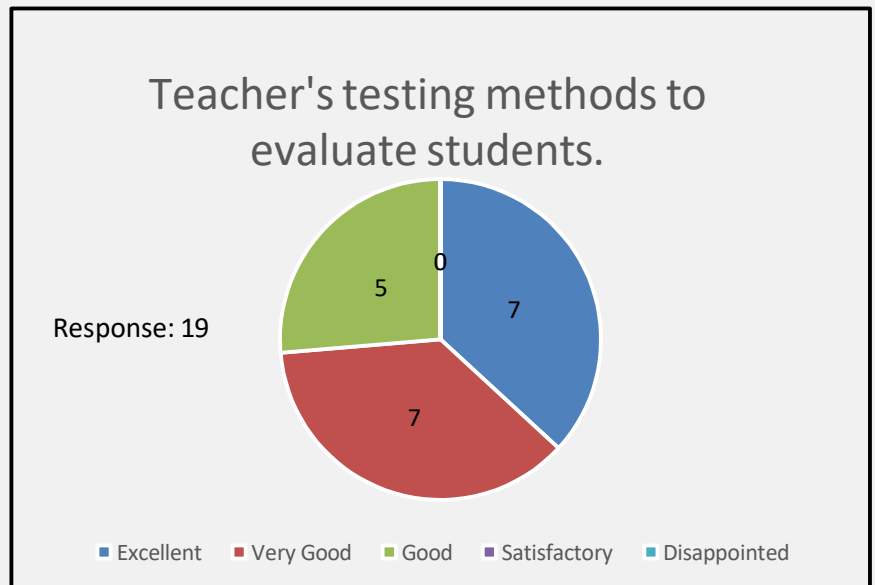
Excellent	5
Very Good	8
Good	5
Satisfactory	1
Disappointed	0
	19



100 % respondents were satisfied with Off Classroom Accessibility of the Teacher. 95% awarded it good and above. 68% of respondents found it very good and excellent.

8. Evaluation Methods:

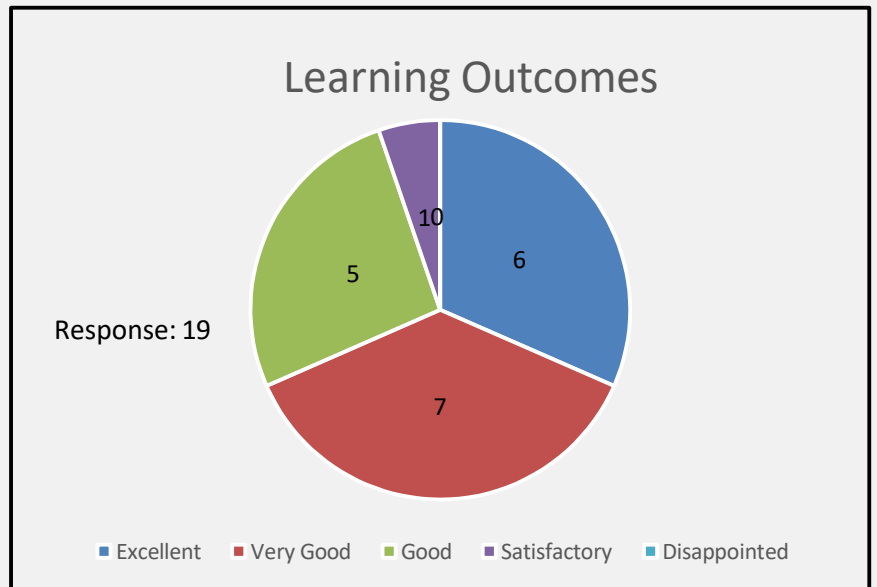
Excellent	7
Very Good	7
Good	5
Satisfactory	0
Disappointed	0
	19



100% of the respondents found Evaluation Methods used by the teacher to be good. 74% of respondents awarded very good and excellent.

9. Learning Outcomes:

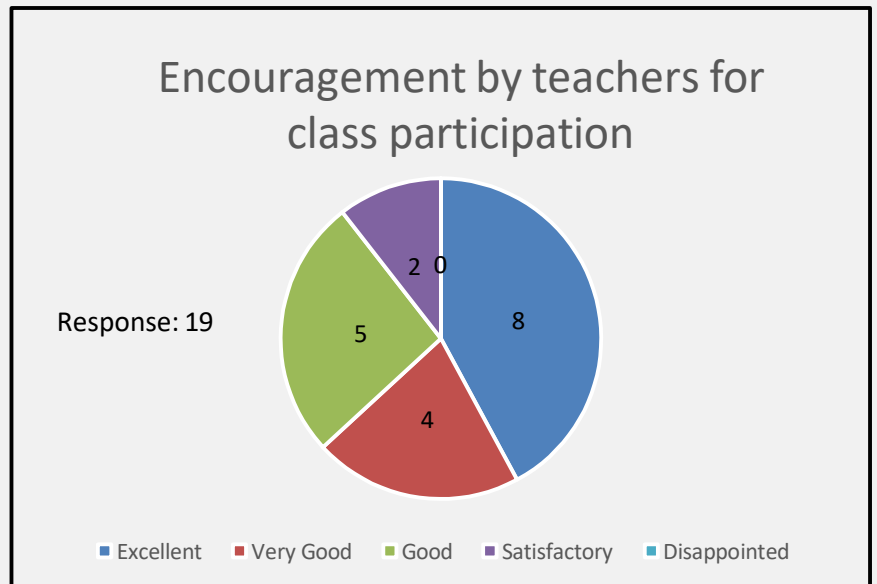
Excellent	6
Very Good	7
Good	5
Satisfactory	1
Disappointed	0
	19



100 % respondents were satisfied with the Learning Outcomes of the teaching by the Teacher.95 % found it good. 68% of respondents awarded it very good and excellent.

10. Encouraging Class Participation:

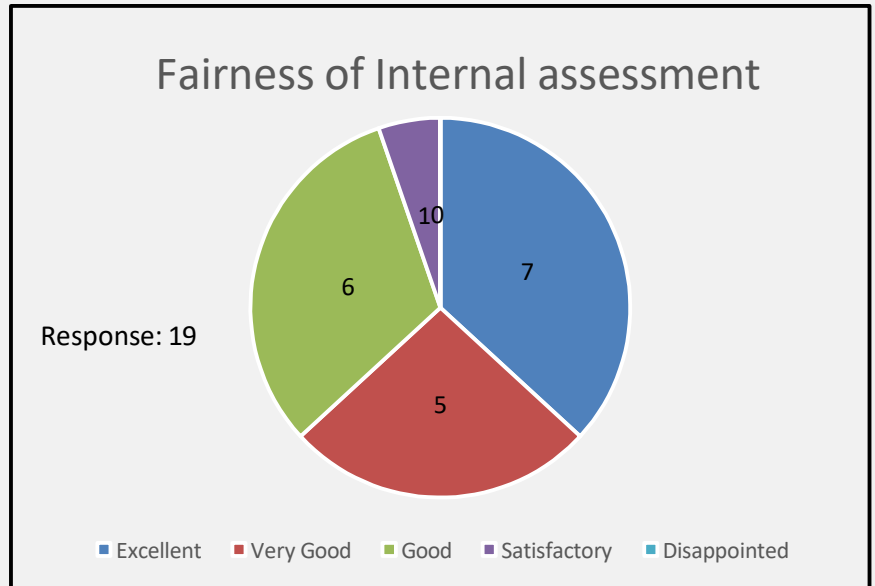
Excellent	8
Very Good	4
Good	5
Satisfactory	2
Disappointed	0
	19



100 % respondents were satisfied with the Encouragement for Class Participation by the Teacher.89 % ranked it good. 63% of respondents placed it at very good and excellent.

11. Fairness in Internal Assessment:

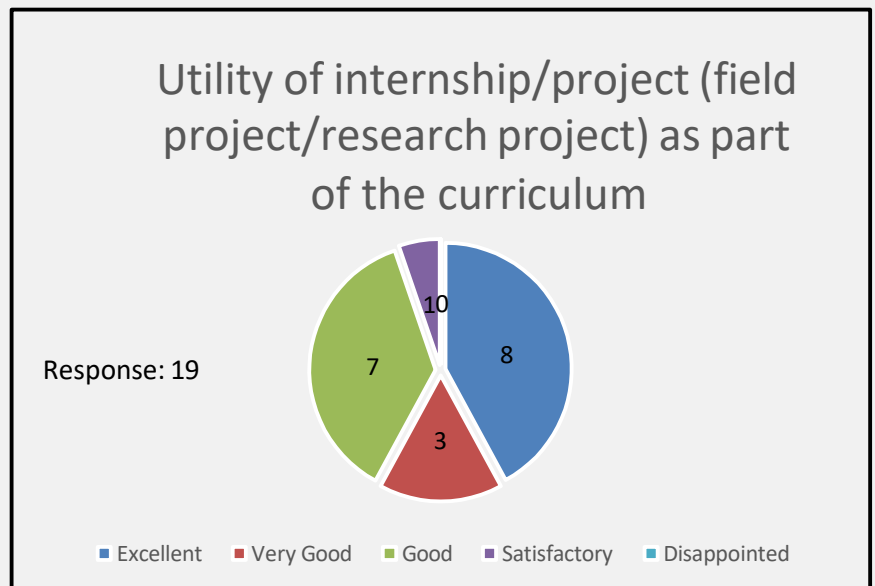
Excellent	7
Very Good	5
Good	6
Satisfactory	1
Disappointed	0
	19



100 % respondents were satisfied with the Fairness in Internal Assessment .95% graded it good. 63% of respondents rated it very good and excellent.

12. Internship / Project as part of the curriculum:

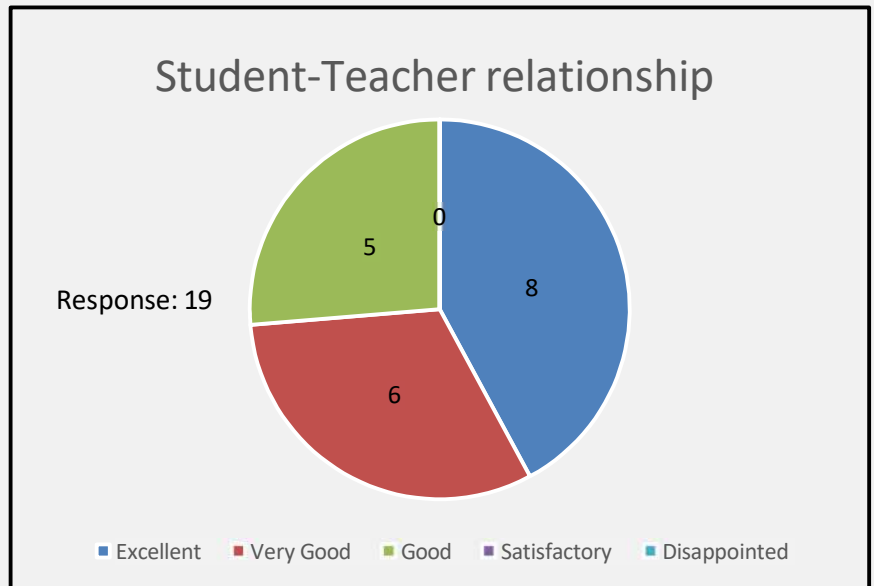
Excellent	8
Very Good	3
Good	7
Satisfactory	1
Disappointed	0
	19



100 % respondents were satisfied with the utilization of the internship/project by the Teacher as part of the curriculum. 95% labeled it good. 58% of the respondents allocated very good and excellent.

13. Student Teacher Relationship:

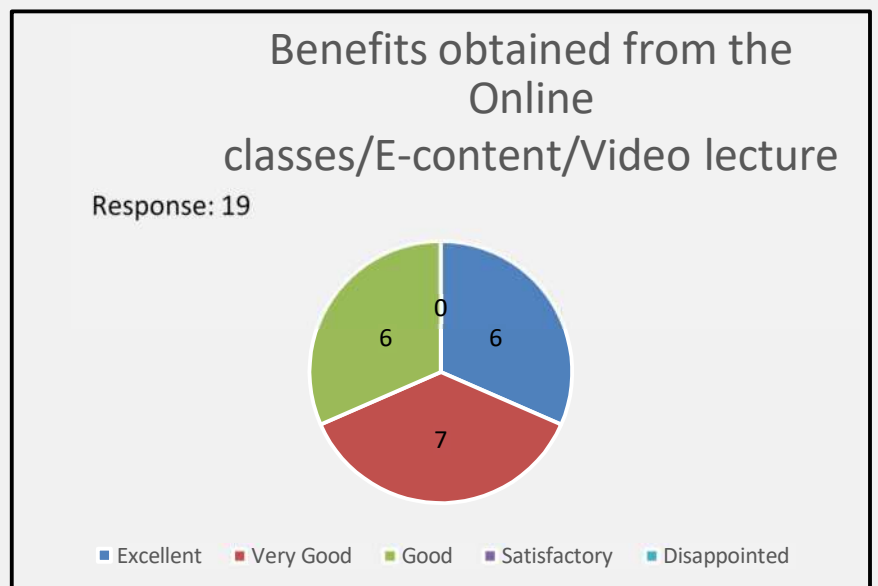
Excellent	8
Very Good	6
Good	5
Satisfactory	0
Disappointed	0
Total	19



100% of the respondents reported their relationship with the teacher to be good. 74% of respondents awarded very good and excellent.

14. Beneficiality of the online Lectures and content during Covid-19:

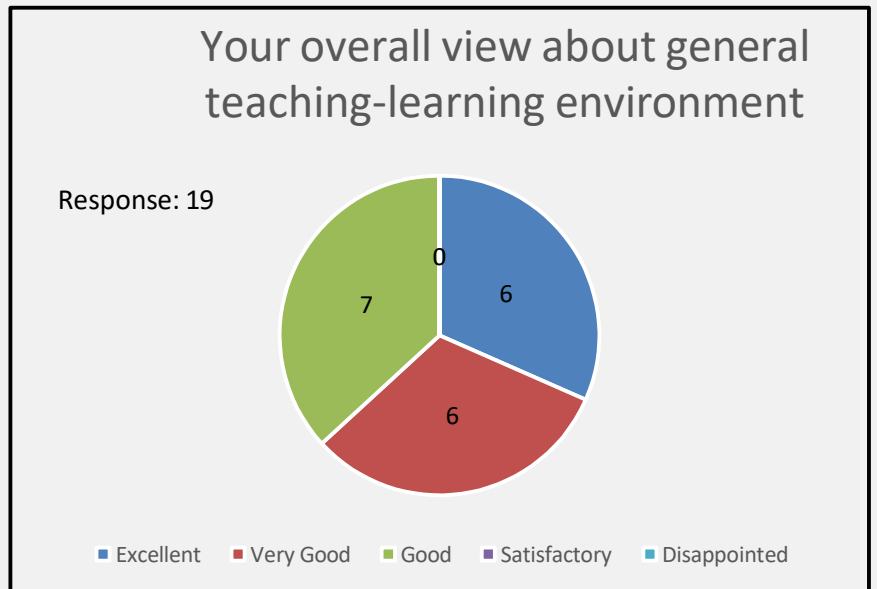
Excellent	6
Very Good	7
Good	6
Satisfactory	0
Disappointed	0
Total	19



100% of the respondents rated the online lectures and content provided by the teacher to be good. 68% of respondents awarded very good and excellent.

15. Overall Teaching Learning Environment:

Excellent	6
Very Good	6
Good	7
Satisfactory	0
Disappointed	0
	19



100% of the respondents found Overall Teaching Learning Environment to be good. 63% of respondents awarded very good and excellent.

APPRAISAL: Very Good

100% respondents were satisfied in all the aspects of teaching evaluated. Above 95% of the respondents awarded good in almost every category assessed. Above 74% of the respondent rated very good and excellent in majority of the categories assessed.

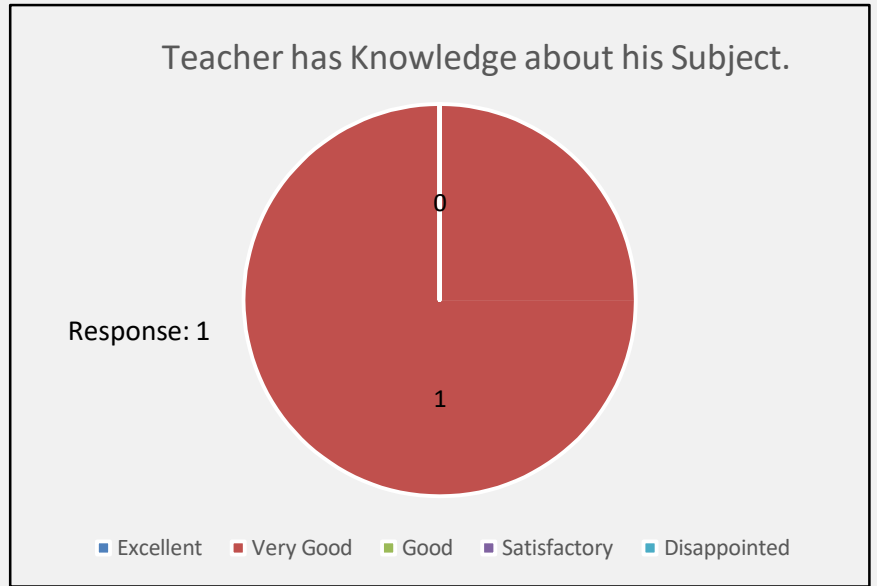
SUGGESTIONS: The Assessee can encourage the students more for class participation.

Department of BJMC

Name of Teacher: Mr. Anupam Bhardwaj

1. Subject knowledge:

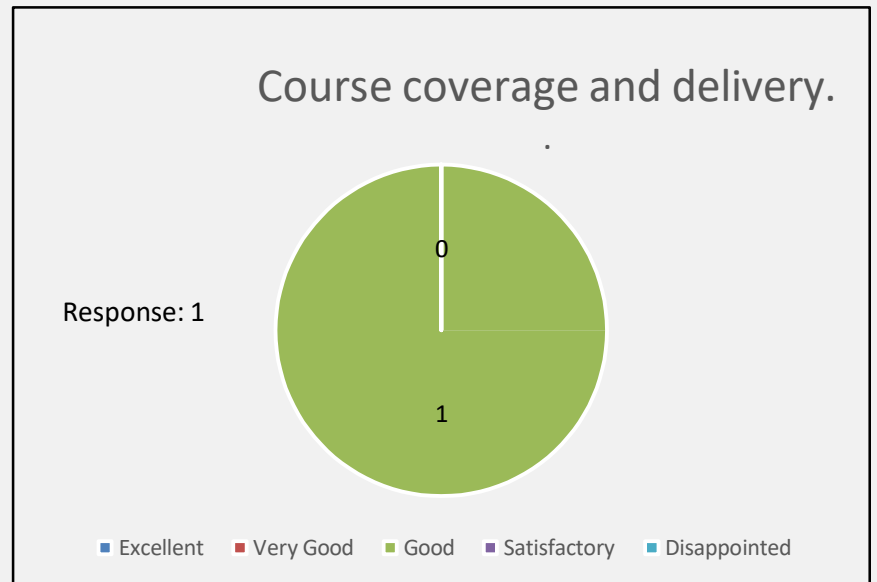
Excellent	0
Very Good	1
Good	0
Satisfactory	0
Disappointed	0
	1



100% of respondents awarded very good to the Subject knowledge of teacher.

2. Course coverage and delivery:

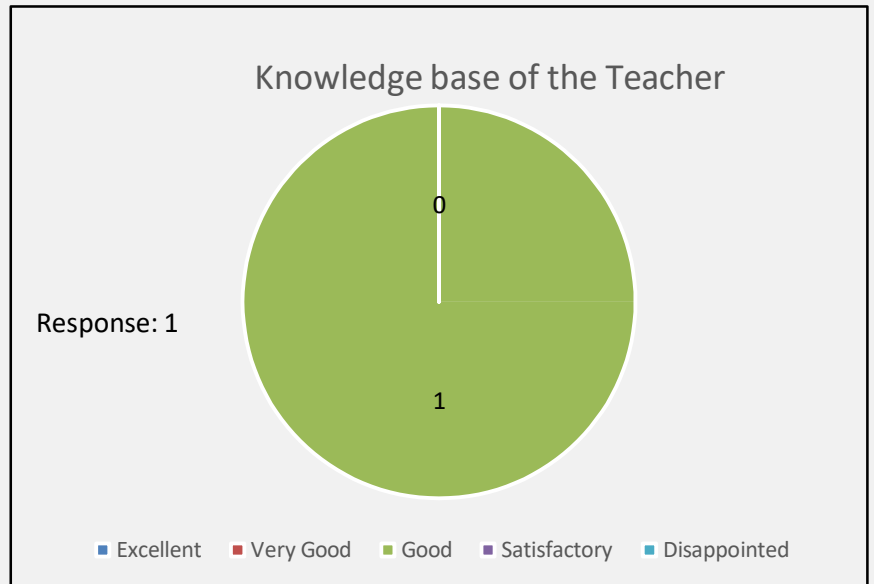
Excellent	0
Very Good	0
Good	1
Satisfactory	0
Disappointed	0
	1



100% of respondents awarded good to the course coverage and delivery by the teacher.

3. Knowledge Base:

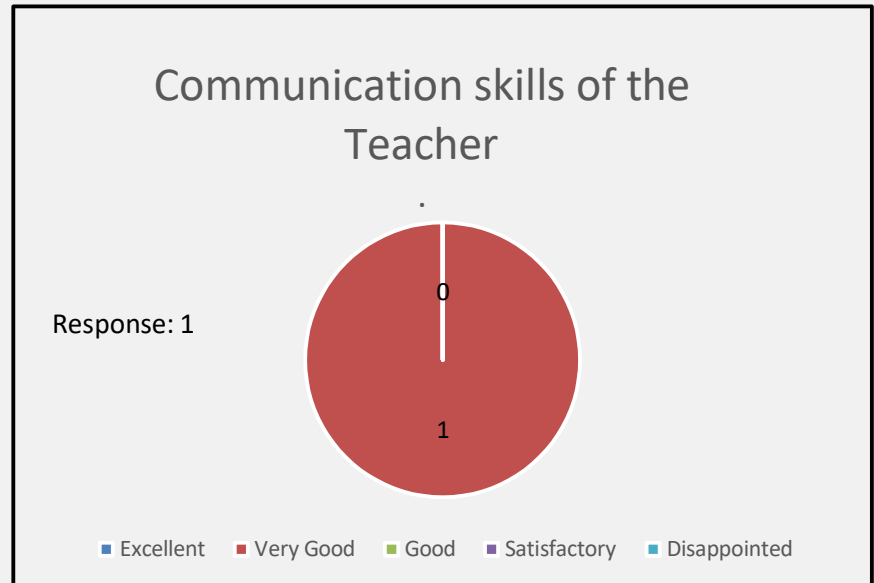
Excellent	0
Very Good	0
Good	1
Satisfactory	0
Disappointed	0
	1



100% of respondents found knowledge Base of the teacher to be good.

4. Communication Skills:

Excellent	0
Very Good	1
Good	0
Satisfactory	0
Disappointed	0
	1

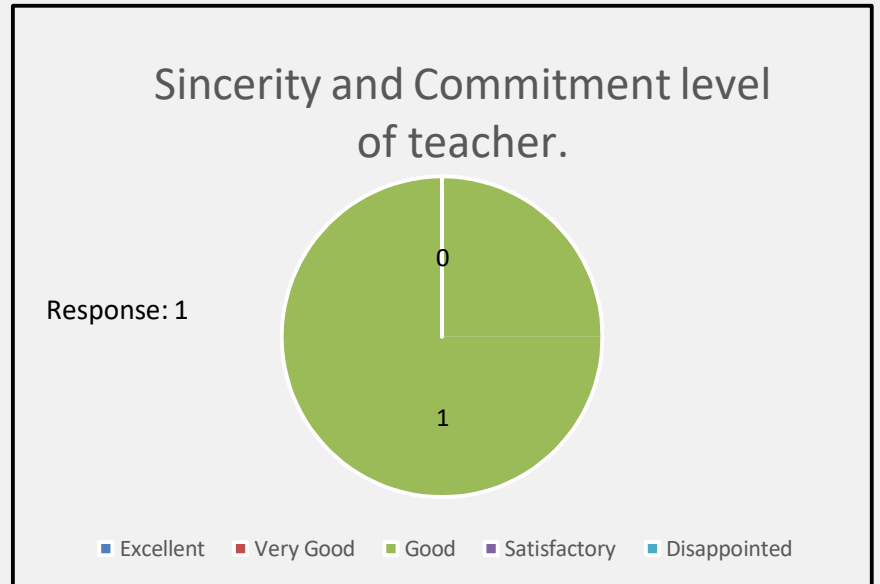


100% of respondents believed that the teacher has very good communication skills.

5. Sincerity and Commitment level:

Excellent	0
Very Good	0
Good	1
Satisfactory	0
Disappointed	0

1

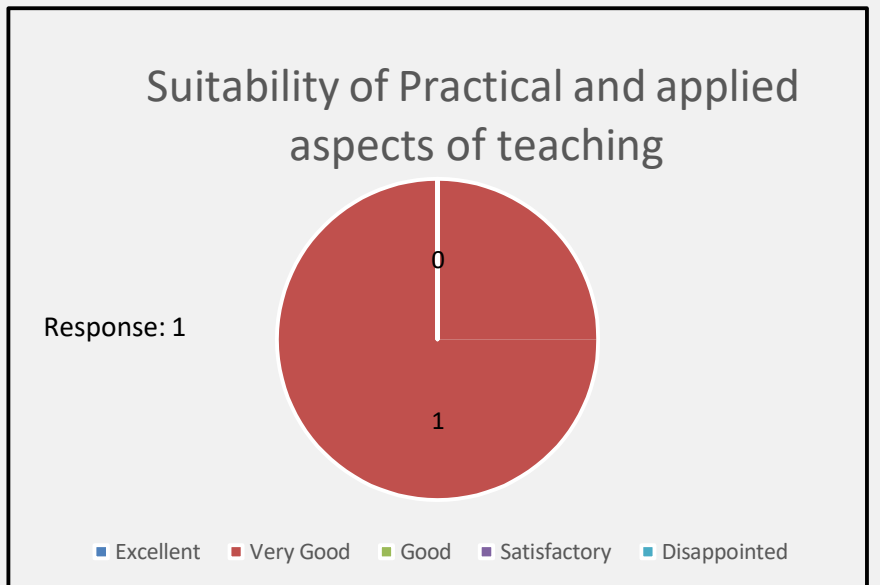


100% of respondents ranked the teacher good in his sincerity and commitment level.

6. Applied Aspects of Teaching:

Excellent	0
Very Good	1
Good	0
Satisfactory	0
Disappointed	0

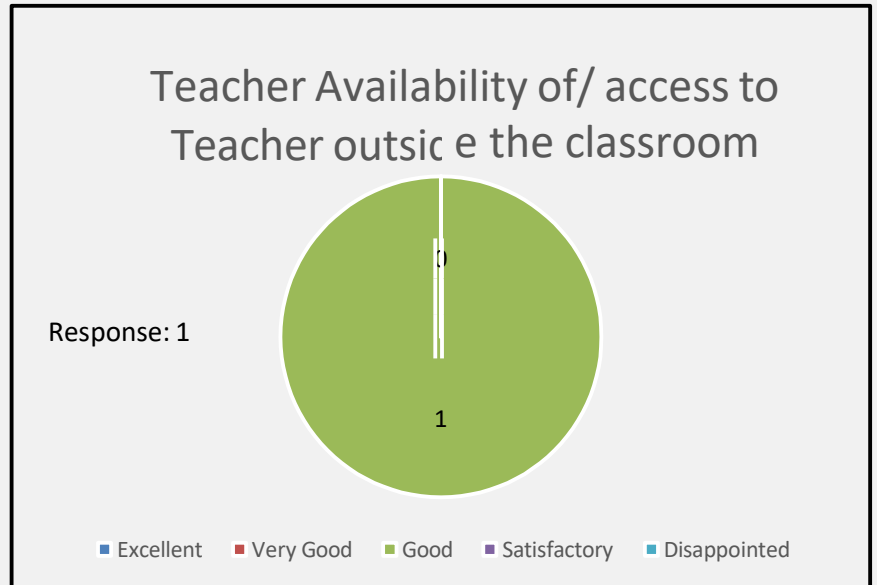
1



100% of respondents awarded very good in the applied aspects of teaching.

7. Off Classroom Accessibility:

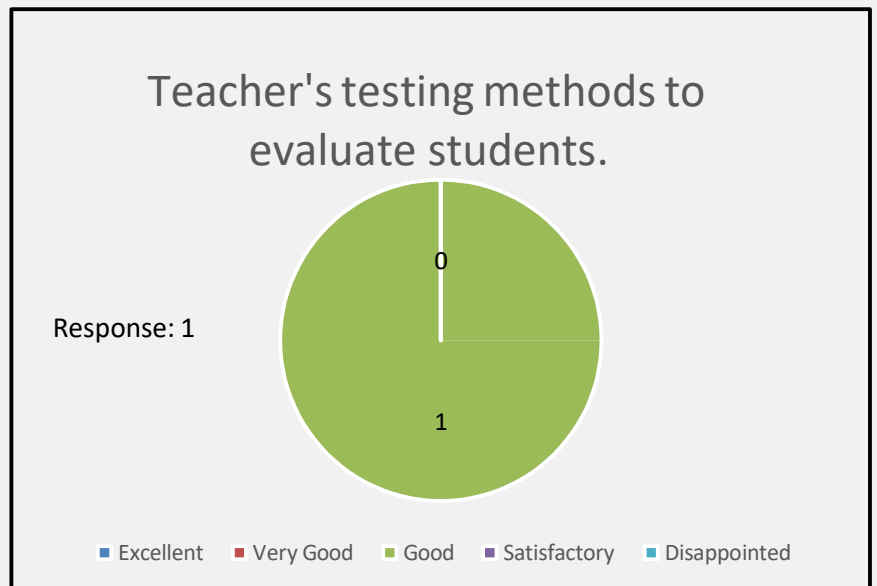
Excellent	0
Very Good	0
Good	1
Satisfactory	0
Disappointed	0
	1



100% of respondents awarded the Off Classroom Accessibility of the teacher good.

8. Evaluation Methods:

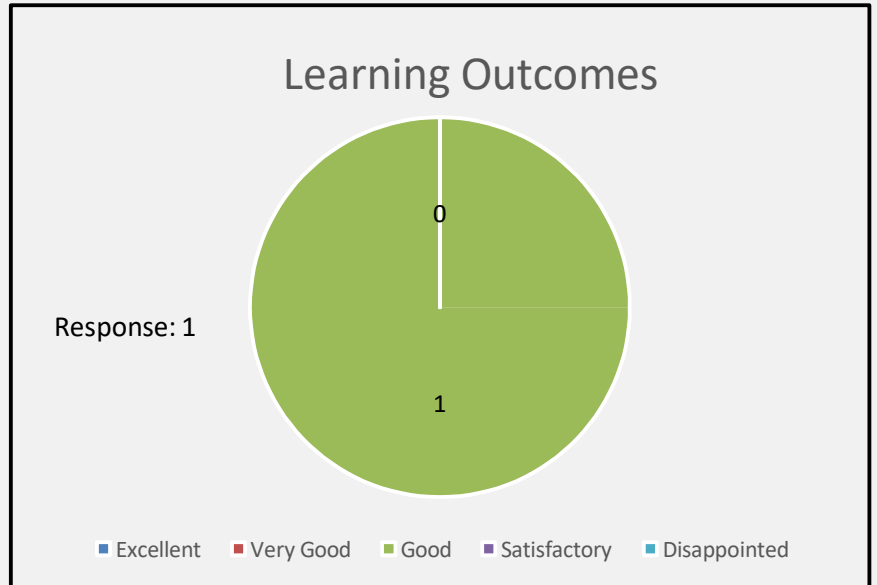
Excellent	0
Very Good	0
Good	1
Satisfactory	0
Disappointed	0
	1



100% of respondents awarded evaluation methods used by the good.

9. Learning Outcomes:

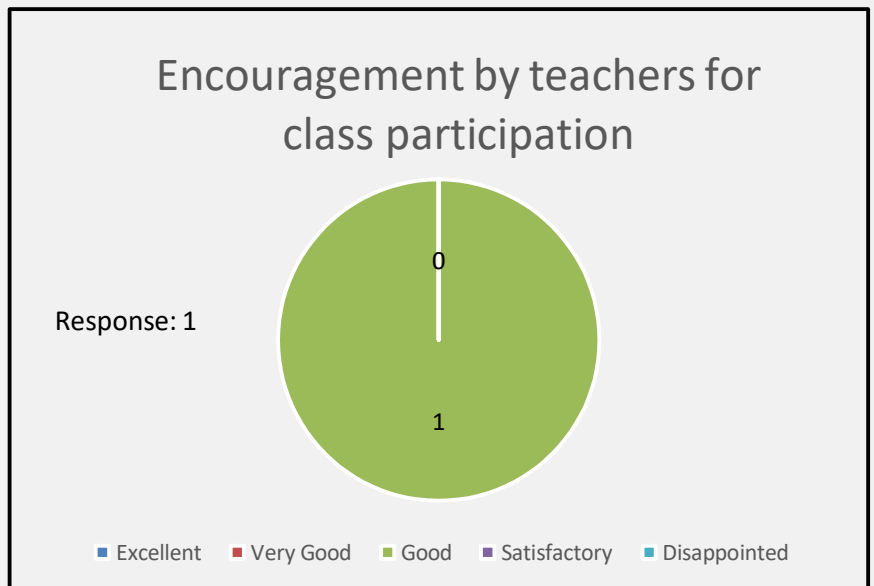
Excellent	0
Very Good	0
Good	1
Satisfactory	0
Disappointed	0
	1



100% of respondents graded learning outcomes of the teaching as good.

10. Encouraging Class Participation:

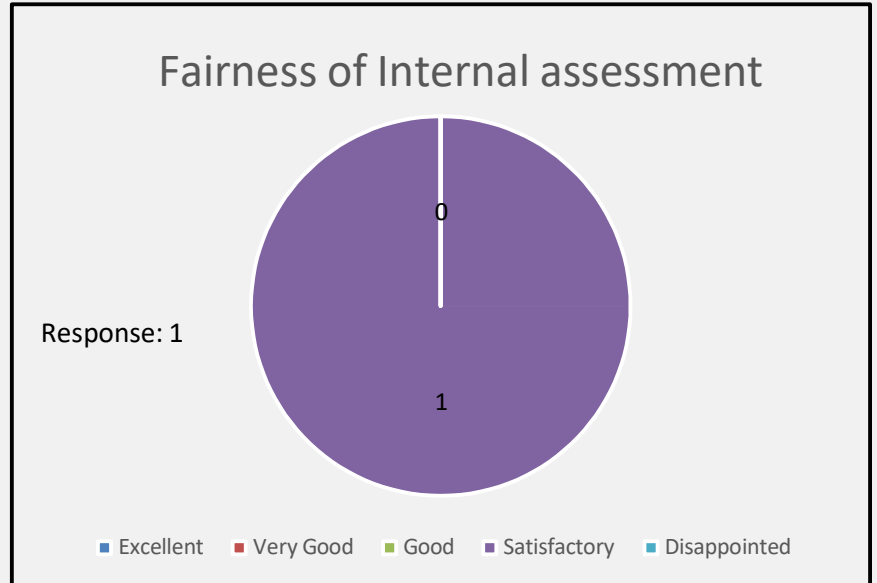
Excellent	0
Very Good	0
Good	1
Satisfactory	0
Disappointed	0
	1



100% of respondents found the teacher good in encouraging for class participation.

11. Fairness in Internal Assessment:

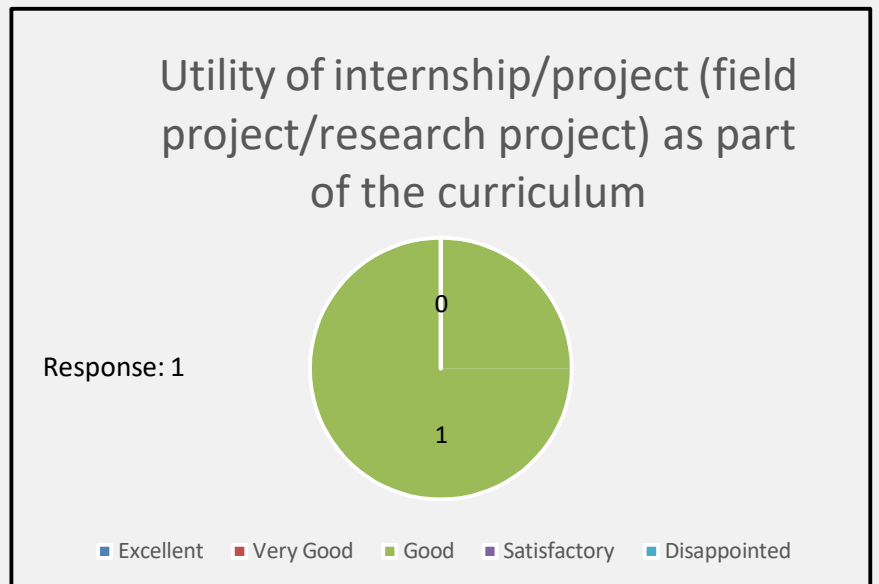
Excellent	0
Very Good	0
Good	0
Satisfactory	1
Disappointed	0
	1



100 % respondents were satisfied with the Fairness in Internal Assessment.

12. Internship / Project as part of the curriculum:

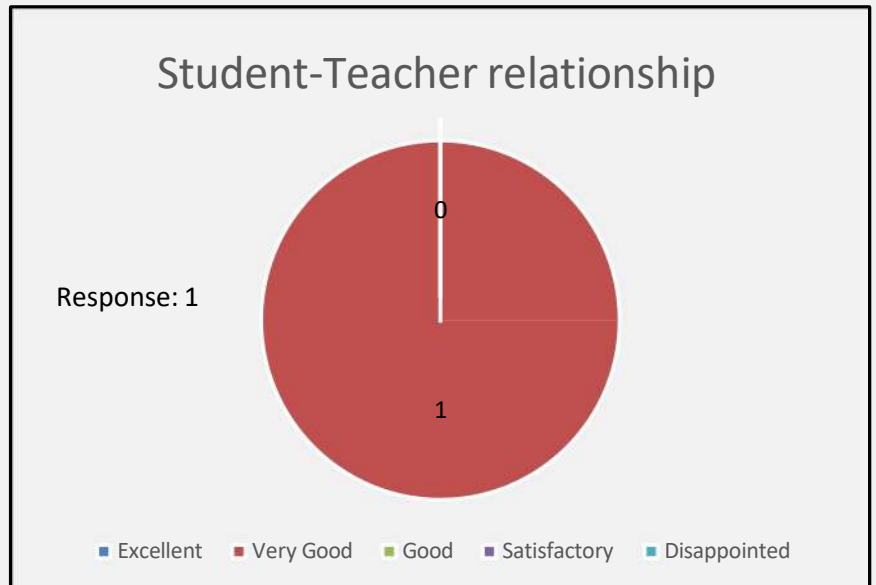
Excellent	0
Very Good	0
Good	1
Satisfactory	0
Disappointed	0
	1



100% of respondents graded the use of Internship / Project as part of the curriculum by the teacher as good.

13. Student Teacher Relationship:

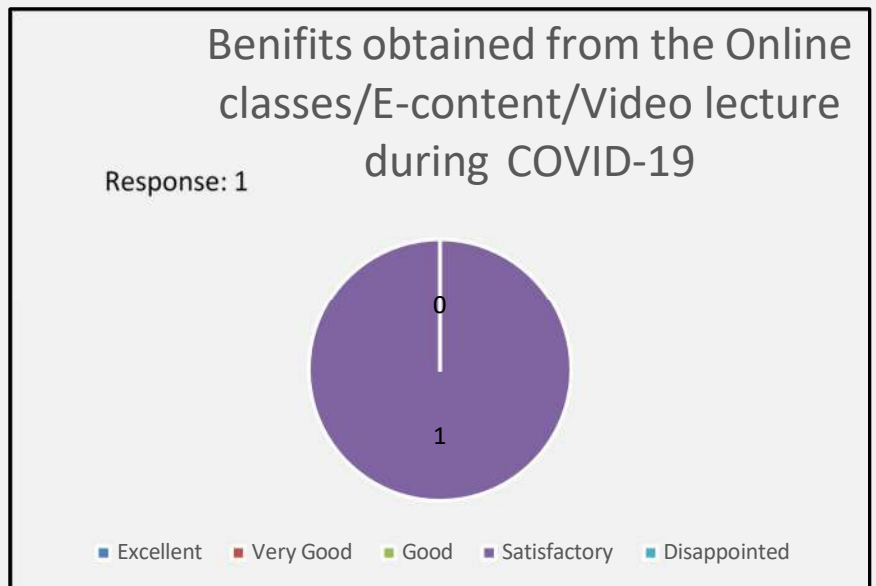
Excellent	0
Very Good	1
Good	0
Satisfactory	0
Disappointed	0
	1



100% of respondents found reported to have very good relationship with the teacher.

14. Beneficiality of the online Lectures and content during Covid-19:

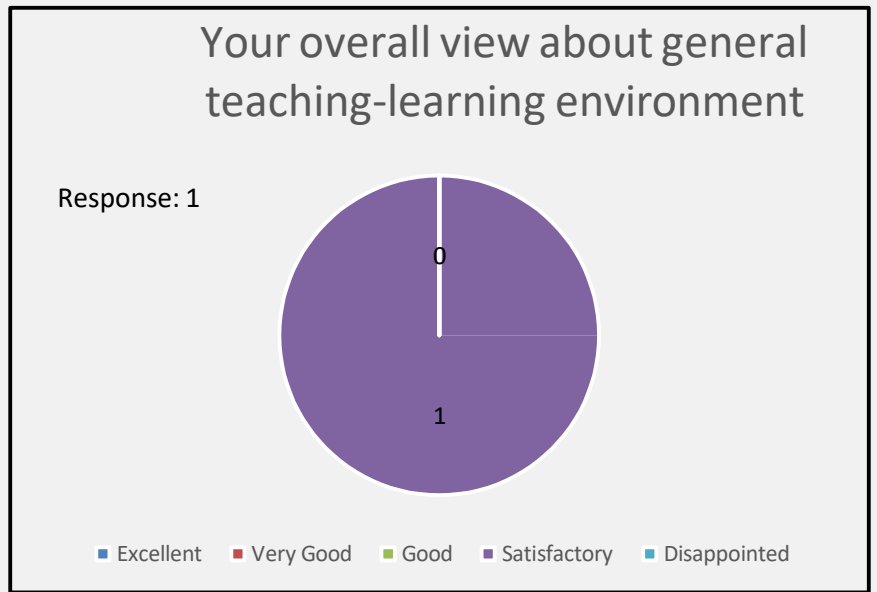
Excellent	0
Very Good	0
Good	0
Satisfactory	1
Disappointed	0
	1



100 % respondents found the online Lectures and content provided by the Teacher during Covid-19 satisfactory.

15. Overall Teaching Learning Environment:

Excellent	0
Very Good	0
Good	0
Satisfactory	1
Disappointed	0
	1

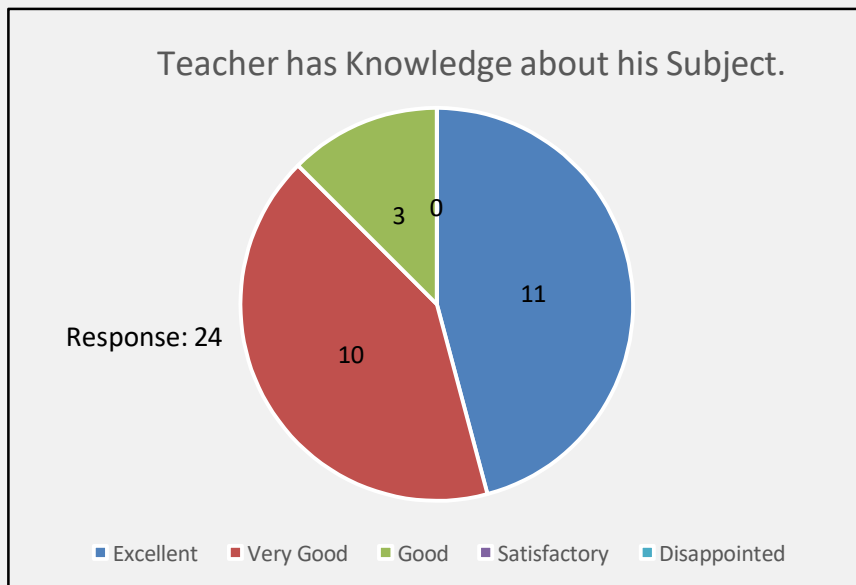


100 % respondents found the Overall Teaching Learning Environment of the Teacher's class satisfactory.

APPRAISAL: Sample size too small to be assessed

1. Subject knowledge:

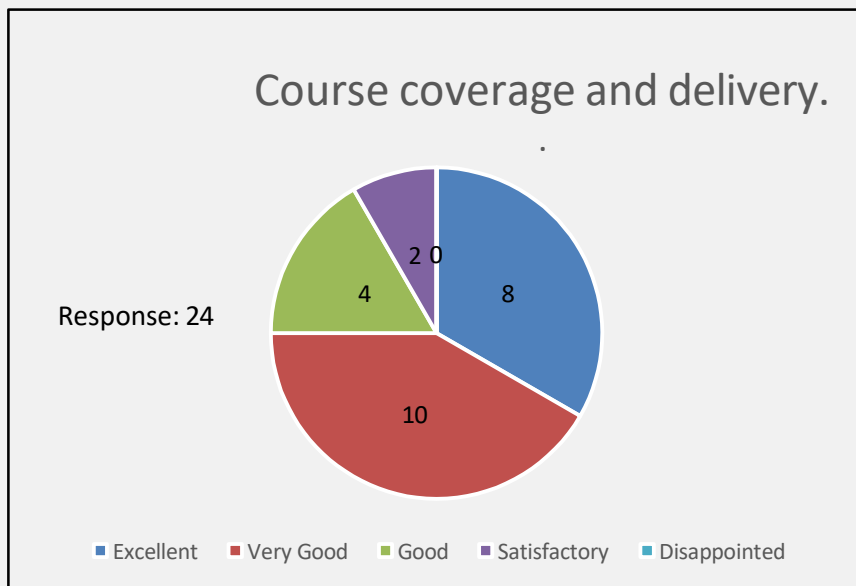
Excellent	11
Very Good	10
Good	3
Satisfactory	0
Disappointed	0
	24



100% of respondents valued the teacher’s subject knowledge to be good. 91% awarded it very good and excellent.

2. Course coverage and delivery:

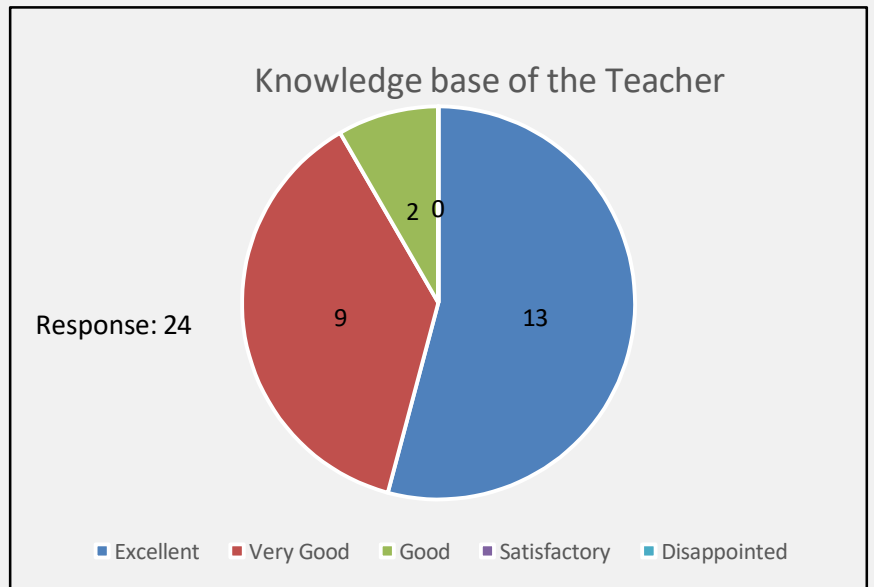
Excellent	8
Very Good	10
Good	4
Satisfactory	2
Disappointed	0
	24



100 % respondents were satisfied with the course coverage and delivery by the teacher. 92% of the respondents ranked it good. 75% placed it at very good and excellent.

3. Knowledge Base:

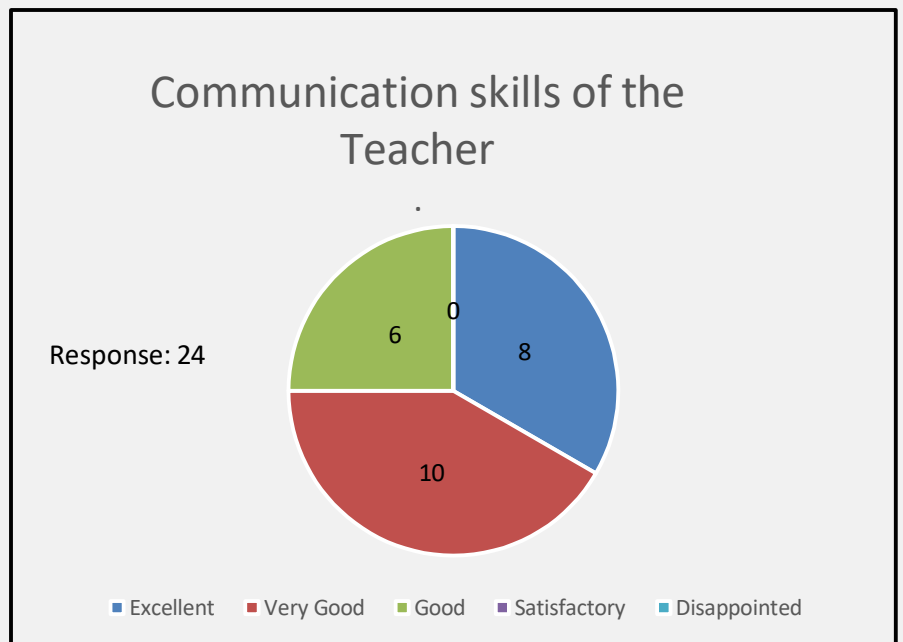
Excellent	13
Very Good	9
Good	2
Satisfactory	0
Disappointed	0
	24



100% of respondents believed the teacher possesses good knowledge base. 92% awarded it very good and excellent.

4. Communication Skills:

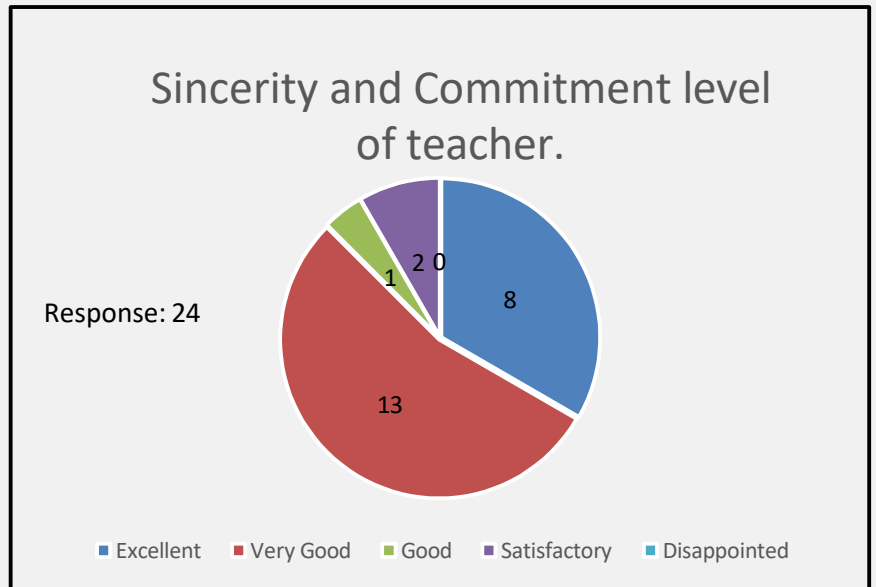
Excellent	8
Very Good	10
Good	6
Satisfactory	0
Disappointed	0
	24



100% of respondents reported the teacher to have good communication skills. 75% awarded it very good and excellent.

5. Sincerity and Commitment level:

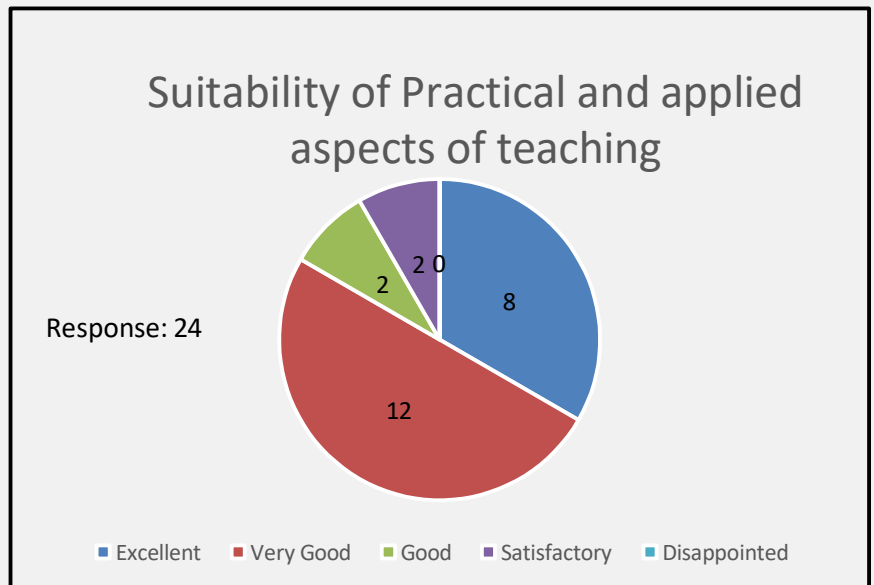
Excellent	8
Very Good	13
Good	1
Satisfactory	2
Disappointed	0
	24



100 % respondents were satisfied with Sincerity and Commitment level of the Teacher. 92% allocated good. 91% of respondents labeled very good and excellent.

6. Applied Aspects of Teaching:

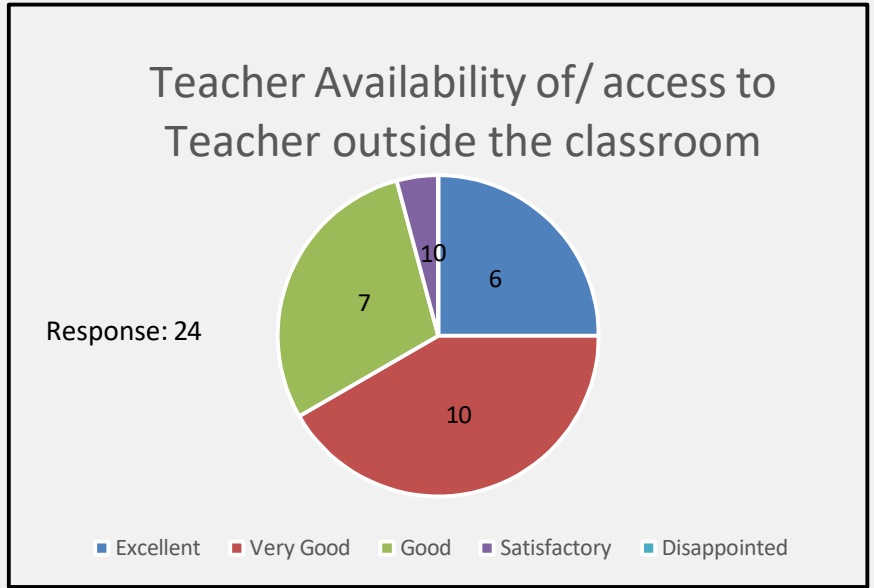
Excellent	8
Very Good	12
Good	2
Satisfactory	2
Disappointed	0
	24



100 % respondents were satisfied with Applied Aspects of Teaching of the Teacher. 92% rated it good. 83% of respondents graded it very good and excellent.

7. Off Classroom Accessibility:

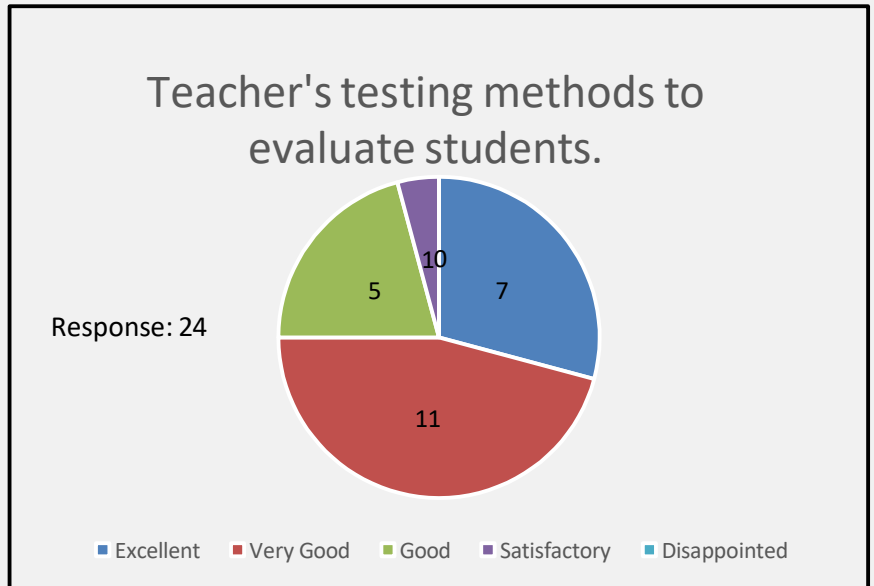
Excellent	6
Very Good	10
Good	7
Satisfactory	1
Disappointed	0
	24



100 % respondents were satisfied with Off Classroom Accessibility of the Teacher. 96% placed it good. 67% of respondents ranked it very good and excellent.

8. Evaluation Methods:

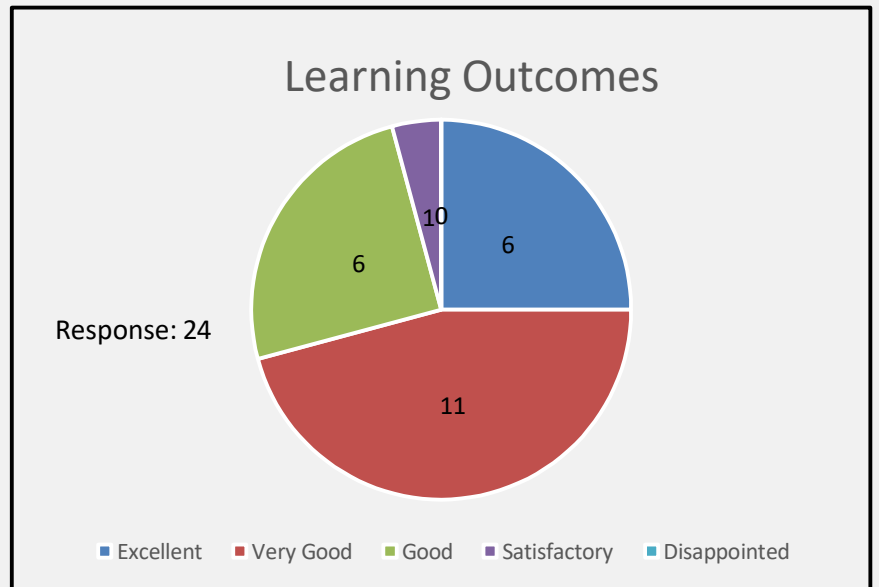
Excellent	7
Very Good	11
Good	5
Satisfactory	1
Disappointed	0
	24



100 % respondents were satisfied with the Evaluation Methods used by of the Teacher. 96% awarded it good. 75 % of respondents found it very good and excellent

9. Learning Outcomes:

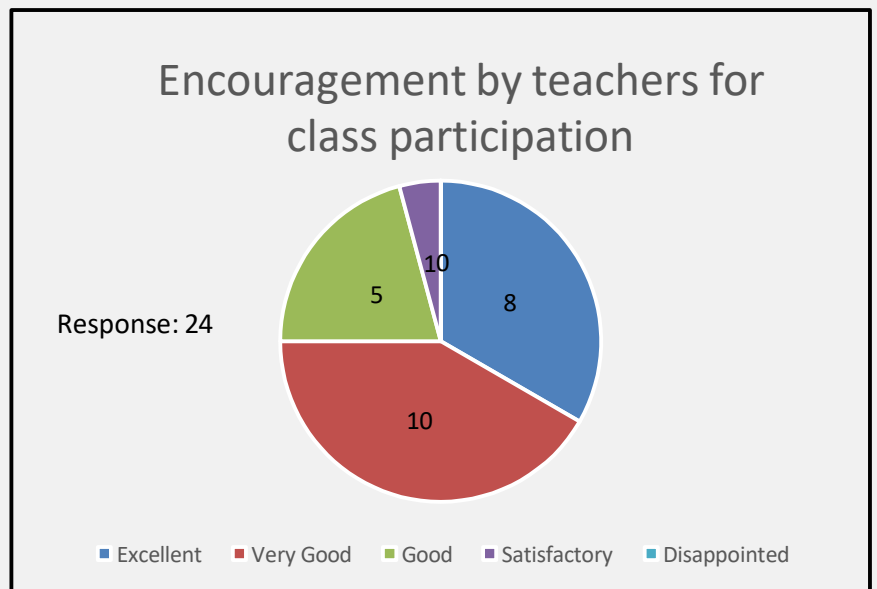
Excellent	6
Very Good	11
Good	6
Satisfactory	1
Disappointed	0
	24



100 % respondents were satisfied with the Learning Outcomes of the teaching by the Teacher.96% found it good. 75% of respondents awarded it very good and excellent.

10. Encouraging Class Participation:

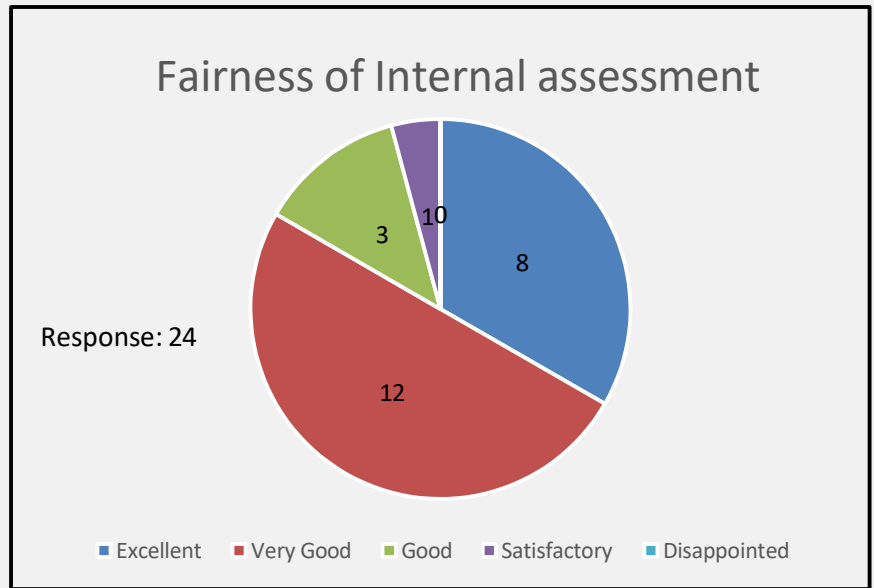
Excellent	8
Very Good	10
Good	5
Satisfactory	1
Disappointed	0
	24



100 % respondents were satisfied with the Encouragement for Class Participation by the Teacher.96% ranked it good. 75% of respondents placed it at very good and excellent.

11. Fairness in Internal Assessment:

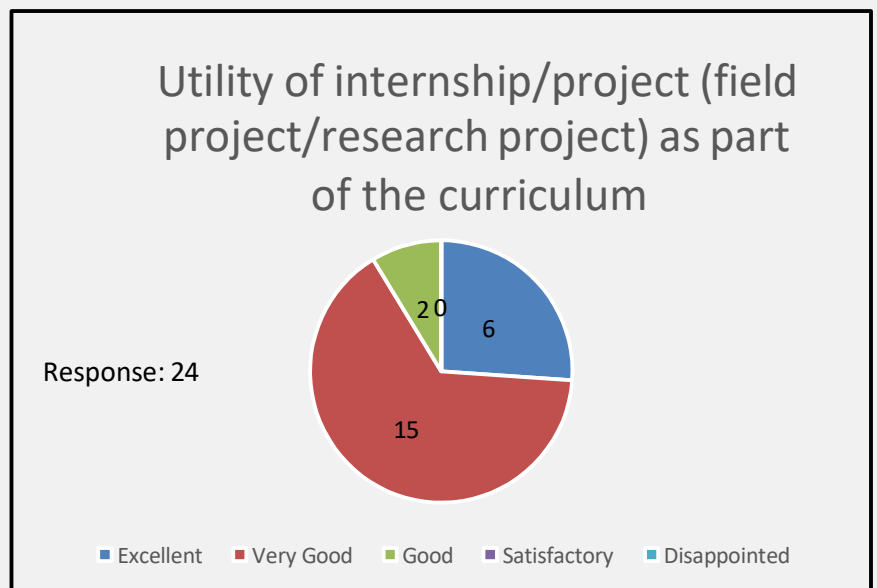
Excellent	8
Very Good	12
Good	3
Satisfactory	1
Disappointed	0
	24



100 % respondents were satisfied with the Fairness in Internal Assessment .96 % graded it good. 83% of respondents rated it very good and excellent.

12. Internship / Project as part of the curriculum:

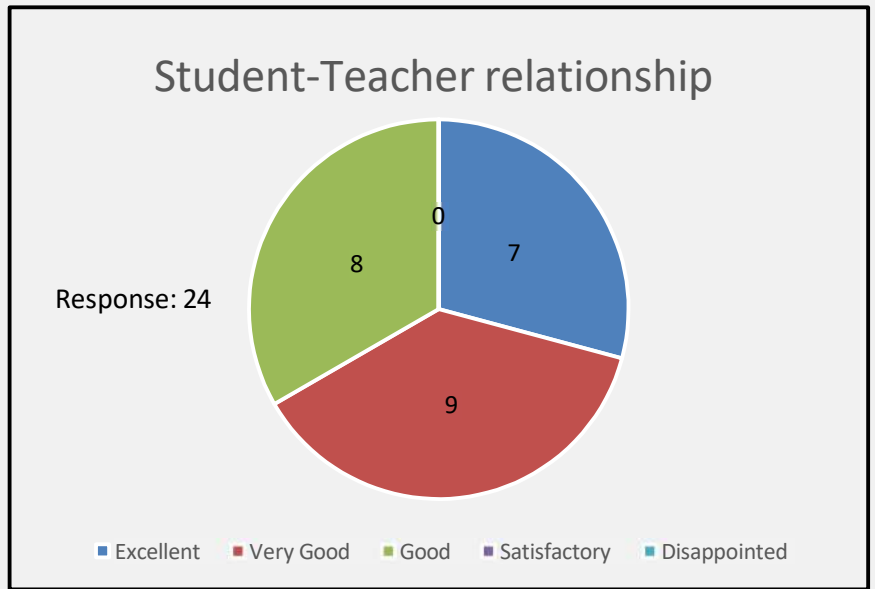
Excellent	6
Very Good	15
Good	2
Satisfactory	0
Disappointed	0
	23



100 % respondents labeled the utilization of internship/project as part of the curriculum as good. 91% of the respondents allocated very good and excellent.

13. Student Teacher Relationship:

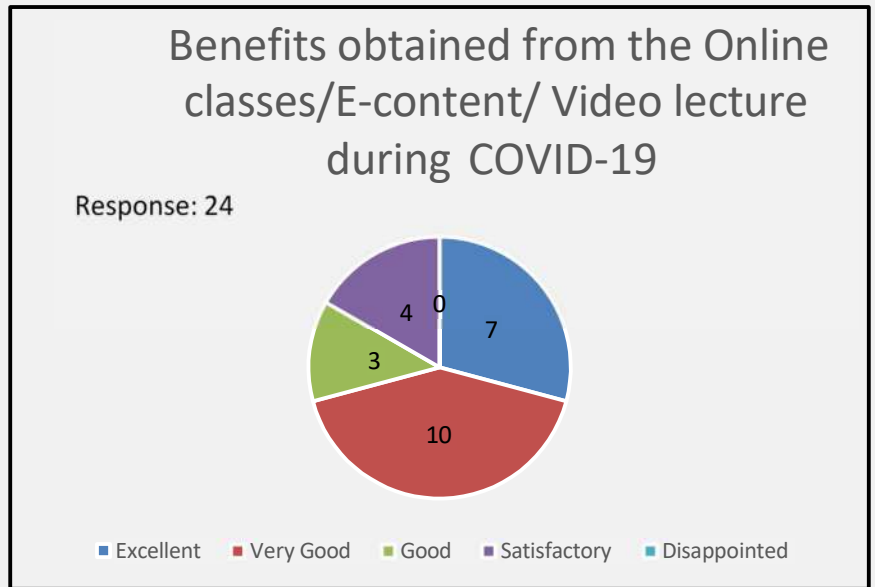
Excellent	7
Very Good	9
Good	8
Satisfactory	0
Disappointed	0
	24



100 % respondents valued their relationship with the teacher as good. 67% of the respondents allocated very good and excellent.

14. Beneficiality of the online Lectures and content during Covid-19:

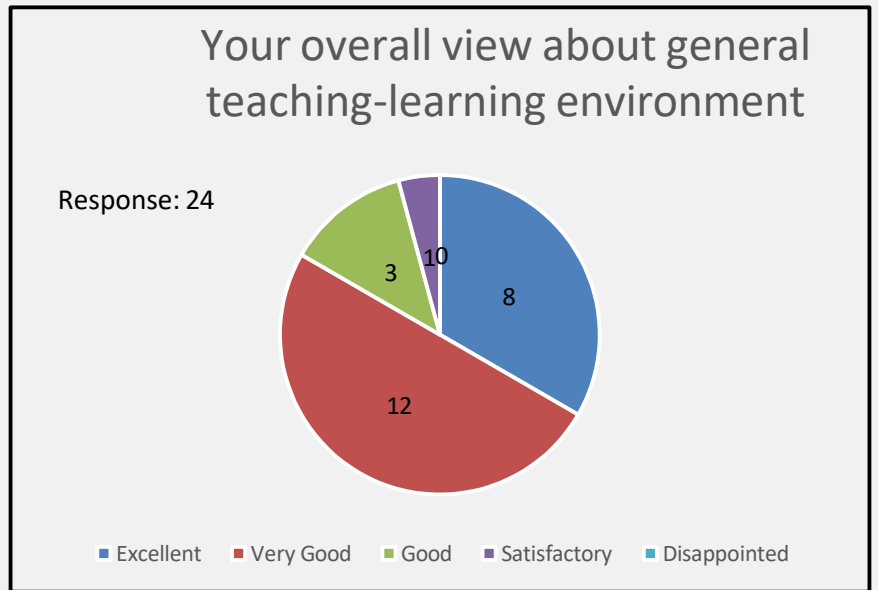
Excellent	7
Very Good	10
Good	3
Satisfactory	4
Disappointed	0
	24



100 % respondents found the online Lectures and content provided by the Teacher during Covid-19 satisfactory. 83% ranked it good and above. 71% of respondents awarded very good and excellent.

15. Overall Teaching Learning Environment:

Excellent	8
Very Good	12
Good	3
Satisfactory	1
Disappointed	0
	24



100 % respondents found the Overall Teaching Learning Environment of the Teacher’s class satisfactory.96% ranked it good and above. 83% of respondents awarded very good and excellent.

APPRAISAL: Excellent

100% respondents were satisfied in all the aspects of teaching evaluated. Above 92% of the respondents awarded good in almost all the categories assessed. Above 75% of the respondent rated very good and excellent in almost all the categories assessed.

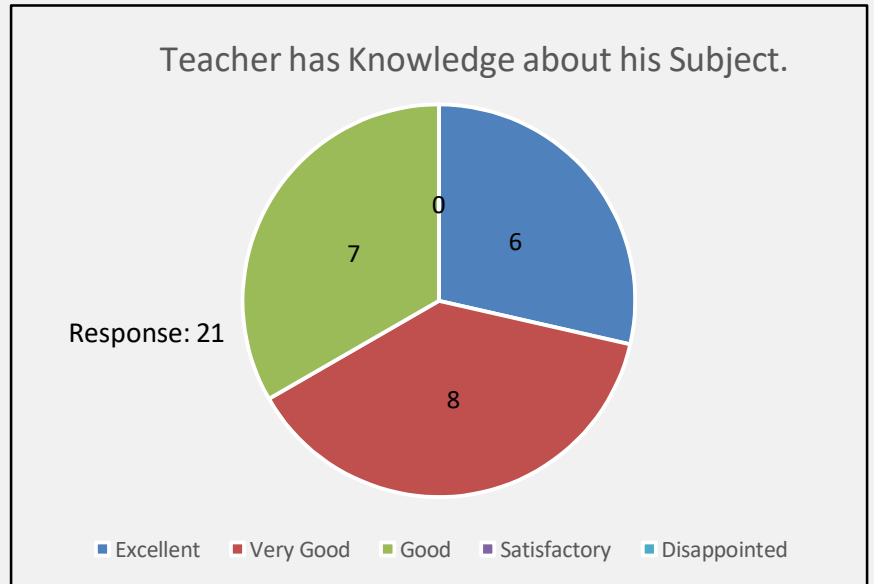
SUGGESTIONS: The Assessee may like to further his relationship with the students along with accessibility outside the classroom.

Department of Mathematics

Name of Teacher: Dr. Yogita

1. Subject knowledge:

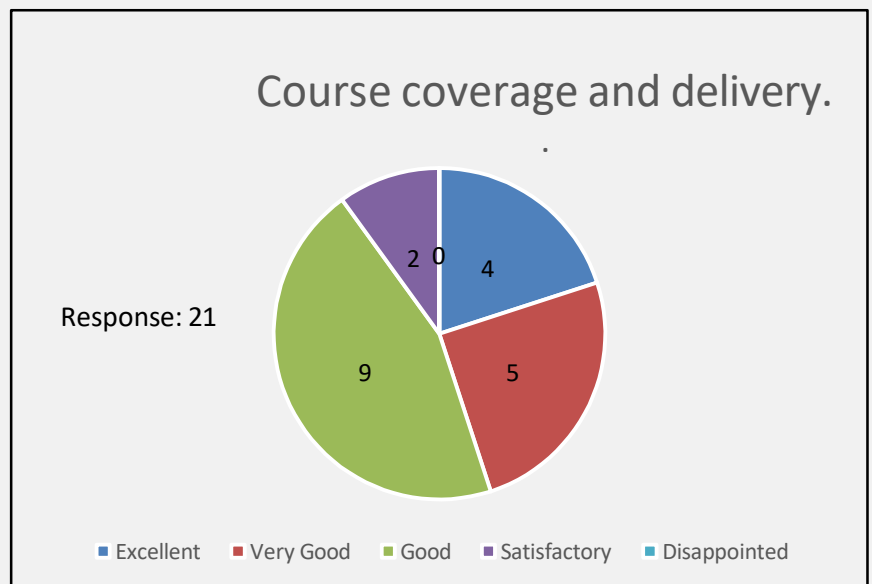
Excellent	6
Very Good	8
Good	7
Satisfactory	0
Disappointed	0
	21



100% of respondents found the teacher's subject knowledge to be good and above. 67% awarded it very good and excellent.

2. Course coverage and delivery:

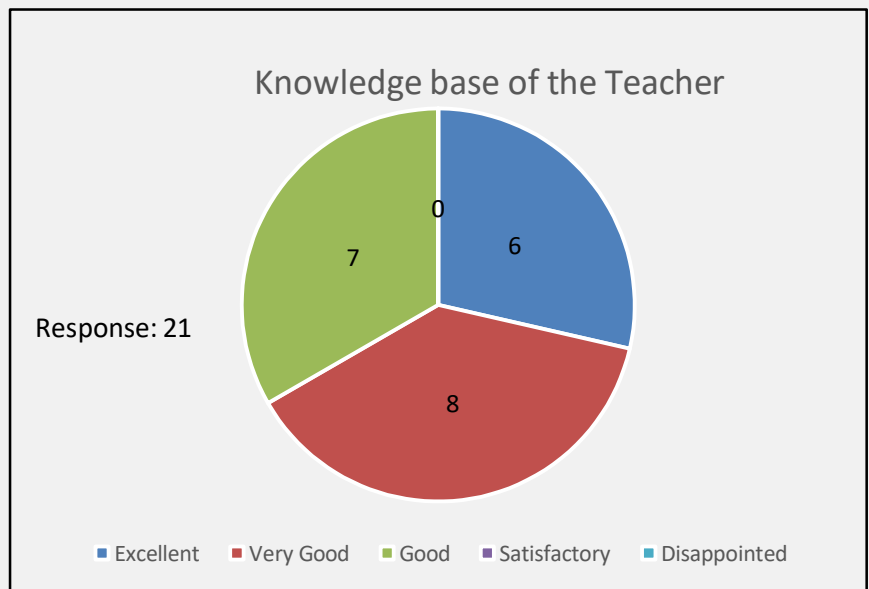
Excellent	4
Very Good	5
Good	9
Satisfactory	2
Disappointed	0
	20



100 % respondents were satisfied with the course coverage and delivery by the teacher. 90% of the respondents ranked it good and above. 45% placed it at very good and excellent.

3. Knowledge Base:

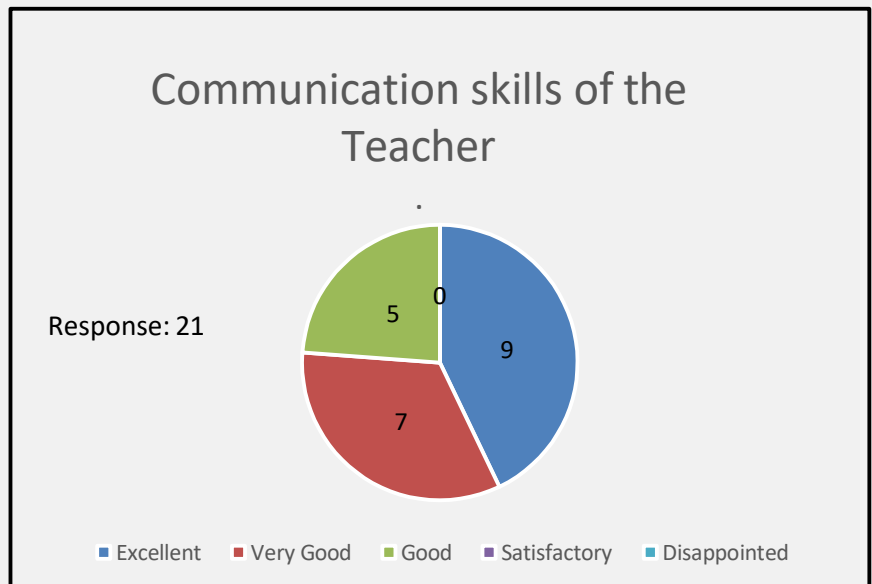
Excellent	6
Very Good	8
Good	7
Satisfactory	0
Disappointed	0
	21



100% of respondents believed that the teacher has good knowledge base. 67% awarded it very good and excellent.

4. Communication Skills:

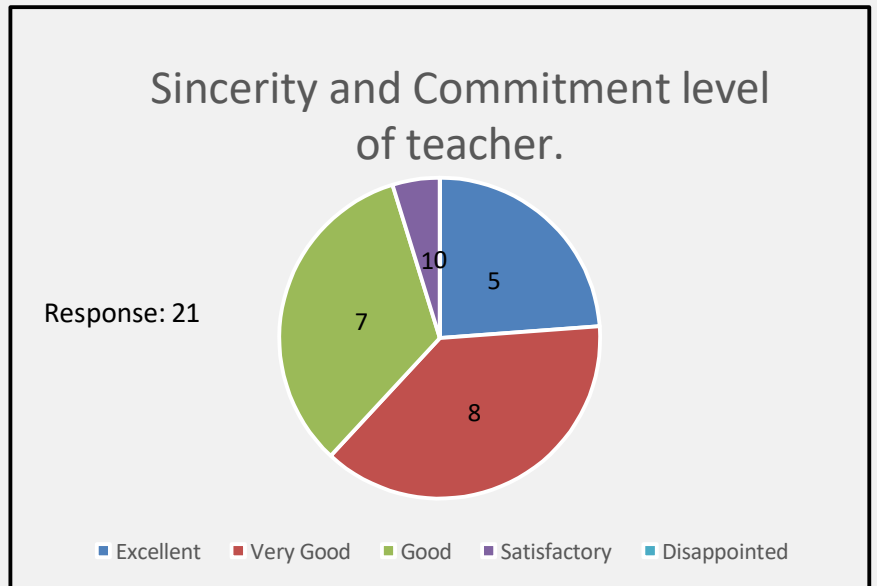
Excellent	9
Very Good	7
Good	5
Satisfactory	0
Disappointed	0
	21



100% of respondents reported the teacher to have good communication skills. 76% awarded it very good and excellent.

5. Sincerity and Commitment level:

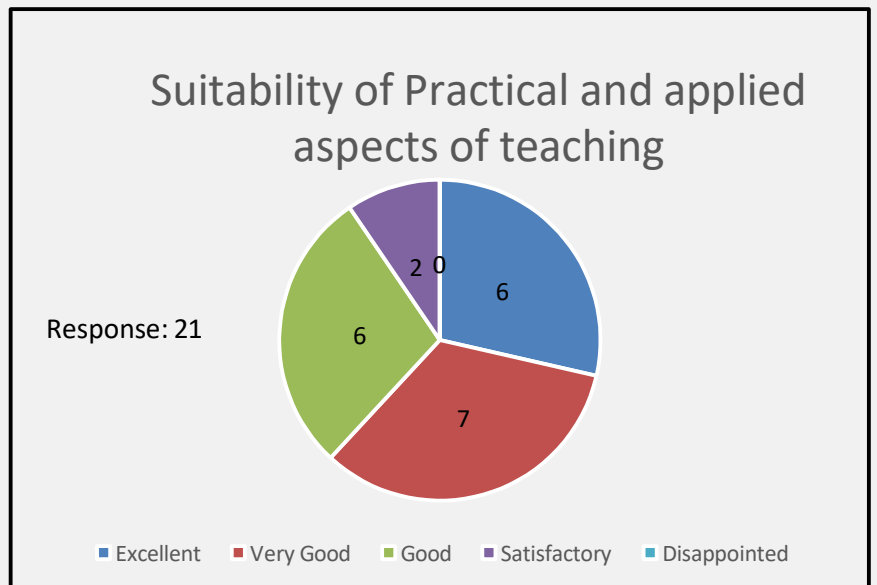
Excellent	5
Very Good	8
Good	7
Satisfactory	1
Disappointed	0
	21



100 % respondents were satisfied with Sincerity and Commitment level of the Teacher. 95% allocated good and above. 62% of respondents labeled very good and excellent.

6. Applied Aspects of Teaching:

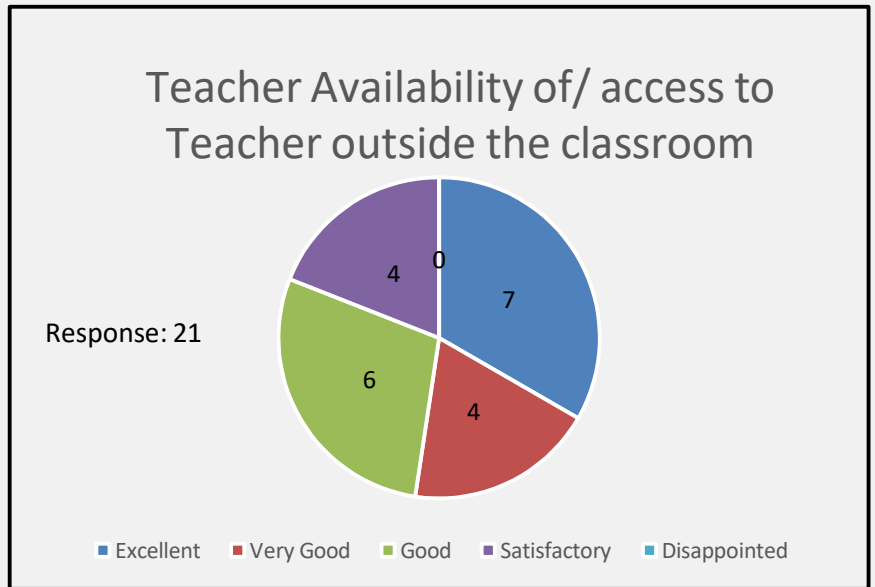
Excellent	6
Very Good	7
Good	6
Satisfactory	2
Disappointed	0
	21



100 % respondents were satisfied with Applied Aspects of Teaching of the Teacher. 90% rated it good and above. 62% of respondents graded it very good and excellent.

7. Off Classroom Accessibility:

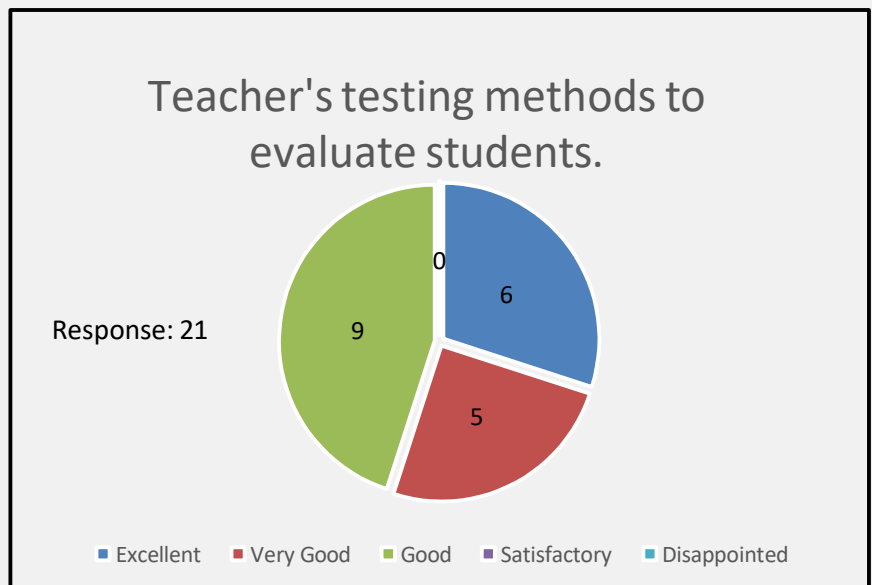
Excellent	7
Very Good	4
Good	6
Satisfactory	4
Disappointed	0
	21



100 % respondents were satisfied with Off Classroom Accessibility of the Teacher. 81% placed it good and above. 52% of respondents ranked it very good and excellent.

8. Evaluation Methods:

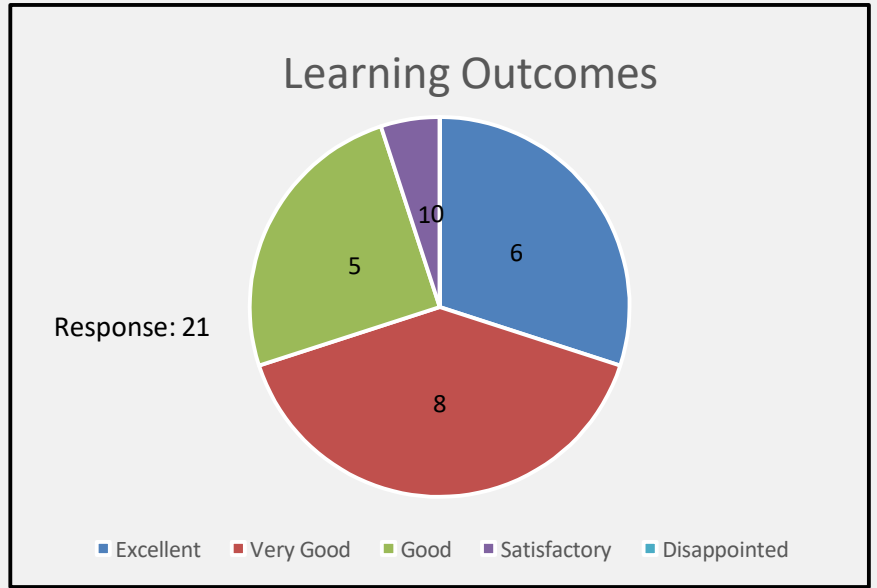
Excellent	6
Very Good	5
Good	9
Satisfactory	0
Disappointed	0
	20



100 % respondents awarded good to the Evaluation Methods used by the Teacher. 55% of respondents found it very good and excellent.

9. Learning Outcomes:

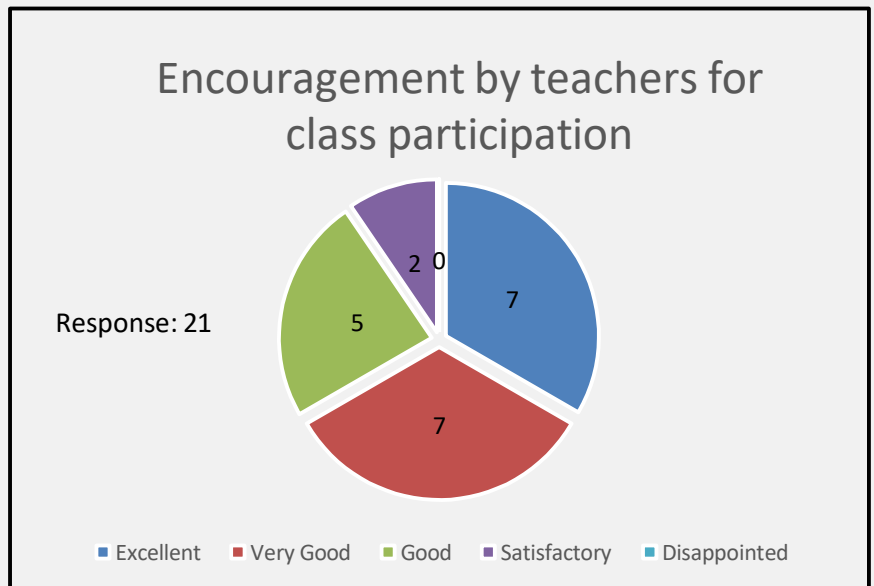
Excellent	6
Very Good	8
Good	5
Satisfactory	1
Disappointed	0
	20



100 % respondents were satisfied with the Learning Outcomes of the teaching by the Teacher.95% found it good and above. 70% of respondents awarded it very good and excellent.

10. Encouraging Class Participation:

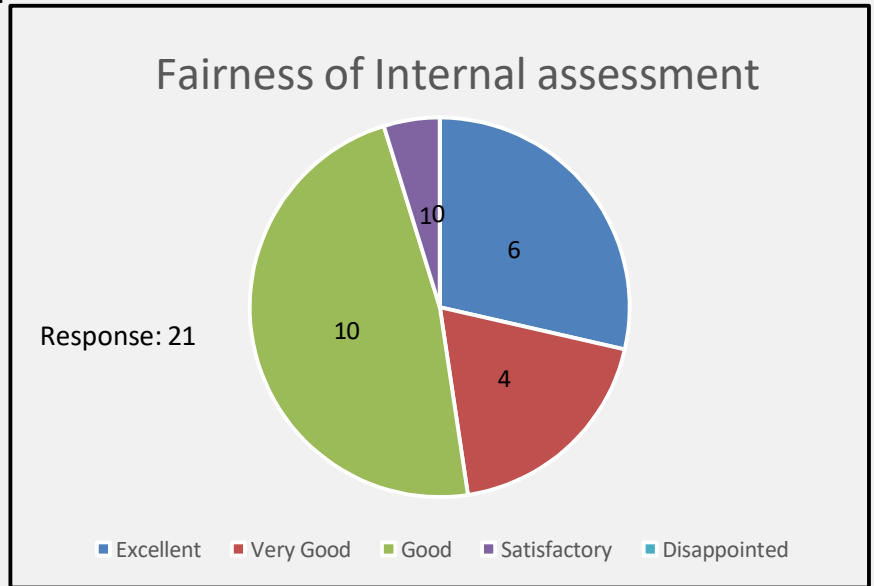
Excellent	7
Very Good	7
Good	5
Satisfactory	2
Disappointed	0
	21



100 % respondents were satisfied with the Encouragement for Class Participation by the Teacher.90% ranked it good and above. 67% of respondents placed it at very good and excellent.

11. Fairness in Internal Assessment:

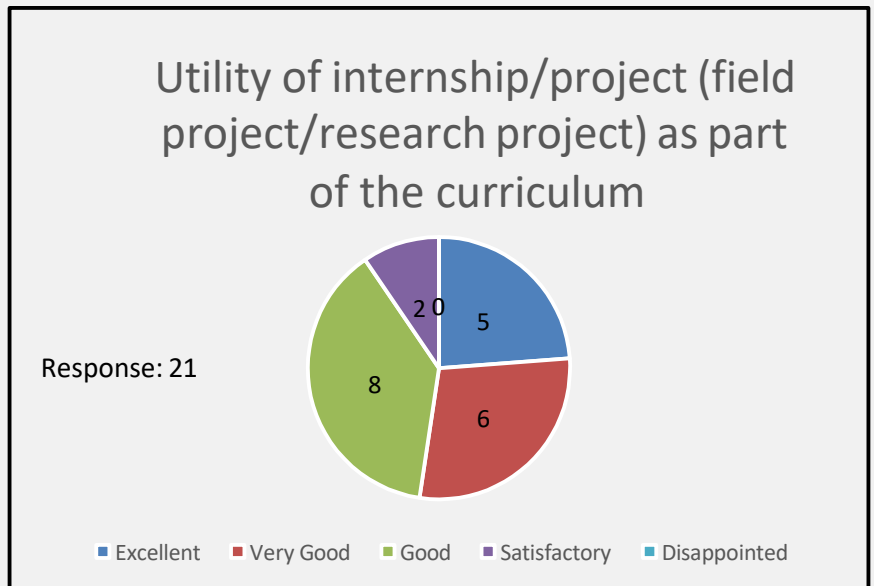
Excellent	6
Very Good	4
Good	10
Satisfactory	1
Disappointed	0
	21



100 % respondents were satisfied with the Fairness in Internal Assessment .95% graded it good and above. 48% of respondents rated it very good and excellent.

12. Internship / Project as part of the curriculum:

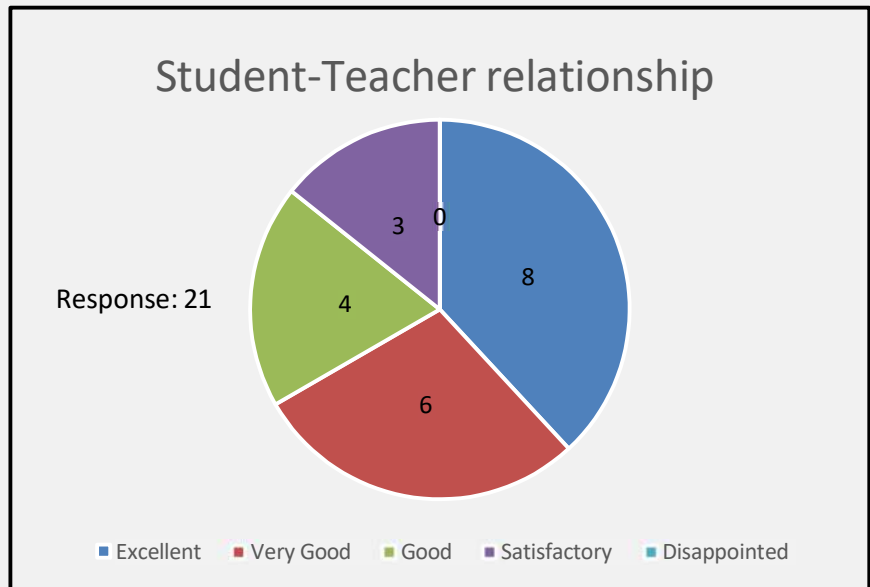
Excellent	5
Very Good	6
Good	8
Satisfactory	2
Disappointed	0
	21



100 % respondents were satisfied with the utilization of the Internship / Project by the Teacher as part of the curriculum. 90 % labeled it good and above. 52% of the respondents allocated very good and excellent.

13. Student Teacher Relationship:

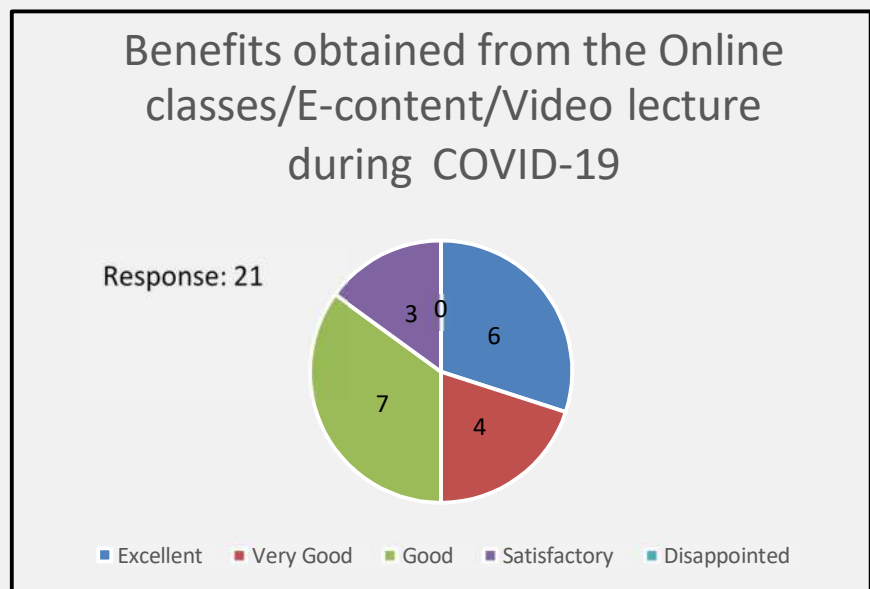
Excellent	8
Very Good	6
Good	4
Satisfactory	3
Disappointed	0
	21



100 % respondents were satisfied with their Relationship with the Teacher .86 % found it good and above. 67% of respondents awarded very good and excellent.

14. Beneficiality of the online Lectures and content during Covid-19:

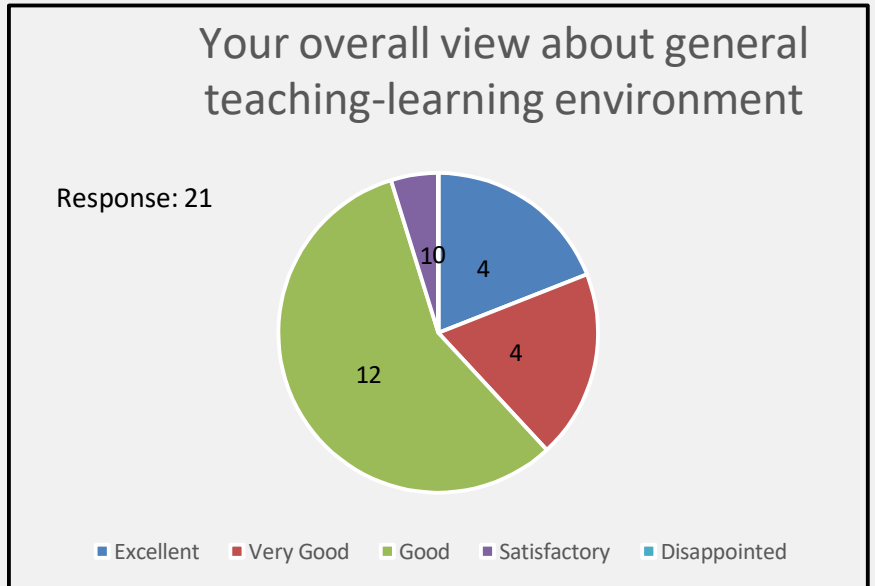
Excellent	6
Very Good	4
Good	7
Satisfactory	3
Disappointed	0
	20



100 % respondents found the online Lectures and content provided by the Teacher during Covid-19 satisfactory. 85 % ranked it good and above. 50% of respondents awarded very good and excellent.

15. Overall Teaching Learning Environment:

Excellent	4
Very Good	4
Good	12
Satisfactory	1
Disappointed	0
	21



100 % respondents found the Overall Teaching Learning Environment of the Teacher’s class satisfactory.95% ranked it good and above. 38% of respondents awarded very good and excellent.

APPRAISAL: Very Good

100% respondents were satisfied in all the aspects of teaching evaluated. Above 81% of the respondents awarded good in every category assessed. Above 62% of the respondent rated very good and excellent in majority of the categories assessed.

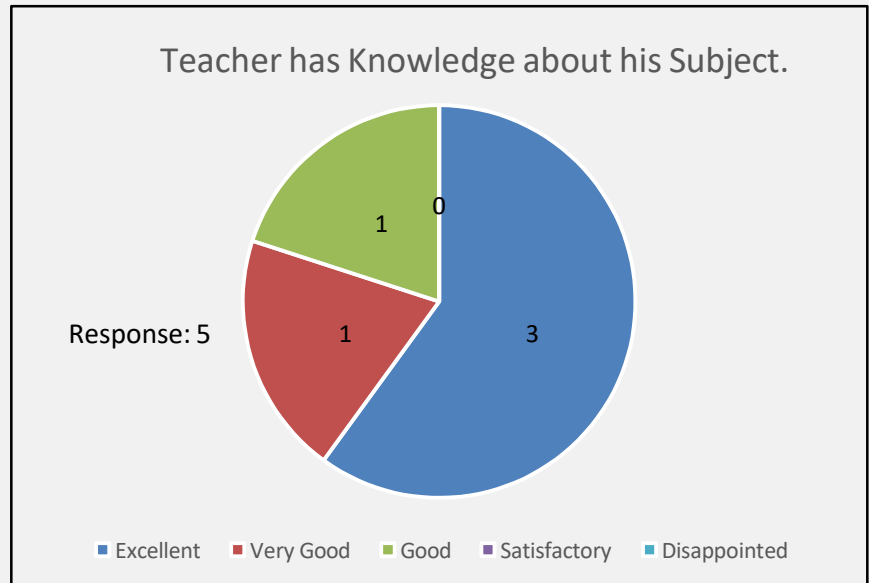
SUGGESTIONS: The Assessee can improve the E content and the fairness in internal assessment.

Department of Botany

Name of Teacher: Dr. Urmila Rana

1. Subject knowledge:

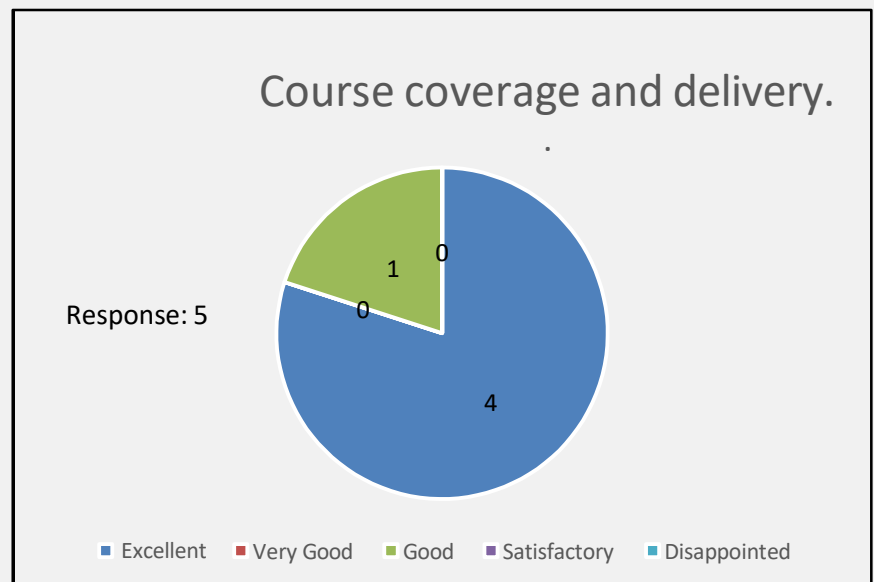
Excellent	3
Very Good	1
Good	1
Satisfactory	0
Disappointed	0
	5



100 % respondents ranked the Teacher's subject knowledge as good. 80% of respondents awarded very good and excellent.

2. Course coverage and delivery:

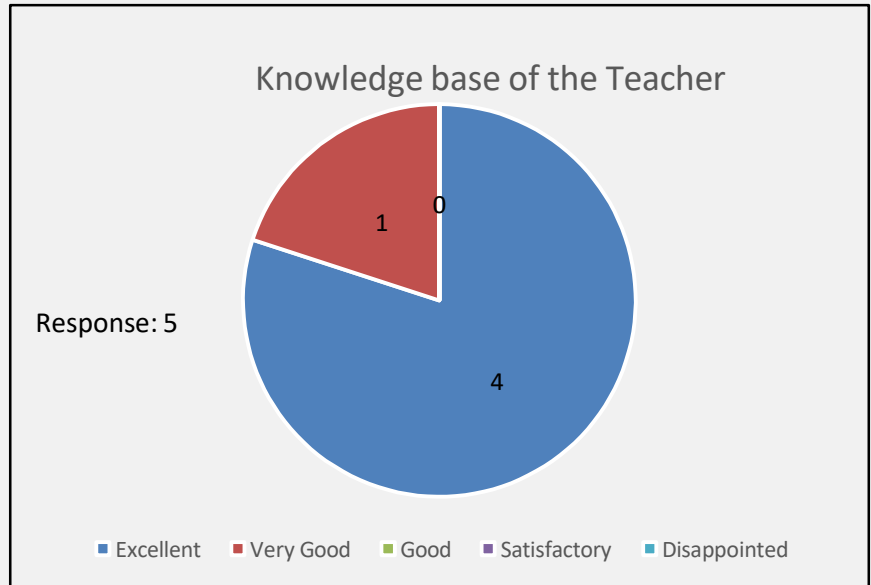
Excellent	4
Very Good	0
Good	1
Satisfactory	0
Disappointed	0
	5



100 % respondents ranked Teacher's Course coverage and delivery good. 80% of respondents awarded excellent.

3. Knowledge Base:

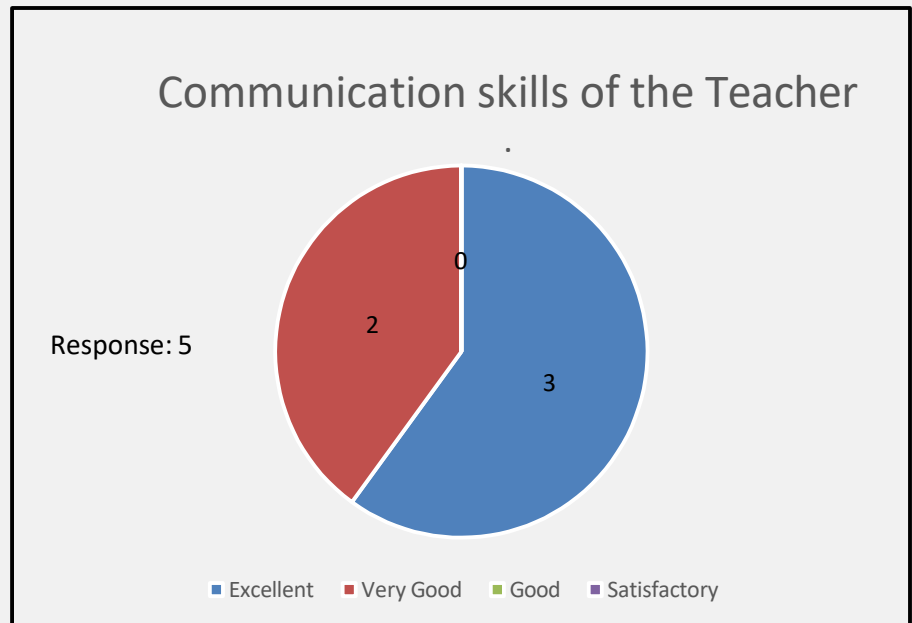
Excellent	4
Very Good	1
Good	0
Satisfactory	0
Disappointed	0
	5



100% of the respondents believe the teacher to have very good knowledge base and 80 % rated it excellent.

4. Communication Skills:

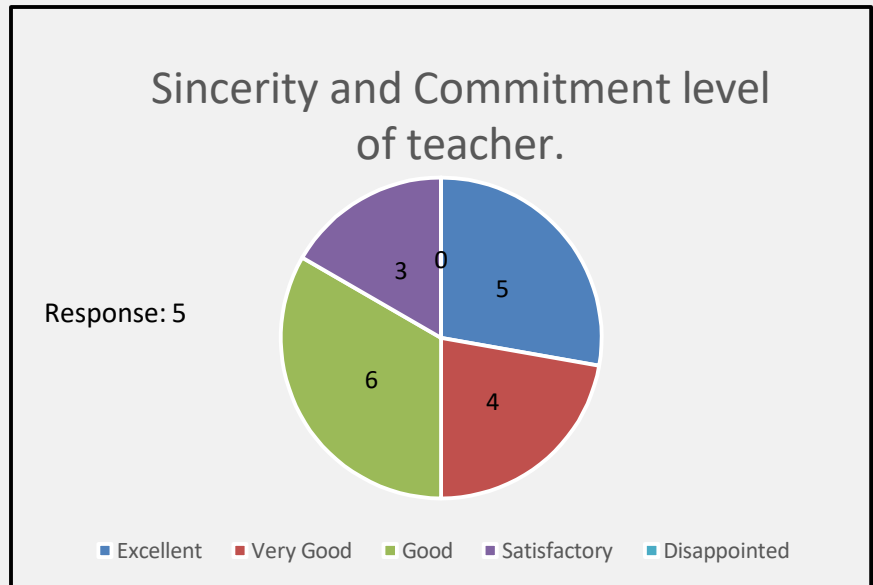
Excellent	3
Very Good	2
Good	0
Satisfactory	0
Disappointed	0
	5



100% of the respondents reported that the teacher has very good communication skill, and 60 % awarded excellent to it.

5. Sincerity and Commitment level:

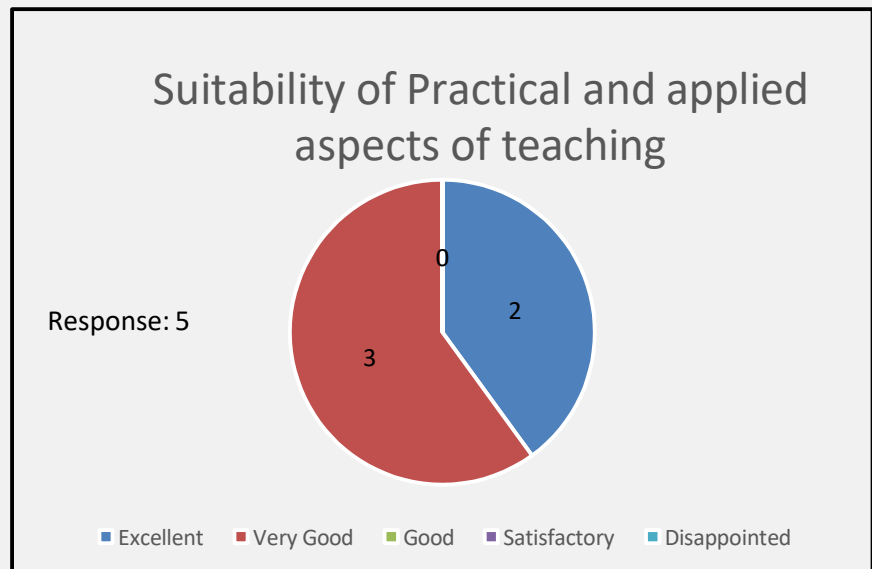
Excellent	3
Very Good	2
Good	0
Satisfactory	0
Disappointed	0
	5



100% of the respondents found the teacher to have very good sincerity and commitment level and 60 % marked it excellent.

6. Applied Aspects of Teaching:

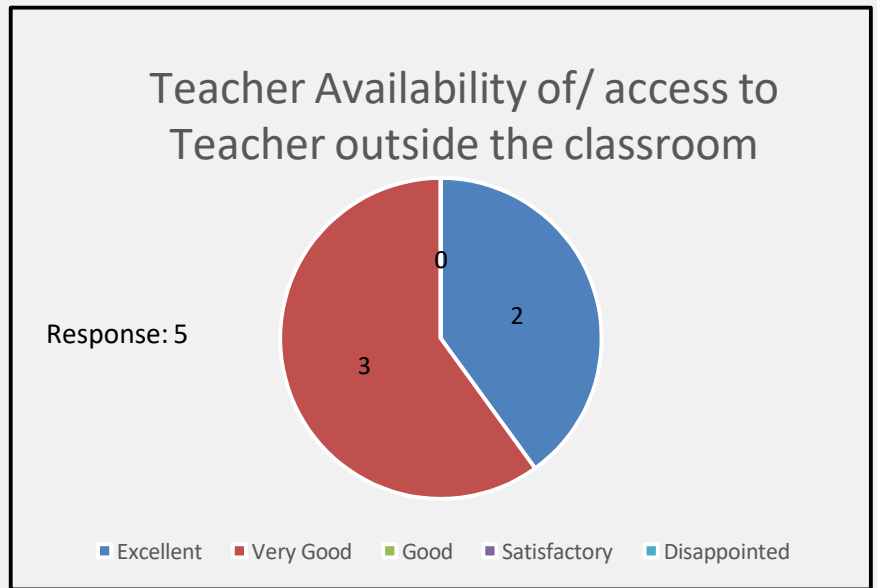
Excellent	2
Very Good	3
Good	0
Satisfactory	0
Disappointed	0
	5



100% of the respondents rated the applied aspect of teaching as very good and 40 % labeled it excellent.

7. Off Classroom Accessibility:

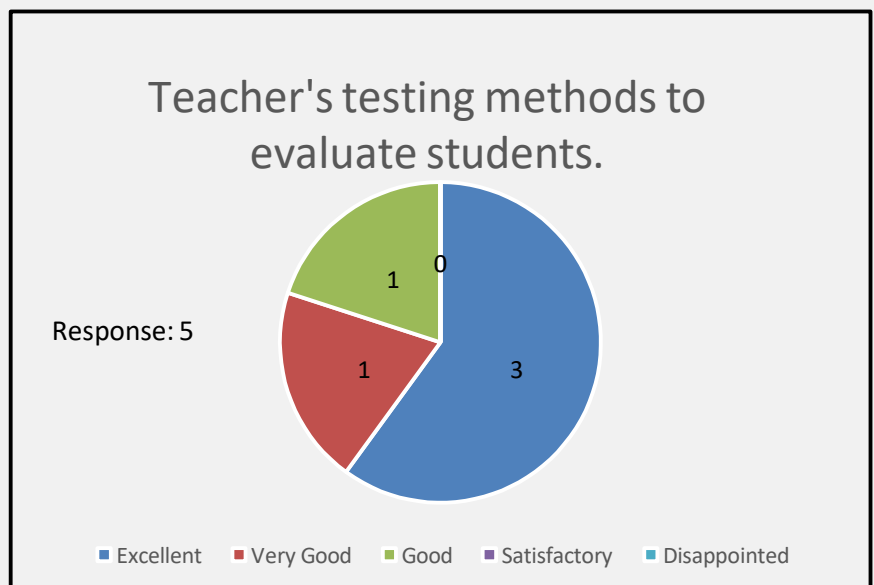
Excellent	2
Very Good	3
Good	0
Satisfactory	0
Disappointed	0
	5



100% of the respondents found the teacher's accessibility outside the classroom to be very good and 40 % excellent.

8. Evaluation Methods:

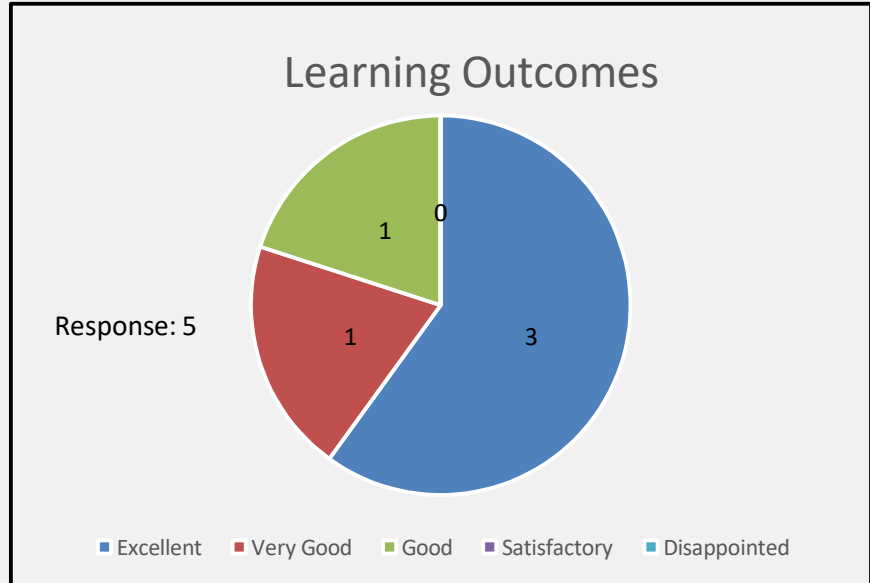
Excellent	3
Very Good	1
Good	1
Satisfactory	0
Disappointed	0
	5



100% of the respondents graded the evolution method use by the teacher as good and 80 % found them very good and excellent.

9. Learning Outcomes:

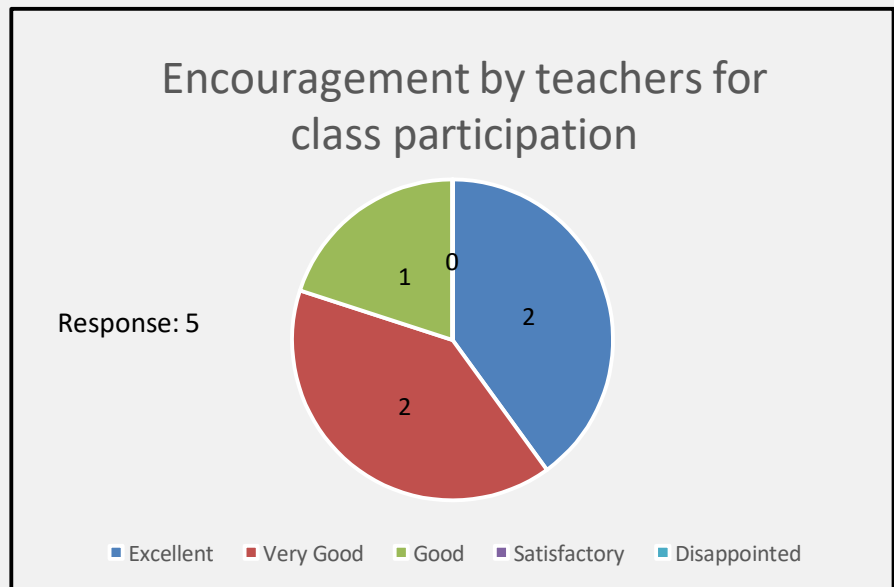
Excellent	3
Very Good	1
Good	1
Satisfactory	0
Disappointed	0
	5



100% of the respondents graded learning outcomes as good and 80 % found them very good and excellent.

10. Encouraging Class Participation:

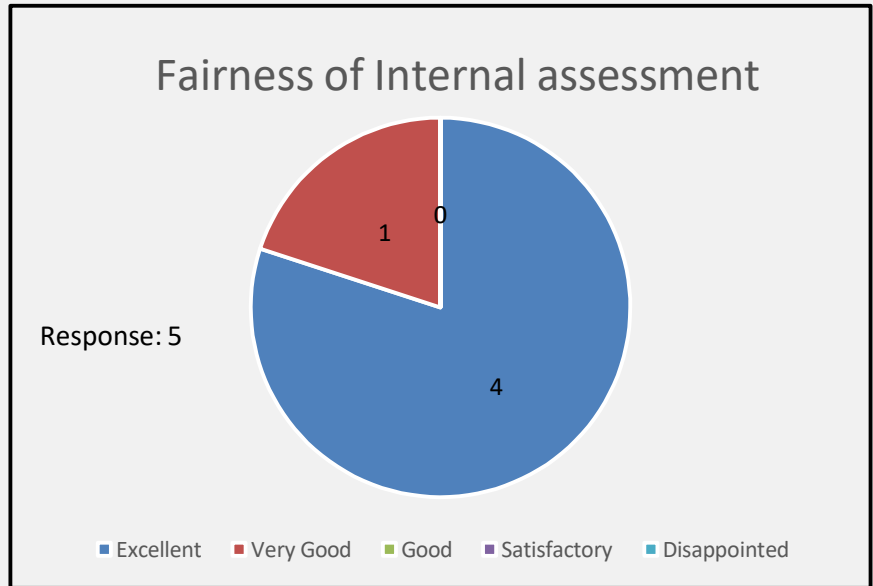
Excellent	2
Very Good	2
Good	1
Satisfactory	0
Disappointed	0
	5



100% of the respondents found the teacher good in encouraging the student for class participation and 80 % found her very good and excellent.

11. Fairness in Internal Assessment:

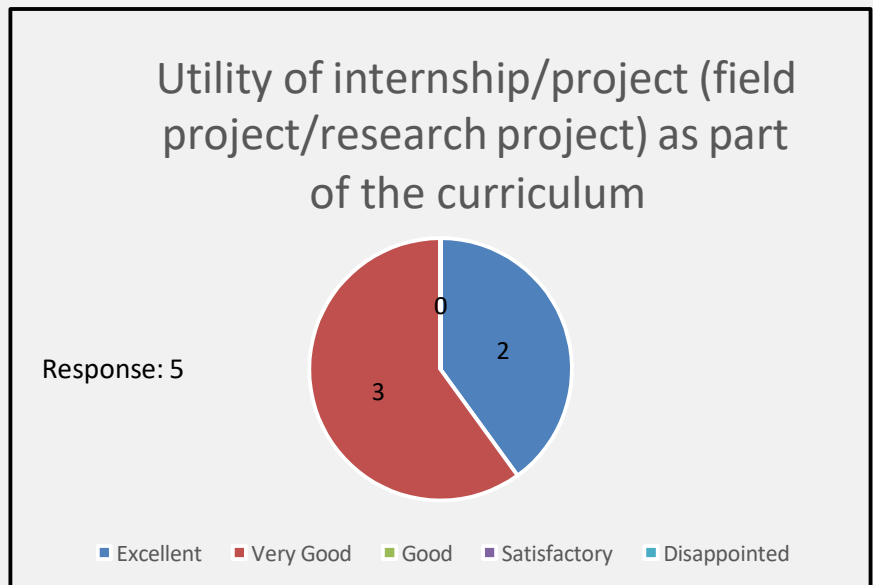
Excellent	4
Very Good	1
Good	0
Satisfactory	0
Disappointed	0
	5



100% of the respondents believed the teacher to be very good in fairness and internal assessment and 80 % found her excellent.

12. Internship / Project as part of the curriculum:

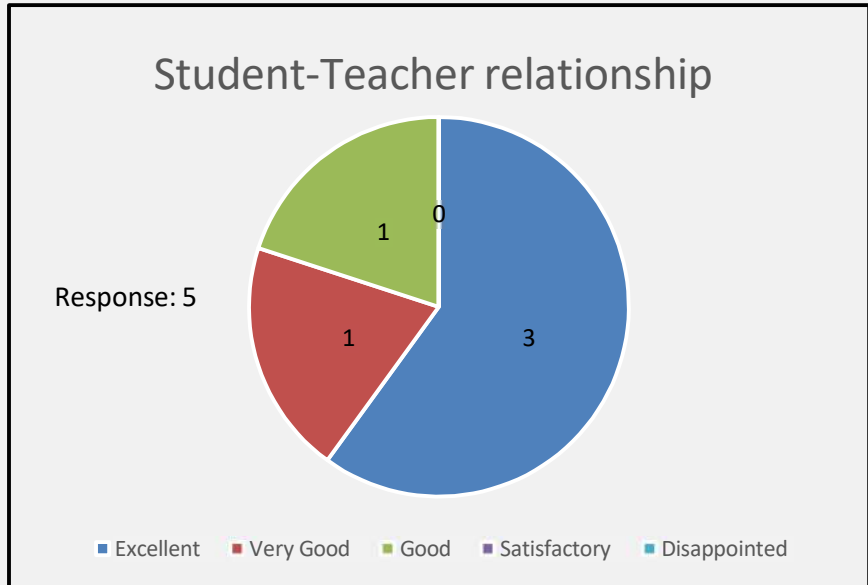
Excellent	2
Very Good	3
Good	0
Satisfactory	0
Disappointed	0
	5



100% of the respondents reported the teacher to be very good in utilization of internship/project as part of the curriculum and 40 % her excellent.

13. Student Teacher Relationship:

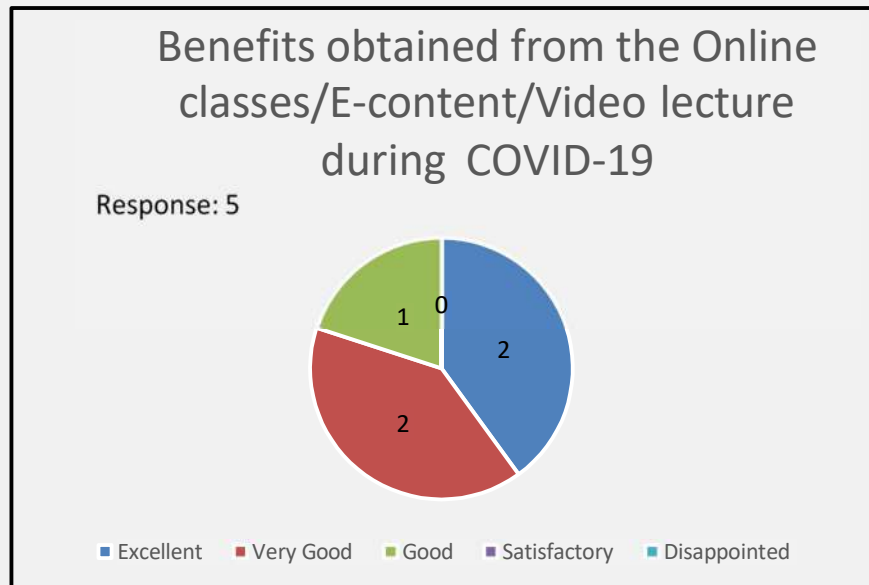
Excellent	3
Very Good	1
Good	1
Satisfactory	0
Disappointed	0
	5



100% of the respondents valued their relationship with the teacher to be good and 80 % found it very good and excellent.

14. Beneficiality of the online Lectures and content during Covid-19:

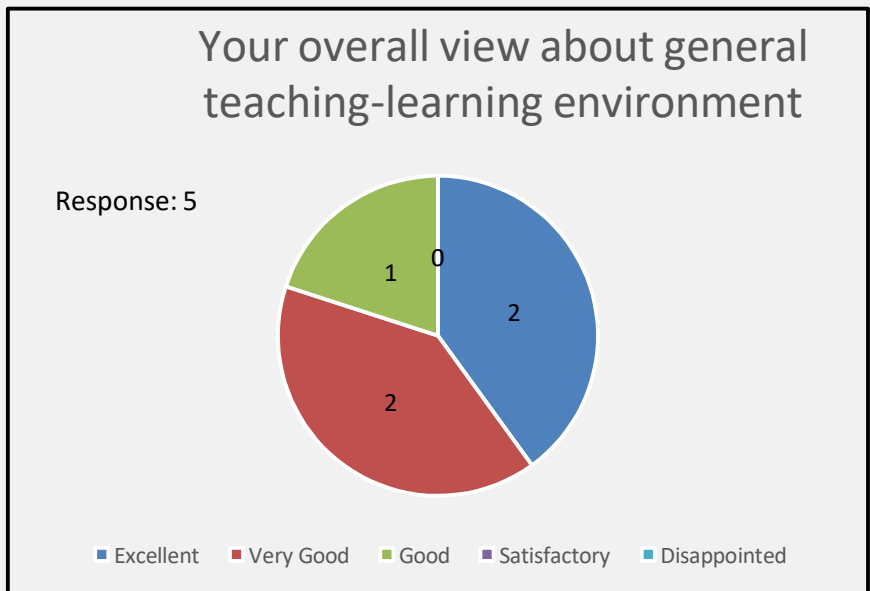
Excellent	2
Very Good	2
Good	1
Satisfactory	0
Disappointed	0
	5



100% of the respondents graded the online lectures and E-content provided by the teacher during the Covid-19 to be good and 80 % found it very good and excellent.

15. Overall Teaching Learning Environment:

Excellent	2
Very Good	2
Good	1
Satisfactory	0
Disappointed	0
	5



100% of the respondents found the overall teaching learning environment good and 80 % found it very good and excellent.

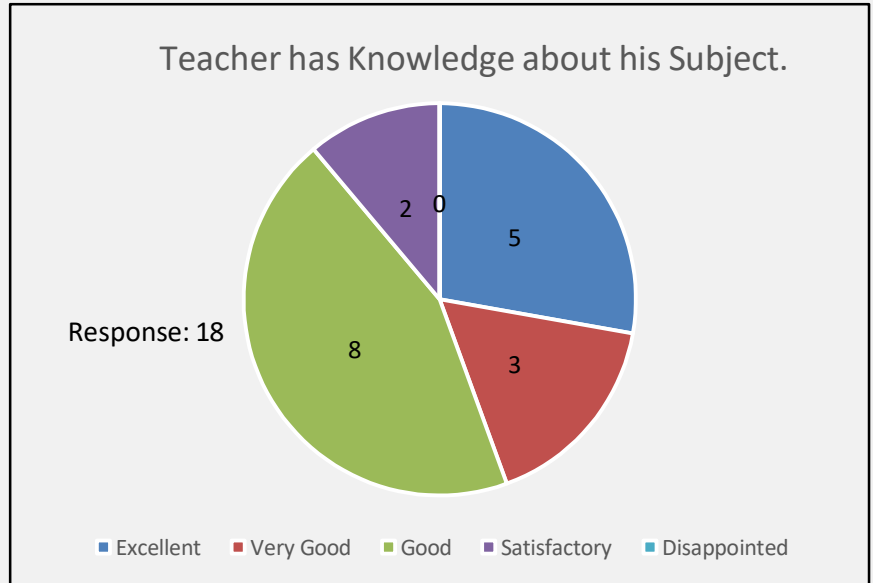
APPRAISAL: Sample size too small to be assessed.

Department of Mathematics

Name of Teacher: Dr. Tripti Dixit

1. Subject knowledge:

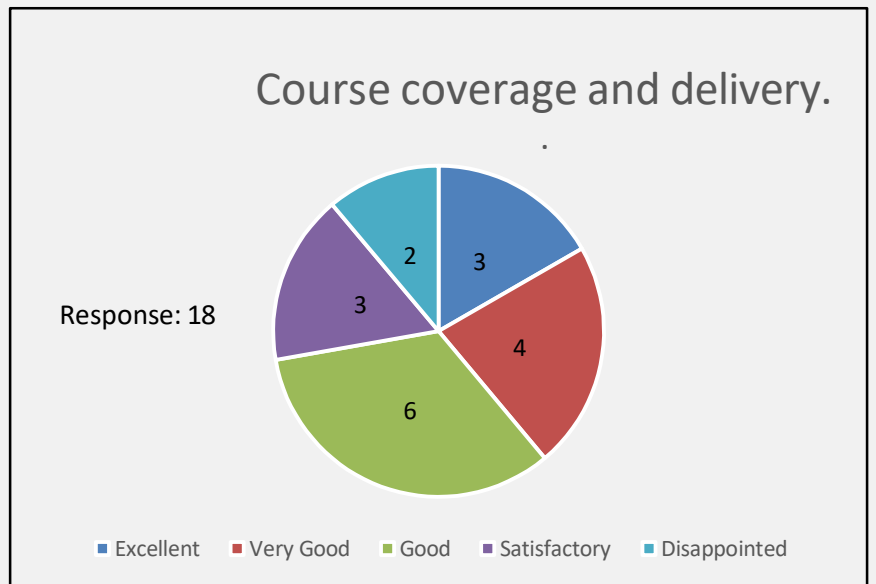
Excellent	5
Very Good	3
Good	8
Satisfactory	2
Disappointed	0
	18



100 % respondents were satisfied with the Teacher’s subject knowledge. 89% of the respondents found it to be good and above. 44% of respondents awarded very good and excellent.

2. Course coverage and delivery:

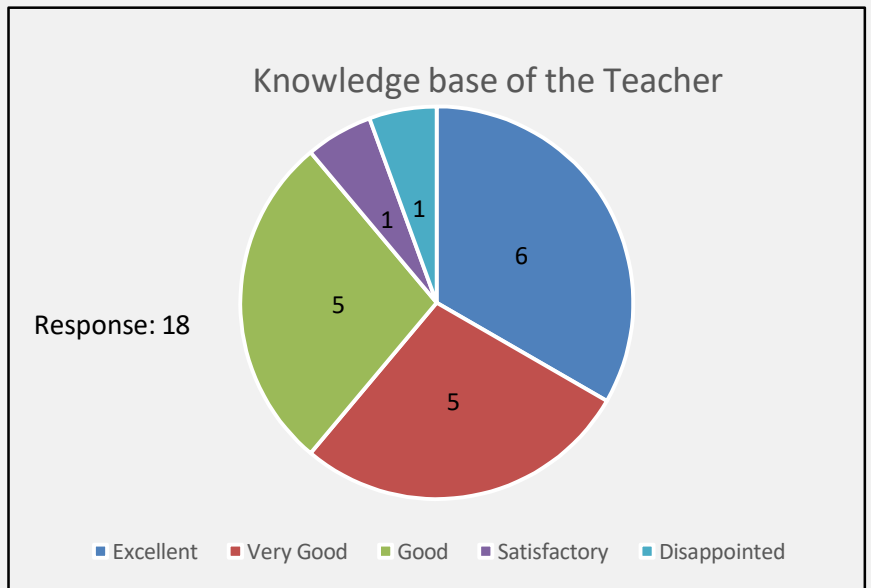
Excellent	3
Very Good	4
Good	6
Satisfactory	3
Disappointed	2
	18



89 % respondents were satisfied with the course coverage and delivery. 72% of the respondents ranked it good and above. More than 39% placed it at very good and excellent.

3. Knowledge Base:

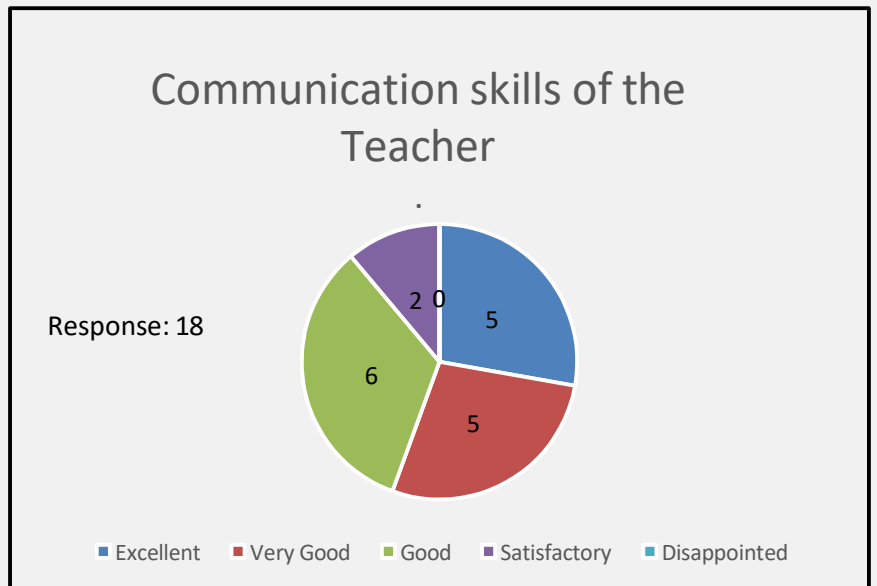
Excellent 6
 Very Good 5
 Good 5
 Satisfactory 1
 Disappointed 1
 18



94% respondents were satisfied with the knowledge base of the Teacher. 89% graded it good. More than 61% of respondents rated it very good and excellent.

4. Communication Skills:

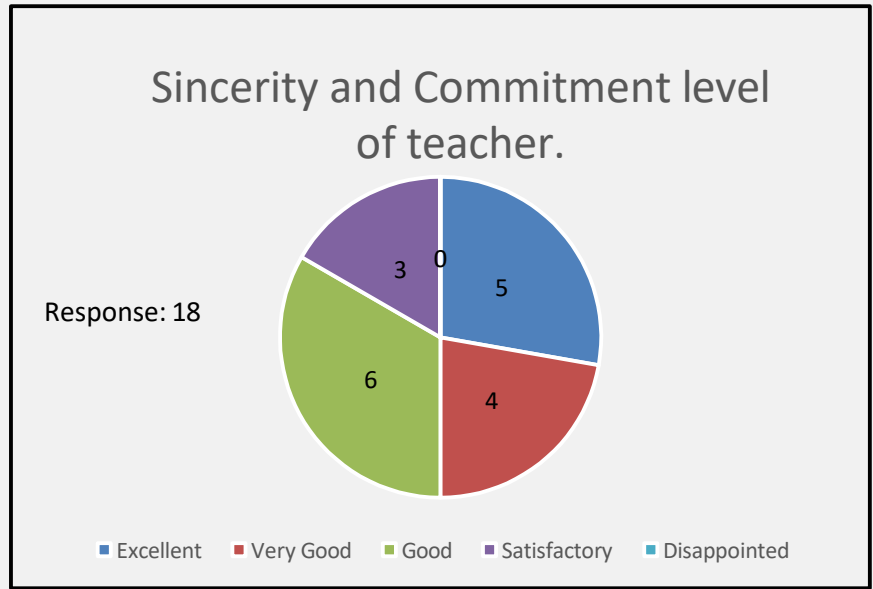
Excellent 5
 Very Good 5
 Good 6
 Satisfactory 2
 Disappointed 0
 18



100 % respondents were satisfied with the Communication Skills of the Teacher. 89% labeled it good and above. 56% of respondents allocated very good and excellent.

5. Sincerity and Commitment level:

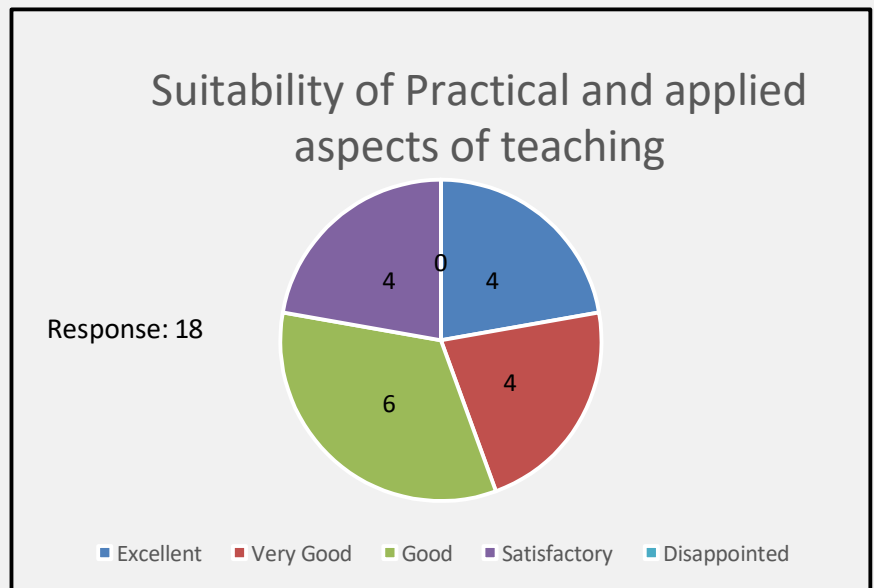
Excellent	5
Very Good	4
Good	6
Satisfactory	3
Disappointed	0
	18



100 % respondents were satisfied with Sincerity and Commitment level of the Teacher. 83% allocated good and above. 50% of respondents labeled very good and excellent.

6. Applied Aspects of Teaching:

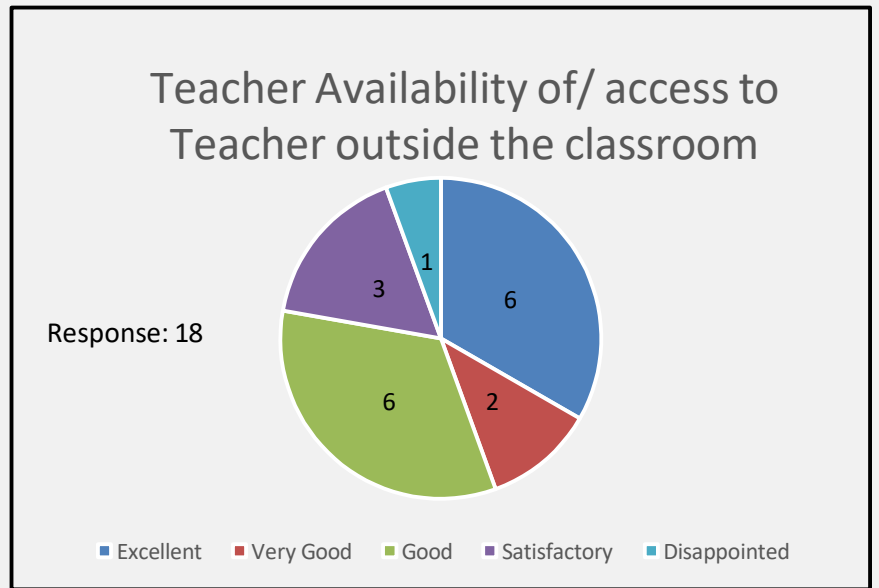
Excellent	4
Very Good	4
Good	6
Satisfactory	4
Disappointed	0
	18



100 % respondents were satisfied with Applied Aspects of Teaching of the Teacher. 78% rated it good and above. 44% of respondents graded it very good and excellent.

7. Off Classroom Accessibility:

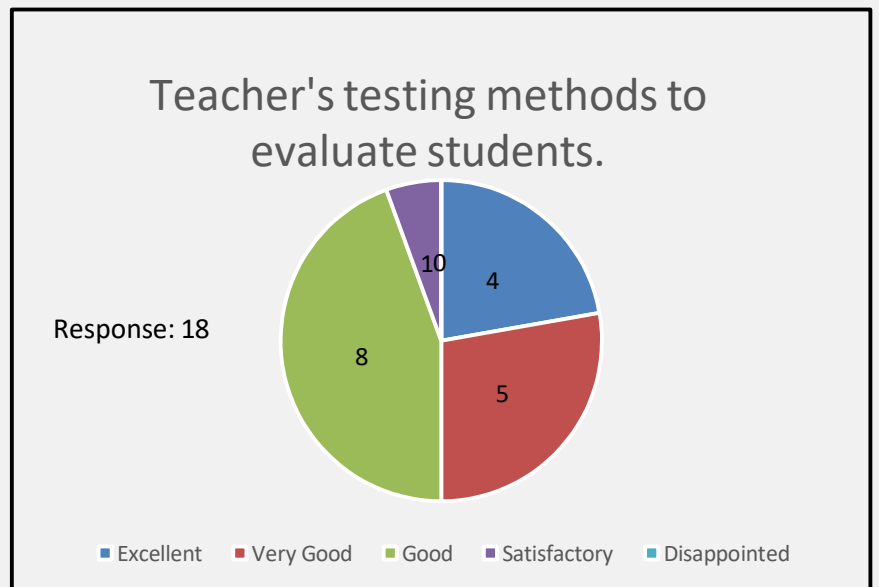
Excellent	6
Very Good	2
Good	6
Satisfactory	3
Disappointed	1
	18



94% respondents were satisfied with Off Classroom Accessibility of the Teacher. 78% placed it good and above. 44% of respondents ranked it very good and excellent.

8. Evaluation Methods:

Excellent	4
Very Good	5
Good	8
Satisfactory	1
Disappointed	0
	18

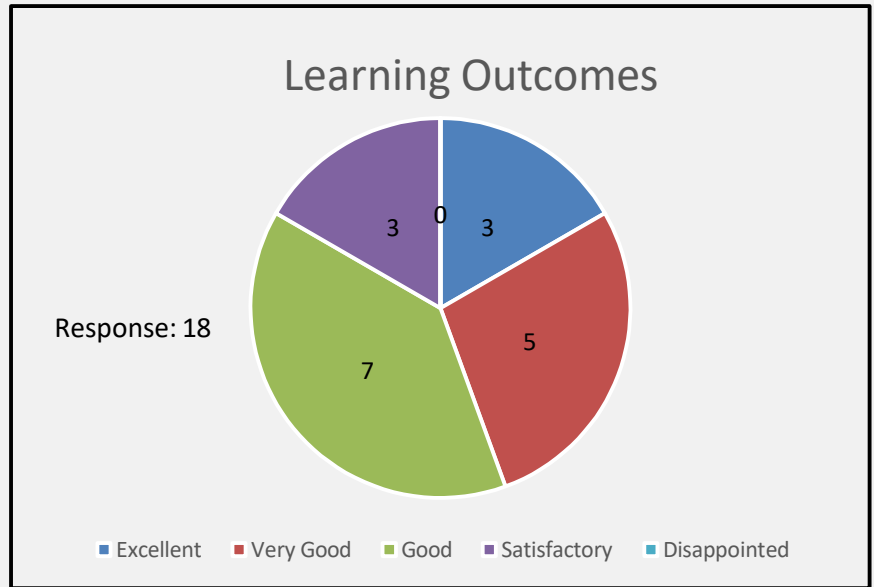


100 % respondents were satisfied with the Evaluation Methods used by of the Teacher. 94% awarded it good and above. 50% of respondents found it very good and excellent.

9. Learning Outcomes:

Excellent
 Very Good
 Good
 Satisfactory
 Disappointed

3
 5
 7
 3
 0
 18

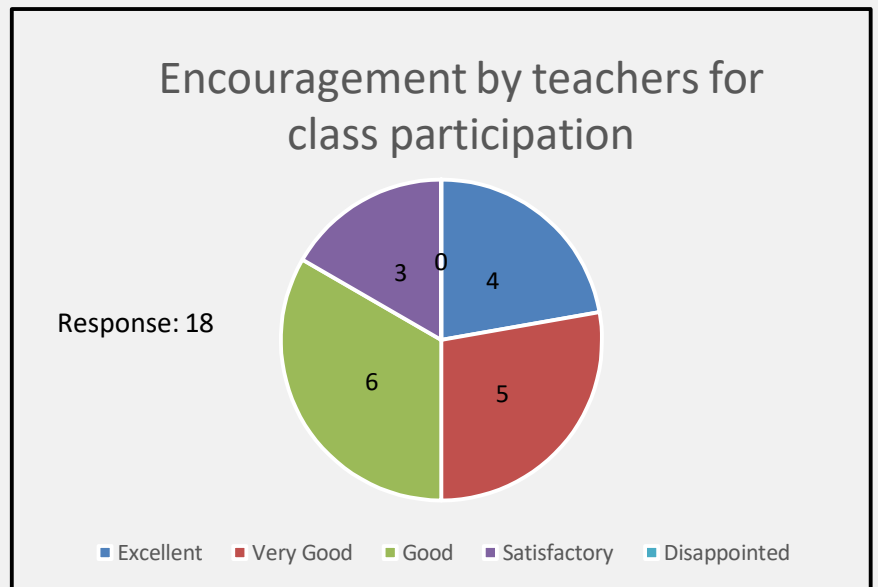


100 % respondents were satisfied with the Learning Outcomes of the teaching by the Teacher.83% found it good and above. 44% of respondents awarded it very good and excellent.

10. Encouraging Class Participation:

Excellent
 Very Good
 Good
 Satisfactory
 Disappointed

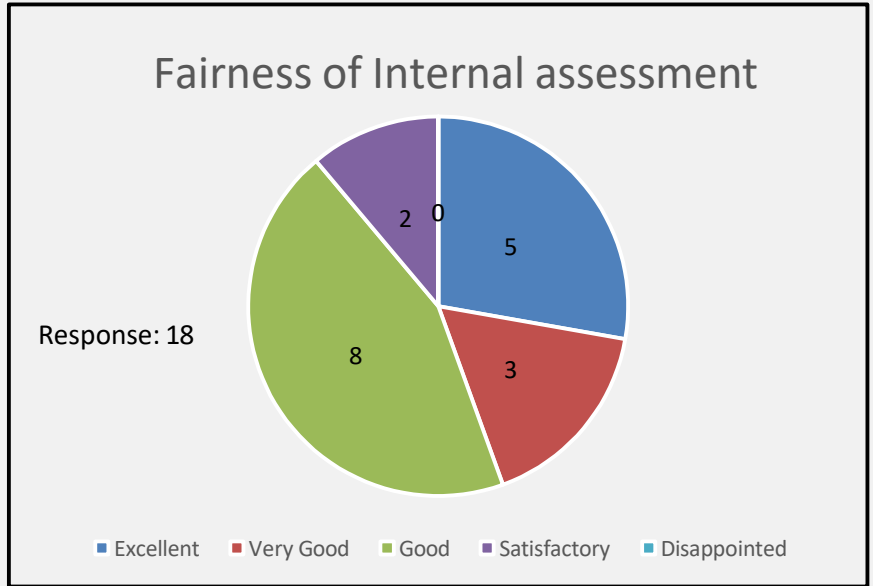
4
 5
 6
 3
 0
 18



100 % respondents were satisfied with the Encouragement for Class Participation by the Teacher.83 % ranked it good and above. 50% of respondents placed it at very good and excellent.

11. Fairness in Internal Assessment:

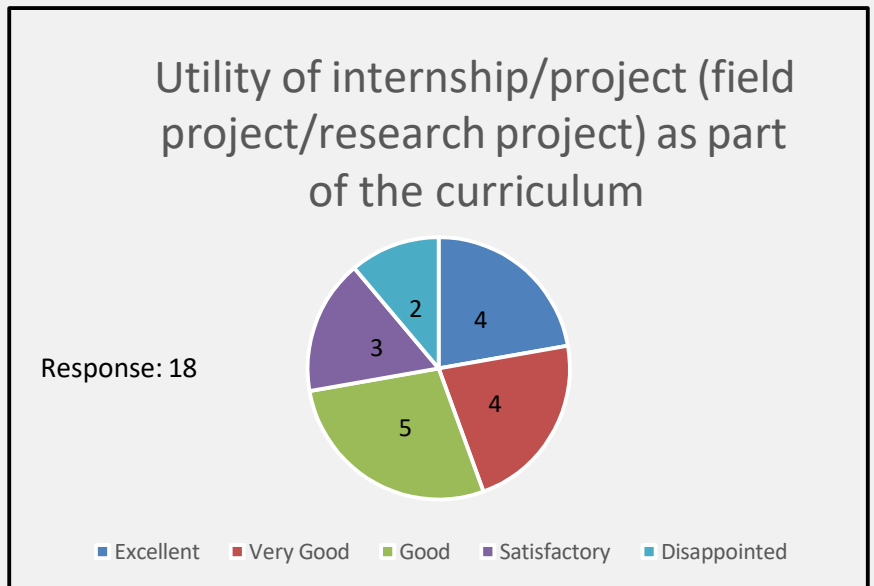
Excellent	5
Very Good	3
Good	8
Satisfactory	2
Disappointed	0
	18



100 % respondents were satisfied with the Fairness in Internal Assessment .89% graded it good and above. 44% of respondents rated it very good and excellent.

12. Internship / Project as part of the curriculum:

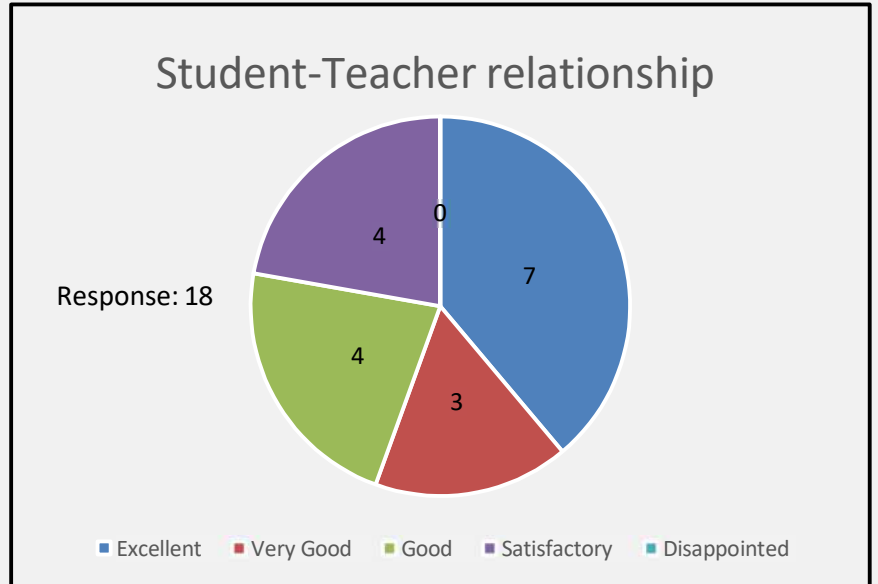
Excellent	4
Very Good	4
Good	5
Satisfactory	3
Disappointed	2
	18



89% respondents were satisfied with the utilization of the internship/project by the Teacher as part of the curriculum. 72 % labeled it good and above. 44% of the respondents allocated very good and excellent.

13. Student Teacher Relationship:

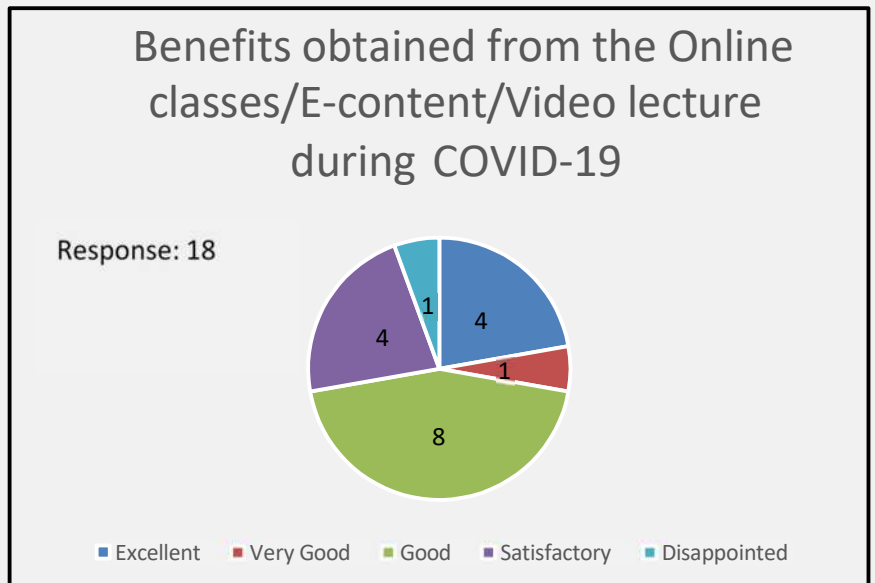
Excellent	7
Very Good	3
Good	4
Satisfactory	4
Disappointed	0
	18



100 % respondents were satisfied with their Relationship with the Teacher .78% found it good and above. 56% of respondents awarded very good and excellent.

14. Beneficiality of the online Lectures and content during Covid-19:

Excellent	4
Very Good	1
Good	8
Satisfactory	4
Disappointed	1
	18

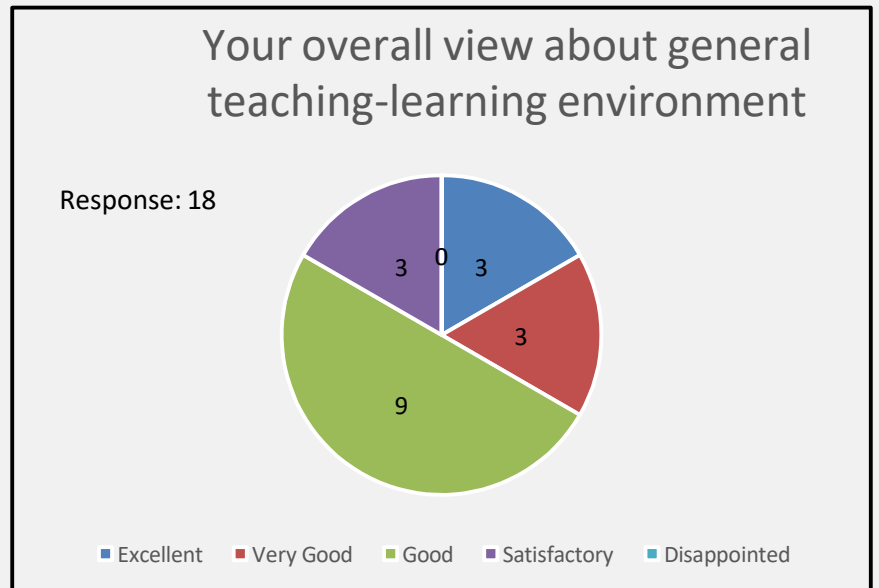


94% respondents found the online Lectures and content provided by the Teacher during Covid-19 satisfactory. 72 % ranked it good and above. 28% of respondents awarded very good and excellent.

15. Overall Teaching Learning Environment:

Excellent 3
Very Good 3
Good 9
Satisfactory 3
Disappointed 0

18



100 % respondents found the Overall Teaching Learning Environment of the Teacher's class satisfactory.83% ranked it good and above. 33% of respondents awarded very good and excellent.

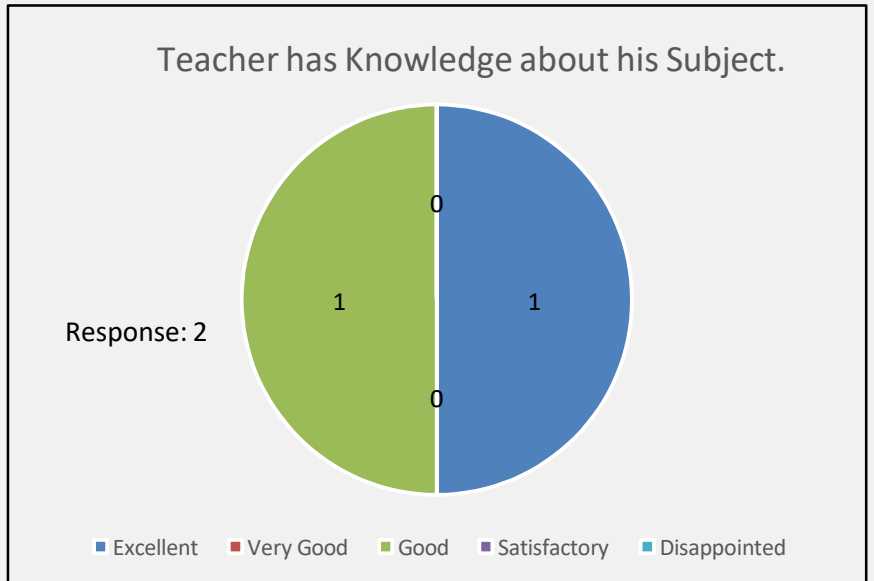
APPRAISAL: Sample size too small to be assessed

Department of Sociology

Name of Teacher: Dr. Surekha Ghildiyal

1. Subject knowledge:

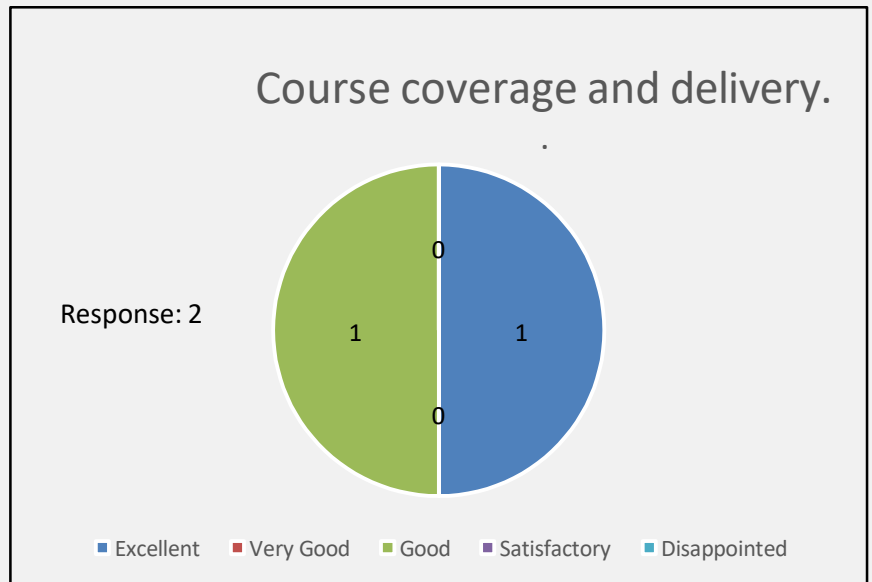
Excellent	1
Very Good	0
Good	1
Satisfactory	0
Disappointed	0
	2



100% of the respondents founded the Teacher’s subject knowledge good and 50 % found excellent.

2. Course coverage and delivery:

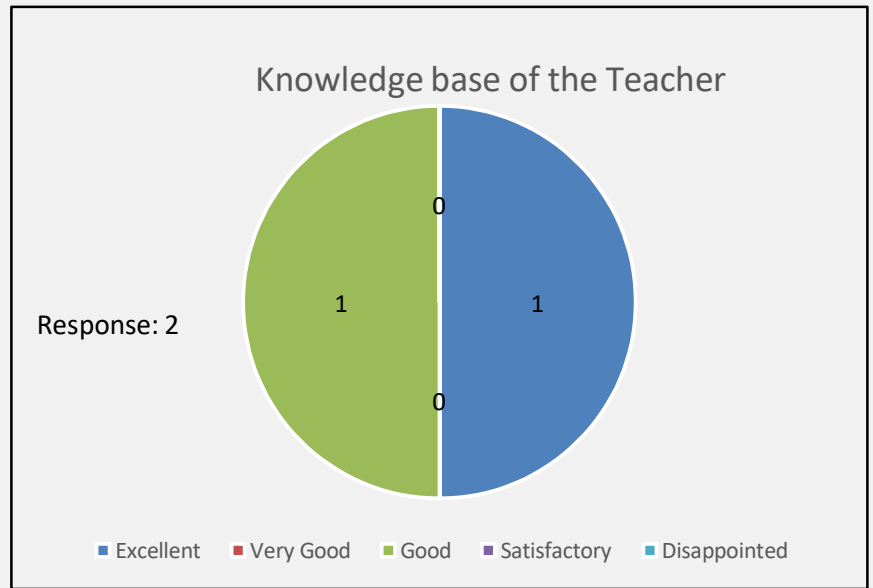
Excellent	1
Very Good	0
Good	1
Satisfactory	0
Disappointed	0
	2



100% of the respondents reported the course coverage and delivery by the Teacher to be good and 50 % found excellent.

3. Knowledge Base:

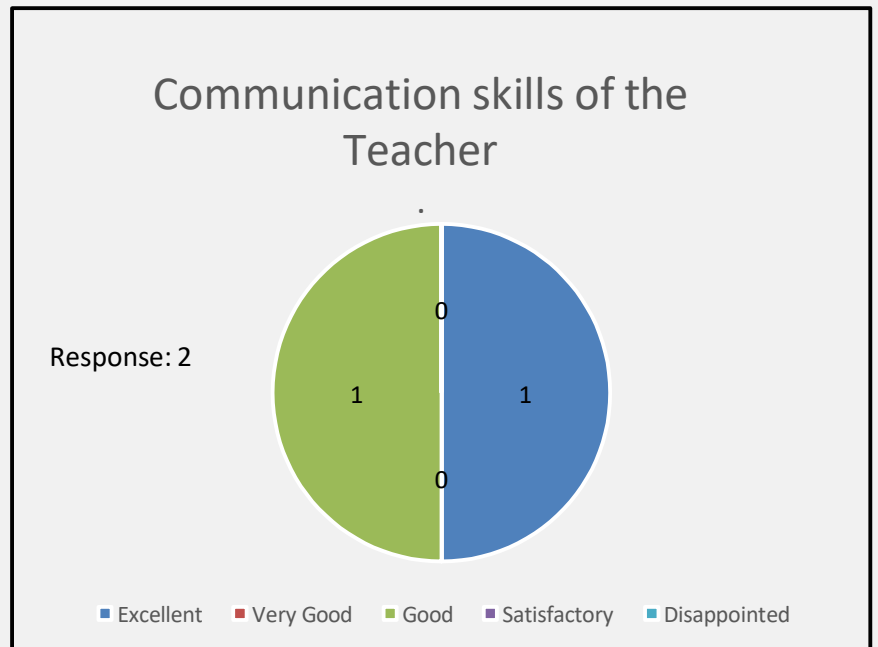
Excellent	1
Very Good	0
Good	1
Satisfactory	0
Disappointed	0
	2



100% of the respondents found the knowledge base of the Teacher good and 50 % found excellent.

4. Communication Skills:

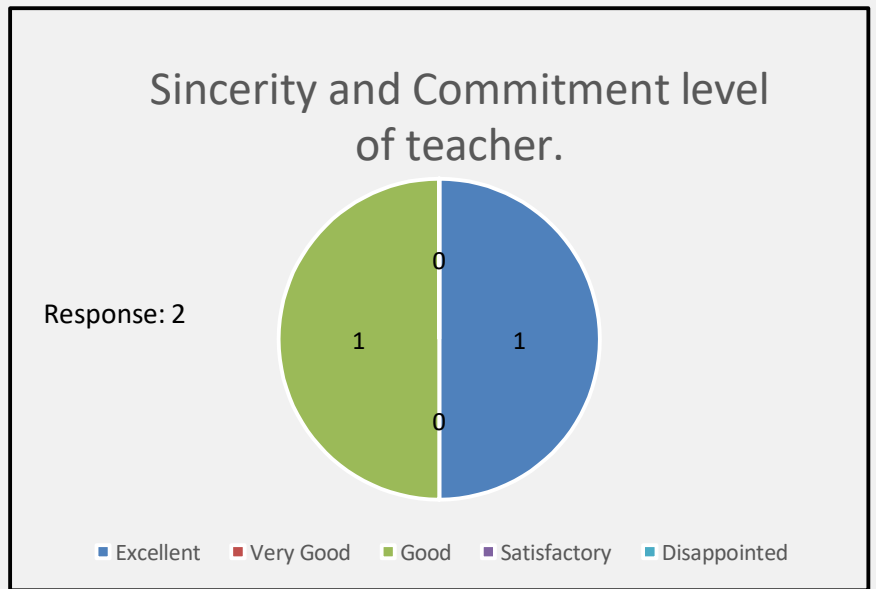
Excellent	1
Very Good	0
Good	1
Satisfactory	0
Disappointed	0
	2



100% of the respondents found the Communication Skills of the Teacher good and 50 % found excellent.

5. Sincerity and Commitment level:

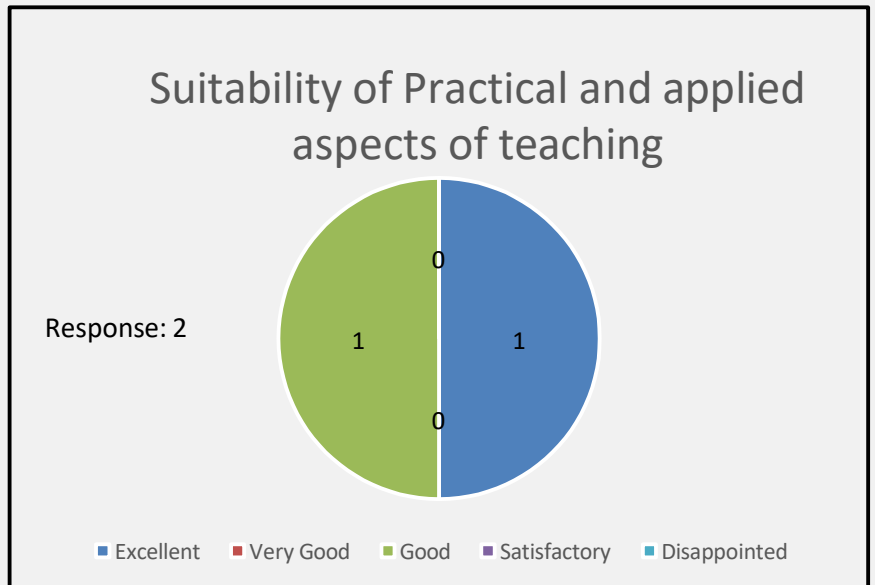
Excellent	1
Very Good	0
Good	1
Satisfactory	0
Disappointed	0
	2



100% of the respondents found Sincerity and Commitment level of the Teacher good and 50 % found excellent.

6. Applied Aspects of Teaching:

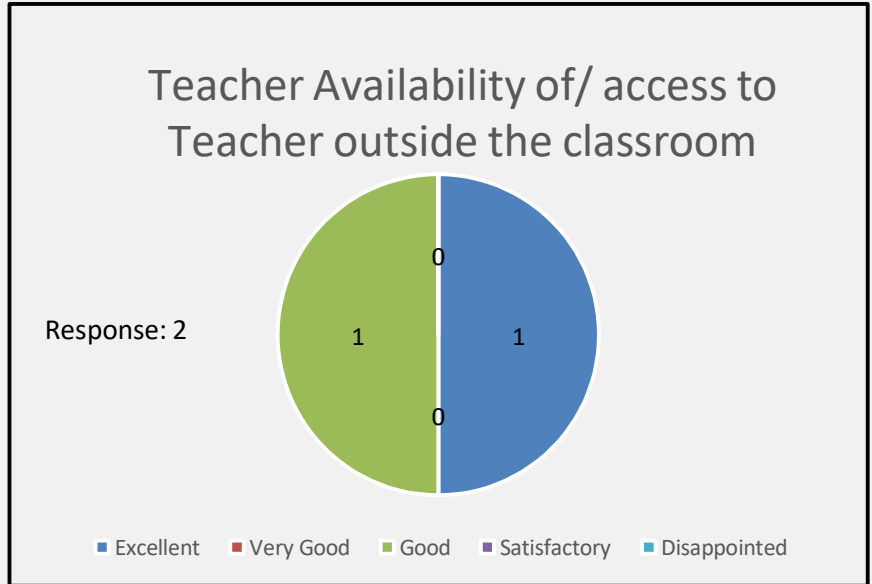
Excellent	1
Very Good	0
Good	1
Satisfactory	0
Disappointed	0
	2



100% of the respondents found Applied Aspects of Teaching of the Teacher good and 50 % found excellent.

7. Off Classroom Accessibility:

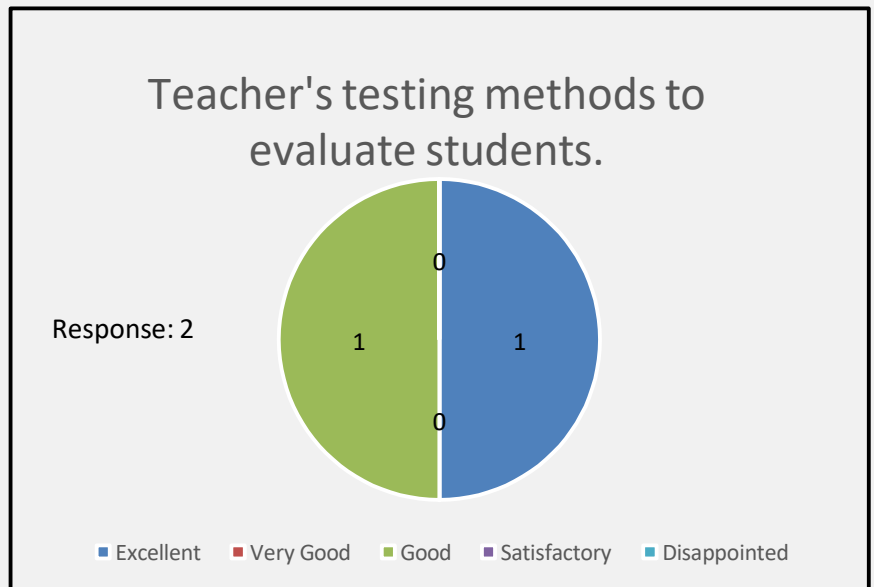
Excellent	1
Very Good	0
Good	1
Satisfactory	0
Disappointed	0
	2



100% of the respondents found Off Classroom Accessibility of the Teacher good and 50 % found excellent.

8. Evaluation Methods:

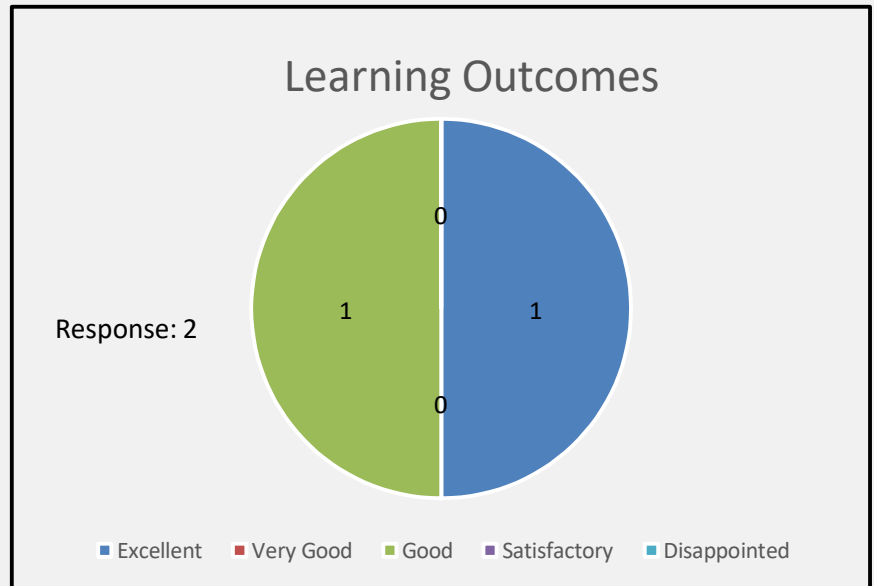
Excellent	1
Very Good	0
Good	1
Satisfactory	0
Disappointed	0
	2



100% of the respondents found the Evaluation Methods used by of the Teacher good and 50 % found excellent.

9. Learning Outcomes:

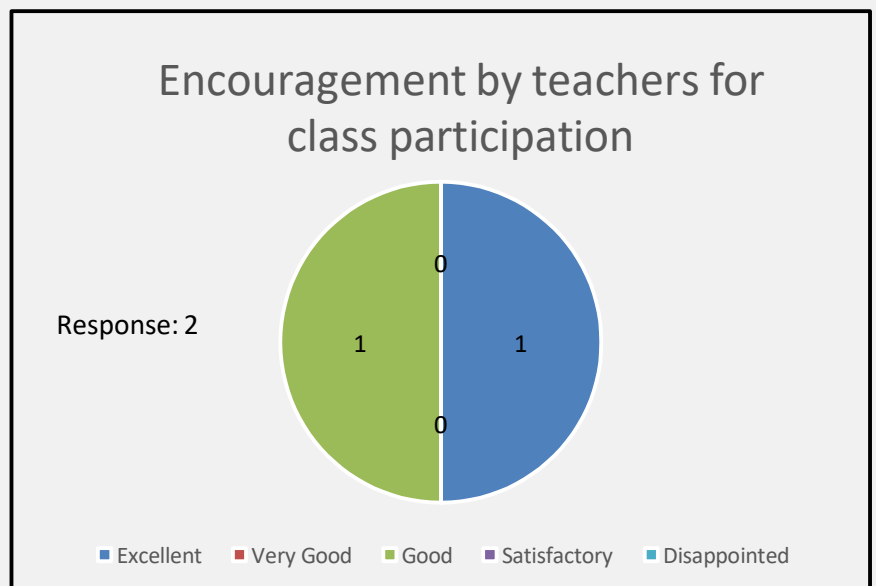
Excellent	1
Very Good	0
Good	1
Satisfactory	0
Disappointed	0
	2



100% of the respondents found the Learning Outcomes of the teaching by the Teacher good and 50 % found excellent.

10. Encouraging Class Participation:

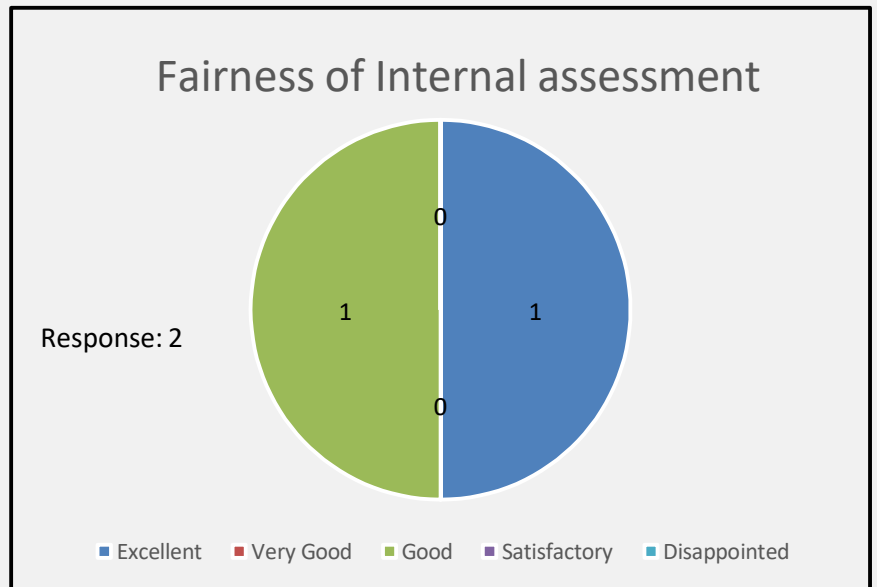
Excellent	1
Very Good	0
Good	1
Satisfactory	0
Disappointed	0
	2



100% of the respondents founded the Encouragement for Class Participation by the Teacher good and 50 % found excellent.

11. Fairness in Internal Assessment:

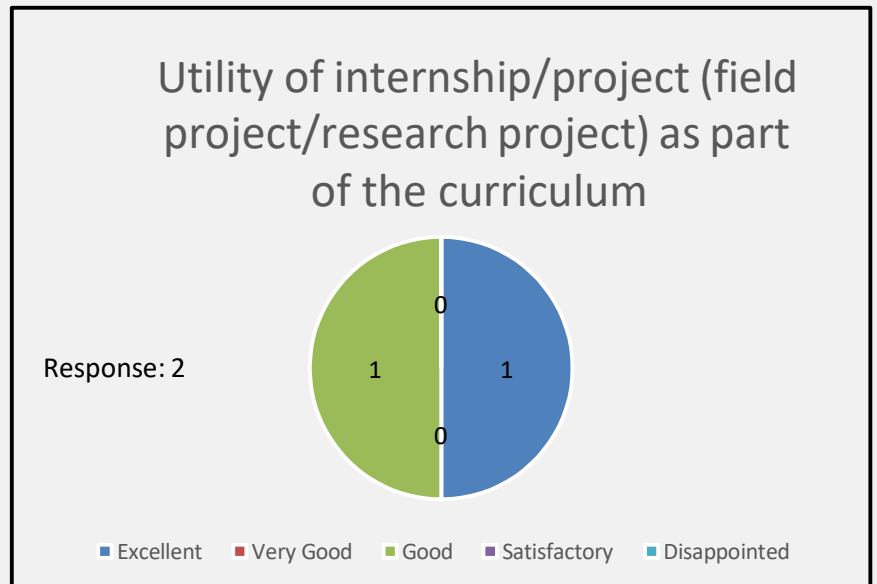
Excellent	1
Very Good	0
Good	1
Satisfactory	0
Disappointed	0
	2



100% of the respondents founded the Fairness in Internal Assessment of the Teacher good and 50 % found excellent.

12. Internship / Project as part of the curriculum:

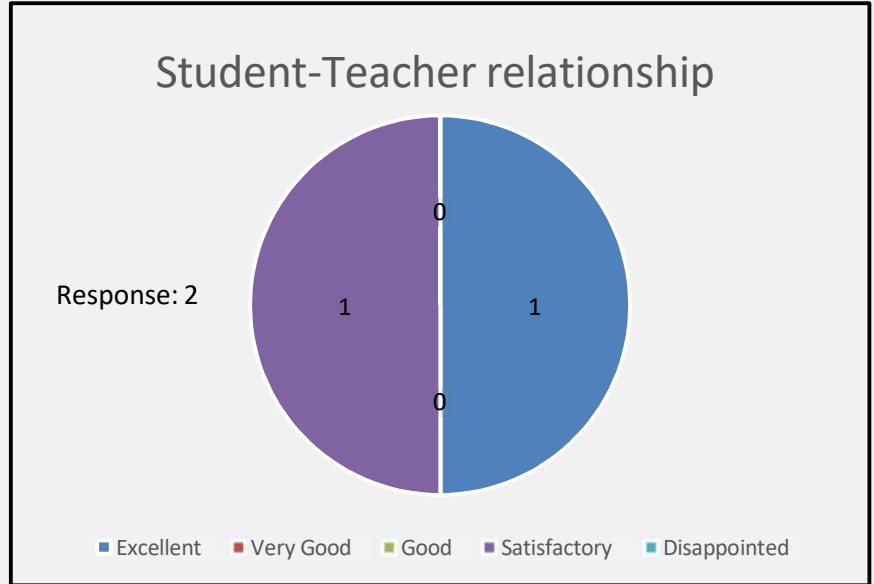
Excellent	1
Very Good	0
Good	1
Satisfactory	0
Disappointed	0
	2



100% of the respondents founded the utilization of the project by the Teacher as part of the curriculum good and 50 % found excellent.

13. Student Teacher Relationship:

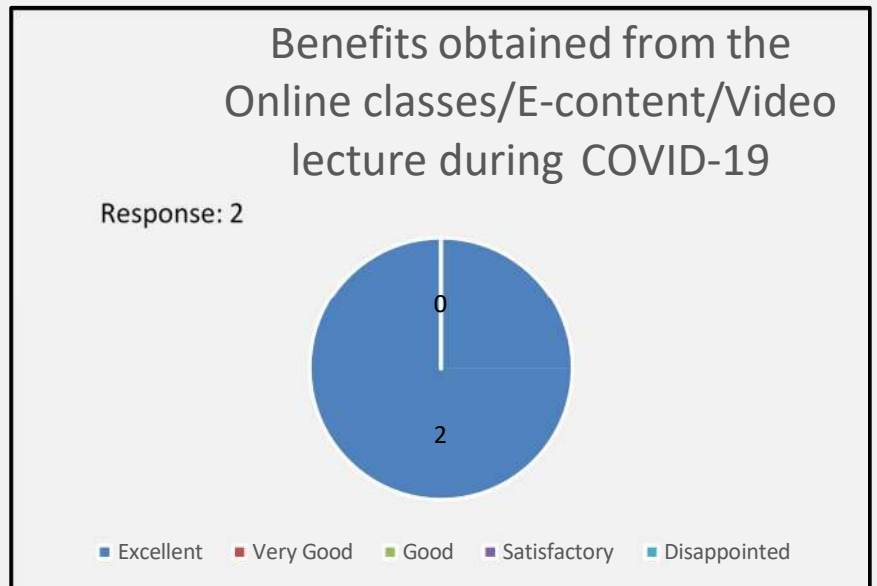
Excellent	1
Very Good	0
Good	0
Satisfactory	1
Disappointed	0
	2



50% respondents were satisfied with their Relationship with the Teacher .50% of respondents awarded excellent.

14. Beneficiality of the online Lectures and content during Covid-19:

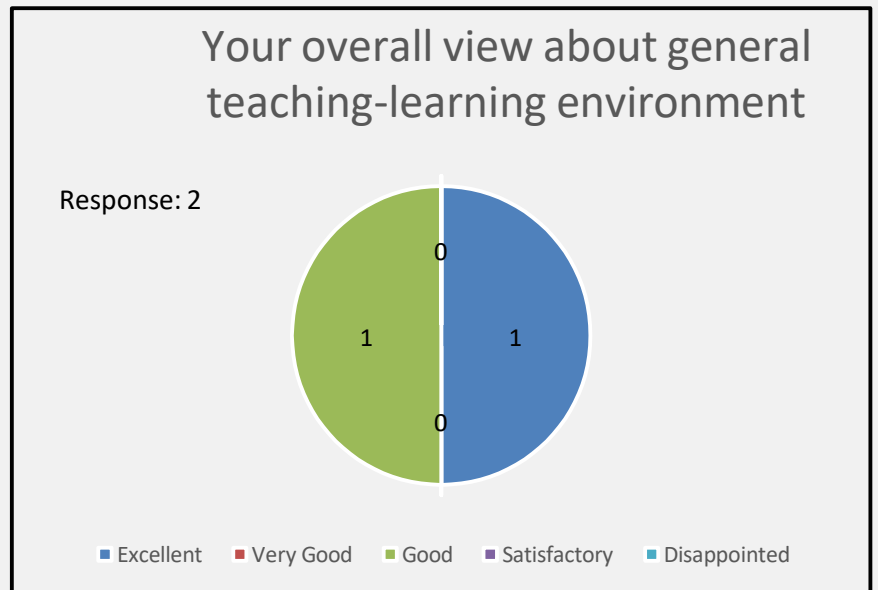
Excellent	2
Very Good	0
Good	0
Satisfactory	0
Disappointed	0
	2



100 % respondents found the online Lectures and content provided by the Teacher during Covid-19 excellent.

15. Overall Teaching Learning Environment:

Excellent	1
Very Good	0
Good	1
Satisfactory	0
Disappointed	0
	2



50 % respondents found the Overall Teaching Learning Environment of Teacher's class good. 50% of respondents awarded excellent.

APPRAISAL: Sample size too small to be assessed.

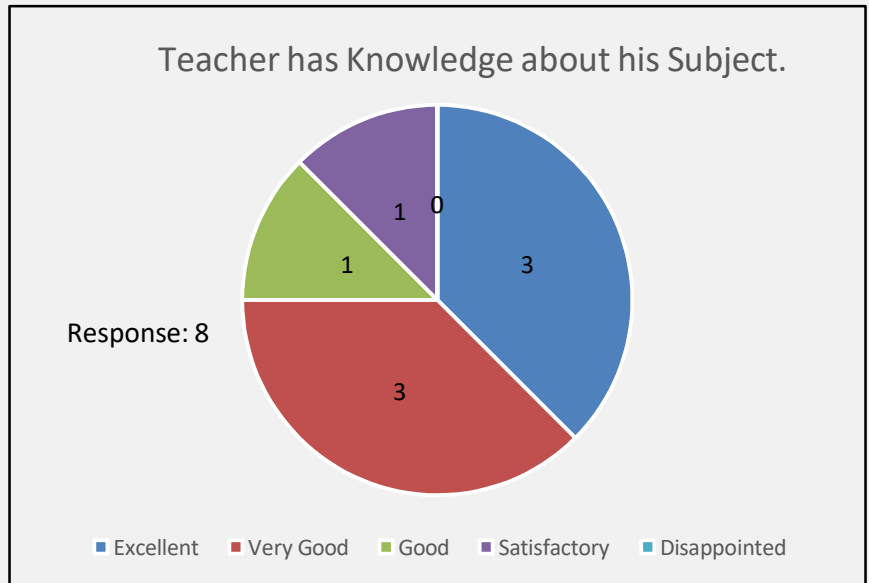
Department Of Bio-Tech

Name of Teacher: Dr. Sunaina Sharma

1. Subject knowledge:

Excellent 3
Very Good 3
Good 1
Satisfactory 1
Disappointed 0

8

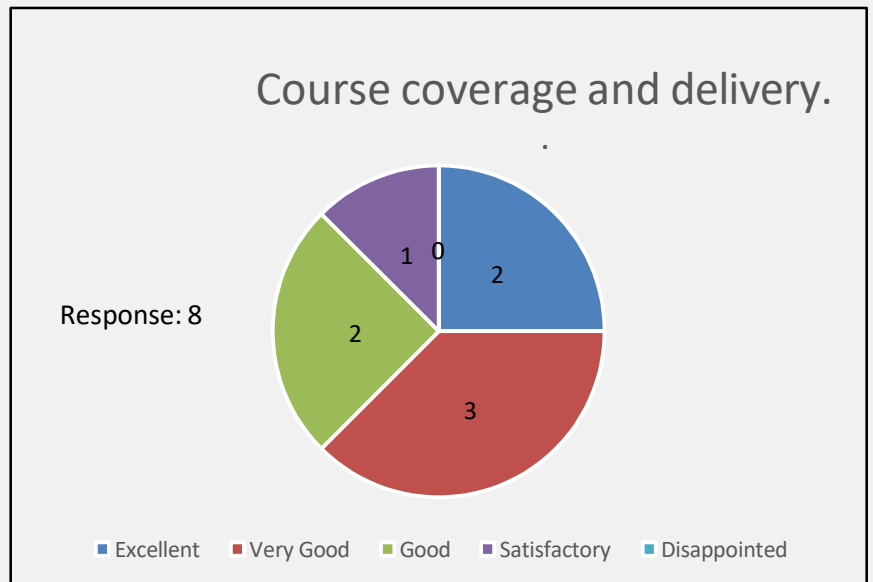


100 % respondents were satisfied with the Teacher's subject knowledge. 88% of the respondents found it to be good and above. More than 75% of respondents awarded very good and excellent.

2. Course coverage and delivery:

Excellent 2
Very Good 3
Good 2
Satisfactory 1
Disappointed 0

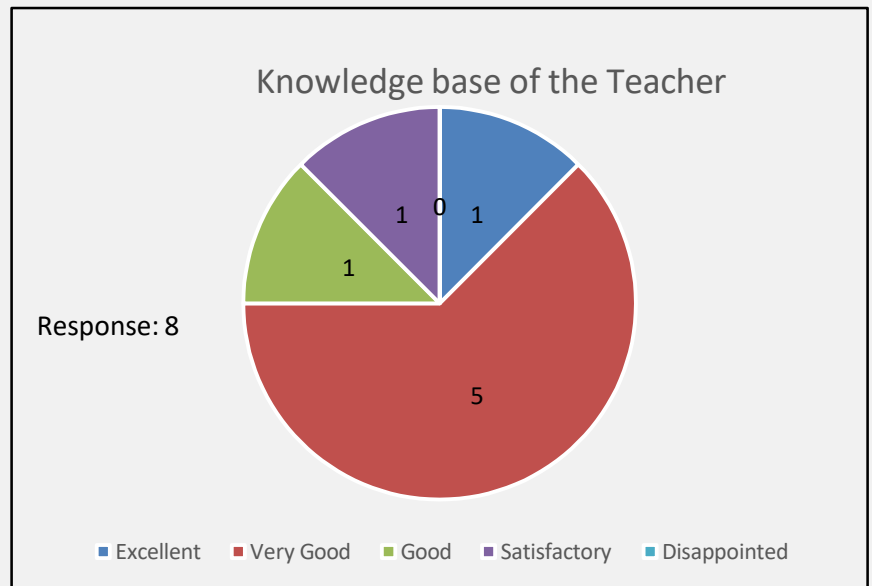
8



100 % respondents were satisfied with the course coverage and delivery. 88% of the respondents ranked it good and above. More than 63% placed it at very good and excellent.

3. Knowledge Base:

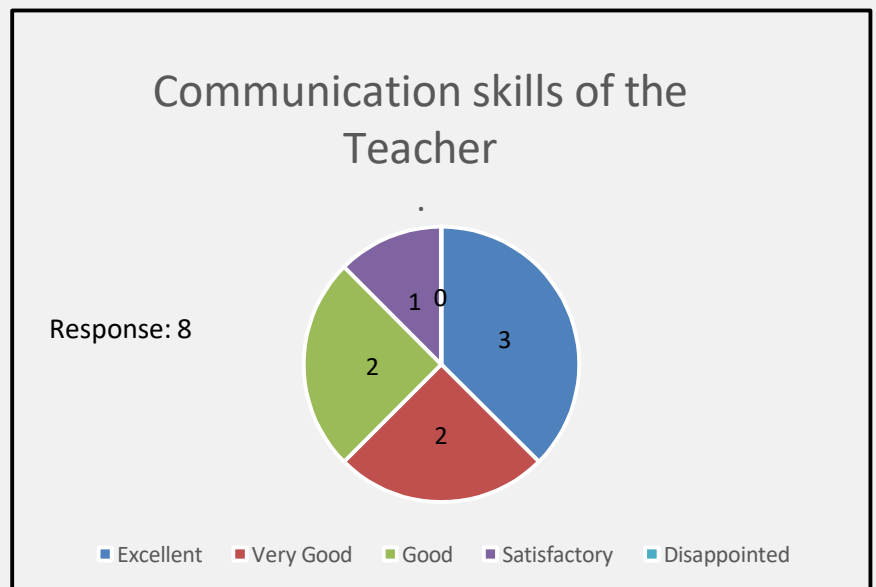
Excellent	1
Very Good	5
Good	1
Satisfactory	1
Disappointed	0
	8



100% of the respondents found the knowledge base of the Teacher satisfactory and 88% found good and 75% very good and excellent.

4. Communication Skills:

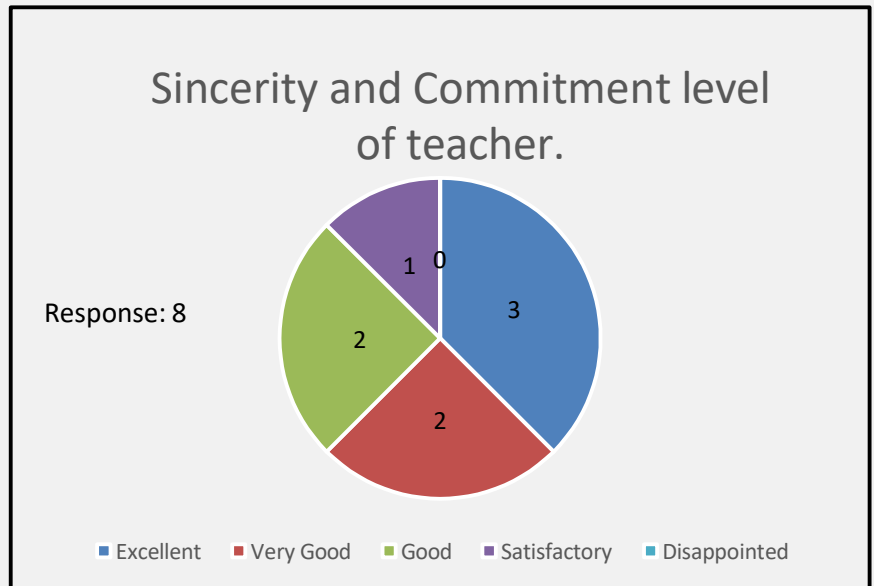
Excellent	3
Very Good	2
Good	2
Satisfactory	1
Disappointed	0
	8



100 % respondents were satisfied with the Communication Skills of the Teacher. 88% labeled it good and above. 63% of respondents allocated very good and excellent.

5. Sincerity and Commitment level:

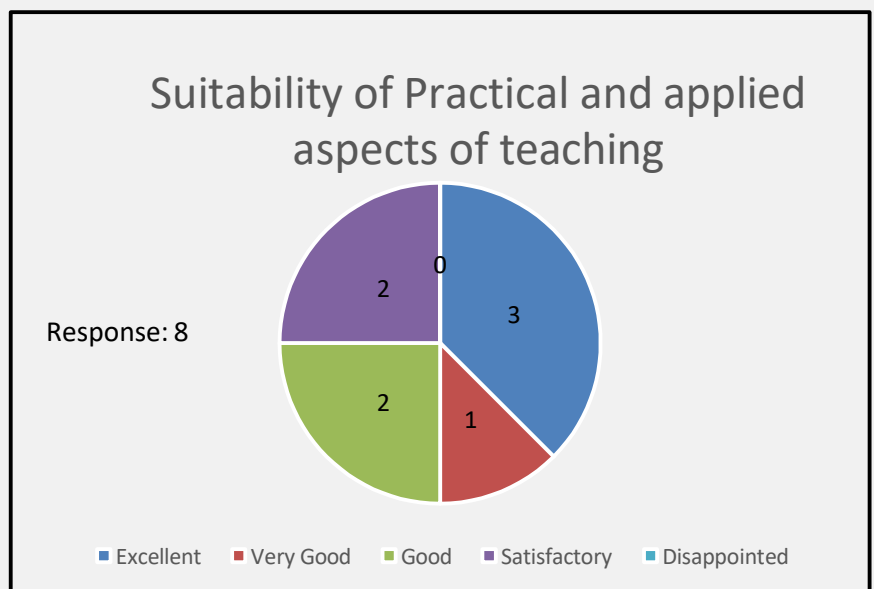
Excellent	3
Very Good	2
Good	2
Satisfactory	1
Disappointed	0
	8



100 % respondents were satisfied with Sincerity and Commitment level of the Teacher. 88% allocated good and above. 63% of respondents labeled very good and excellent.

6. Applied Aspects of Teaching:

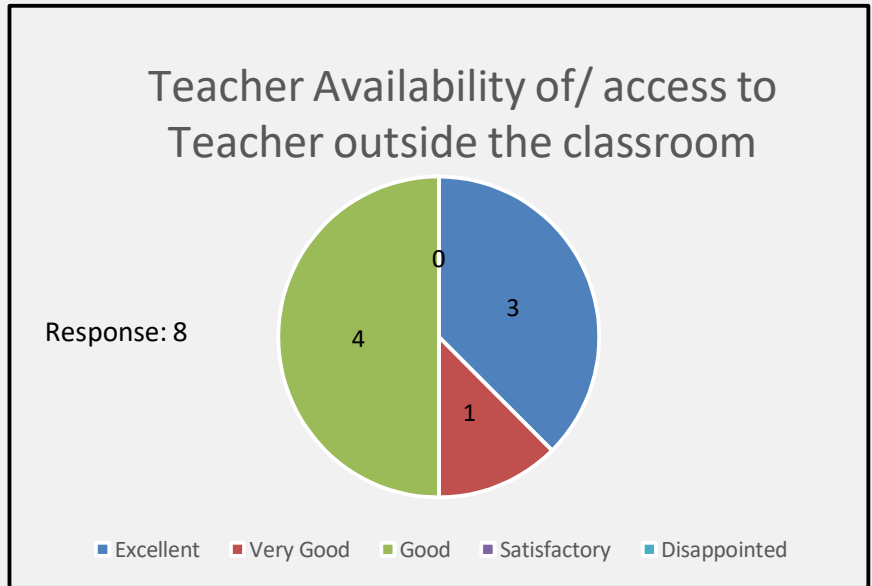
Excellent	3
Very Good	1
Good	2
Satisfactory	2
Disappointed	0
	8



100 % respondents were satisfied with Applied Aspects of Teaching of the Teacher. 75% rated it good and above. 50% of respondents graded it very good and excellent.

7. Off Classroom Accessibility:

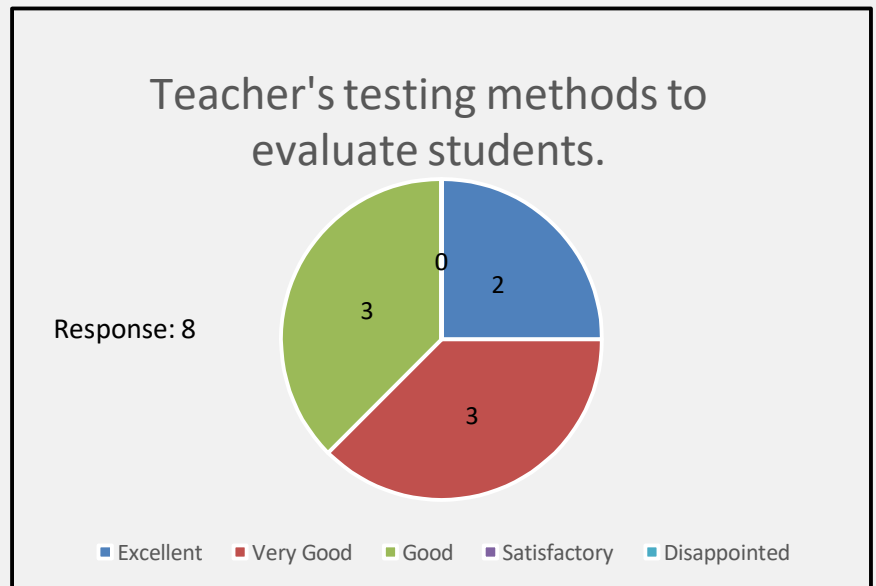
Excellent	3
Very Good	1
Good	4
Satisfactory	0
Disappointed	0
	8



100 % respondents found Teacher's Accessibility outside the class room to be good. 50% ranked it excellent.

8. Evaluation Methods:

Excellent	2
Very Good	3
Good	3
Satisfactory	0
Disappointed	0
	8

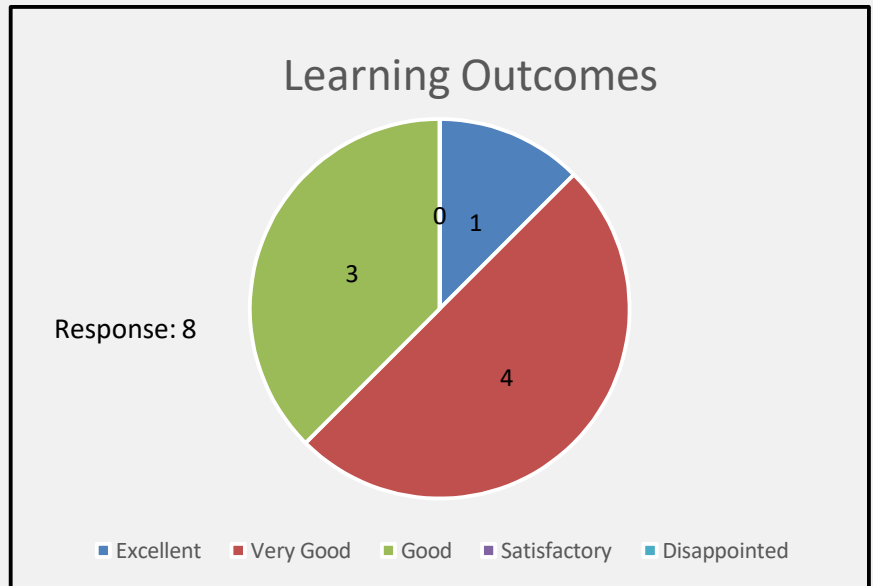


100 % respondents found the Teacher very good in his testing methods to evaluate. 40% of respondents awarded excellent.

9. Learning Outcomes:

Excellent 1
 Very Good 4
 Good 3
 Satisfactory 0
 Disappointed 0

8

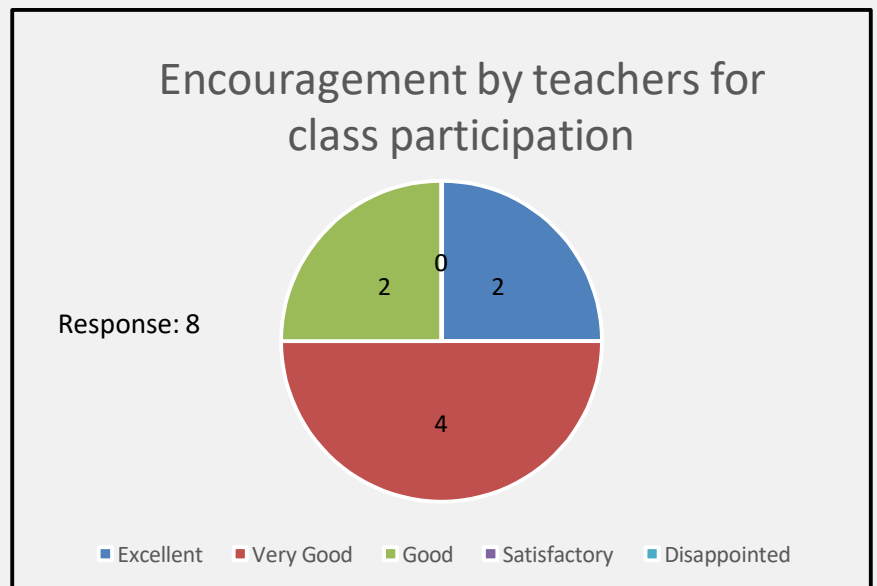


100 % students found the Learning Outcomes of the teaching very good. 40% of respondents awarded it excellent.

10. Encouraging Class Participation:

Excellent 2
 Very Good 4
 Good 2
 Satisfactory 0
 Disappointed 0

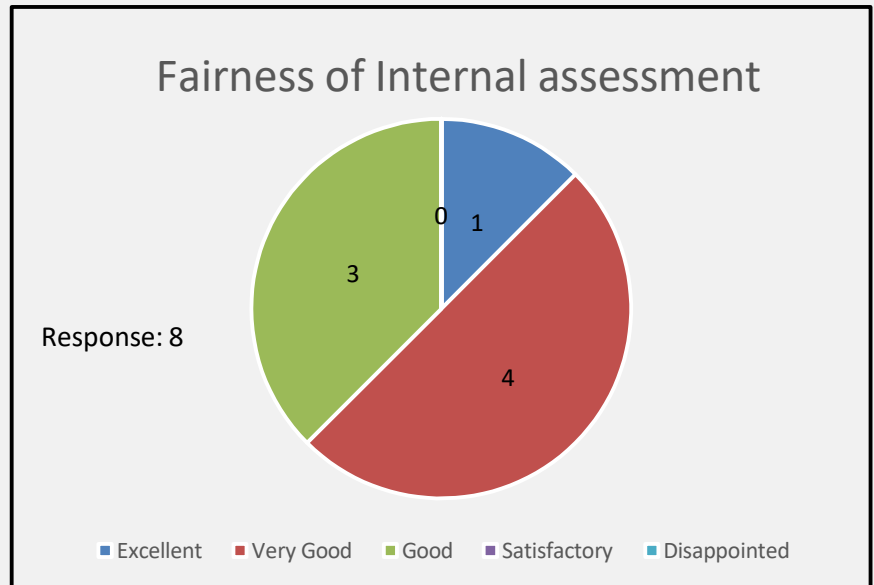
8



100 % respondents found the Teacher good in encouraging the students for Class Participation.75 % allocated him excellence.

11. Fairness in Internal Assessment:

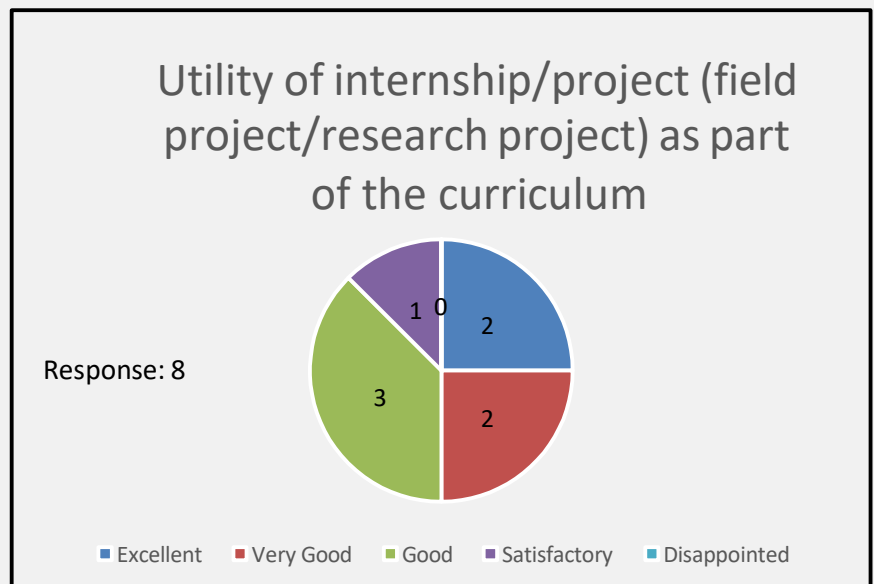
Excellent	1
Very Good	4
Good	3
Satisfactory	0
Disappointed	0
	8



100 % respondents found the Teacher good in Fairness of Internal Assessment .63% graded it very good and excellent.

12. Internship / Project as part of the curriculum:

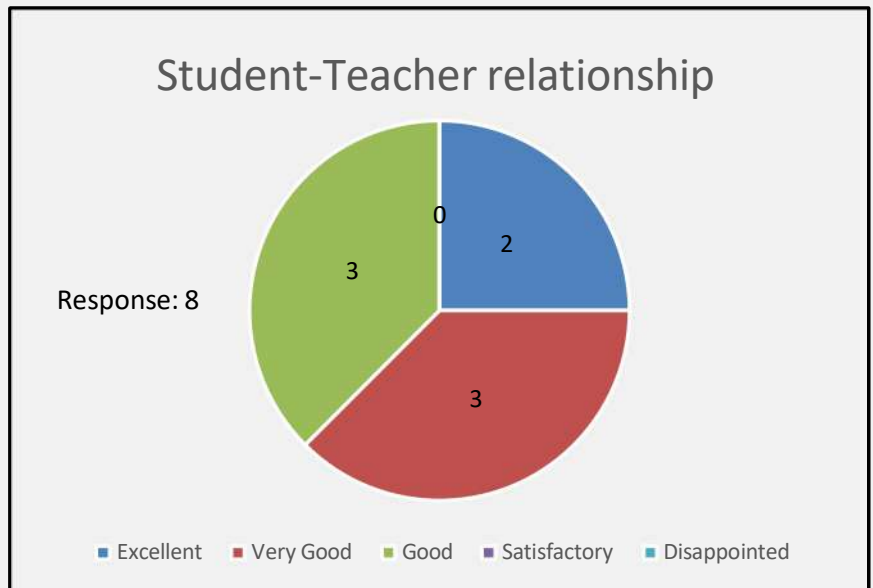
Excellent	2
Very Good	2
Good	3
Satisfactory	1
Disappointed	0
	8



100 % respondents were satisfied with the utilization of the project by the Teacher as part of the curriculum. 88 % labeled it good and above. 50% of the respondents allocated very good and excellent.

13. Student Teacher Relationship:

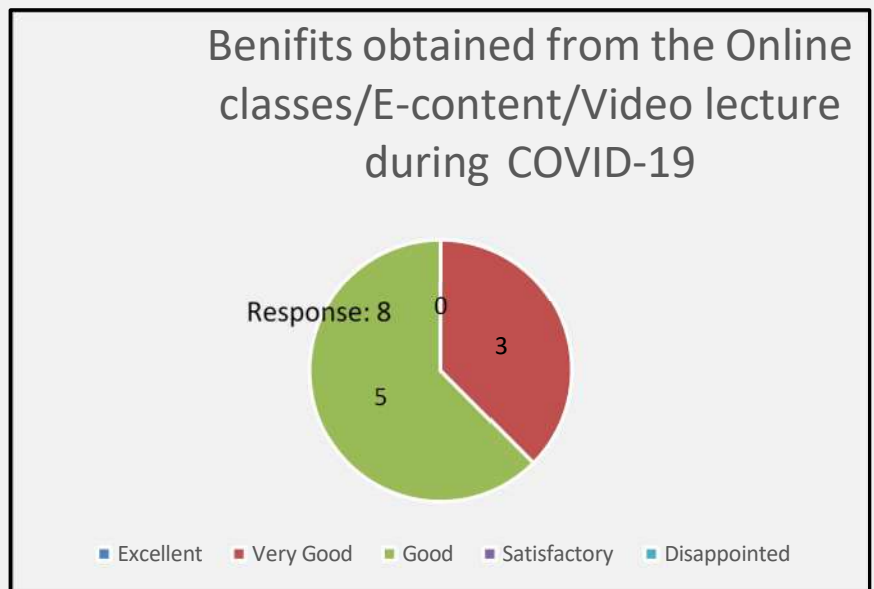
Excellent	2
Very Good	3
Good	3
Satisfactory	0
Disappointed	0
	8



100 % respondents found their Relationship with the Teacher good. 63% of respondents awarded very good and excellent.

14. Beneficiality of the online Lectures and content during Covid-19:

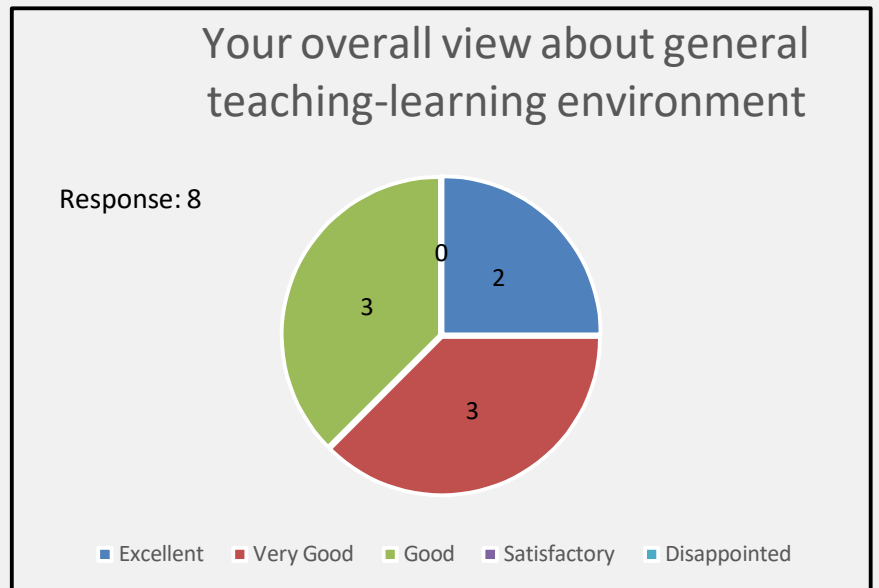
Excellent	0
Very Good	3
Good	5
Satisfactory	0
Disappointed	0
	8



100 % respondents found the online Lectures and content provided by the Teacher during Covid-19 good. 38% of respondents awarded very good and excellent.

15. Overall Teaching Learning Environment:

Excellent	2
Very Good	3
Good	3
Satisfactory	0
Disappointed	0
	8



100 % respondents found the Overall Teaching Learning Environment of the class by the Teacher good. 63% of respondents awarded very good and excellent.

APPRAISAL: Sample size too small to be assessed.

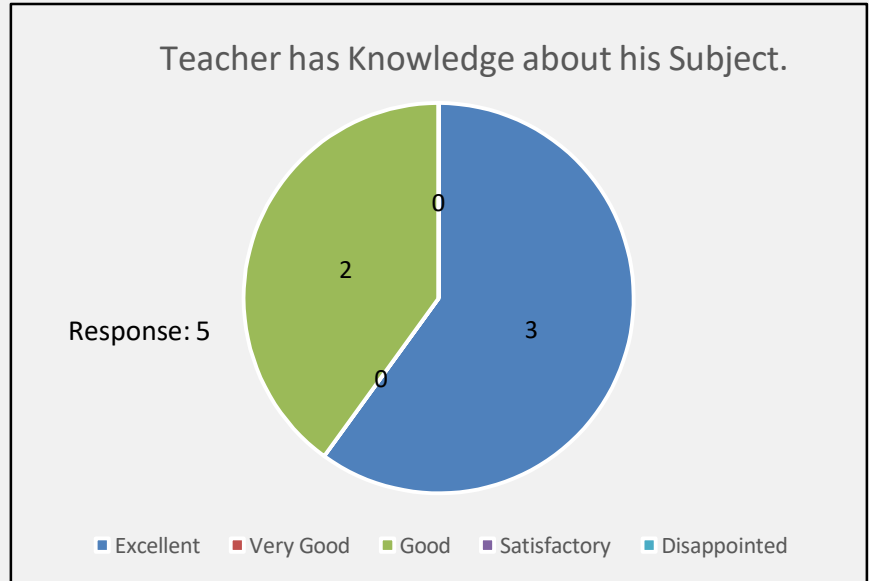
Department of Hindi

Sample Size:5

Name of Teacher: Dr. Suman Kukreti

1. Subject knowledge:

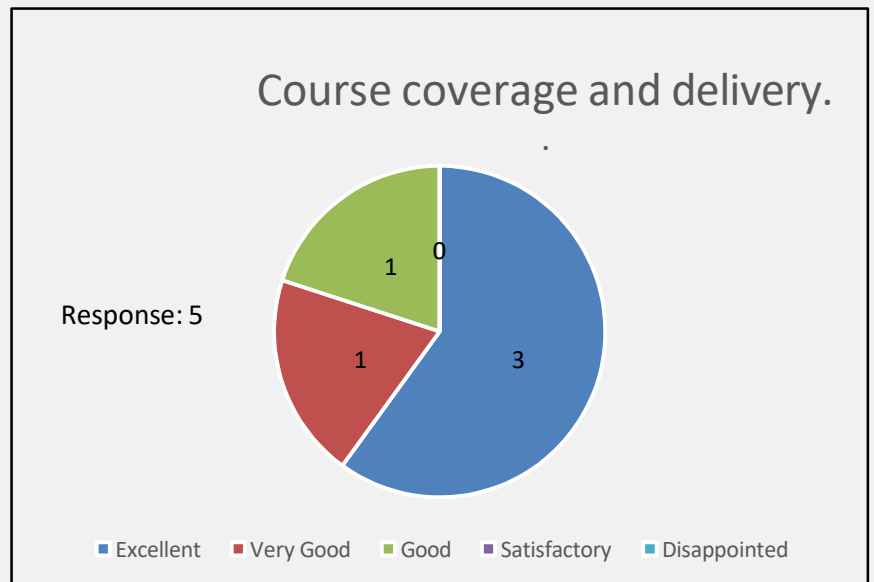
Excellent	3
Very Good	0
Good	2
Satisfactory	0
Disappointed	0
	5



100% of the respondents found the Teacher's subject knowledge good and 60 % found excellent.

2. Course coverage and delivery:

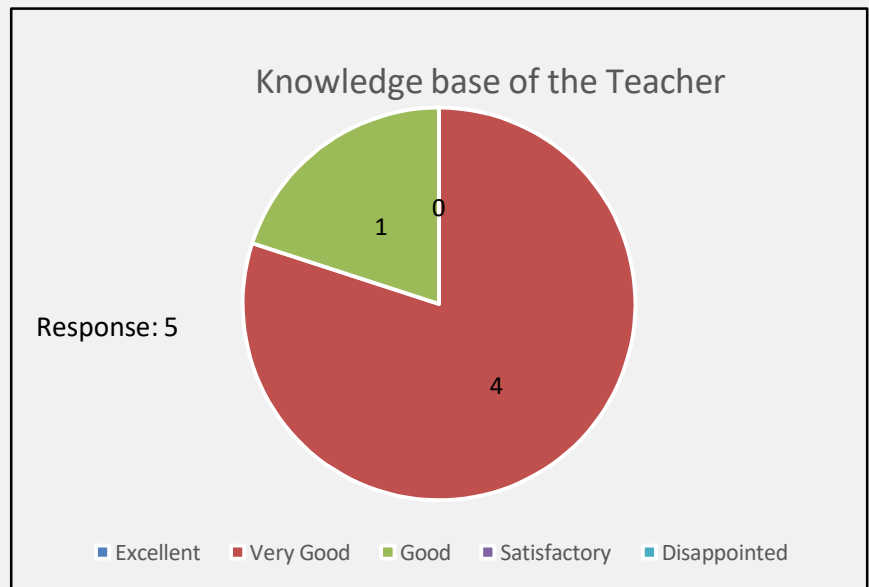
Excellent	3
Very Good	1
Good	1
Satisfactory	0
Disappointed	0
	5



100% of the respondents reported the course coverage and delivery by the Teacher to be good and 80 % found very good and excellent.

3. Knowledge Base:

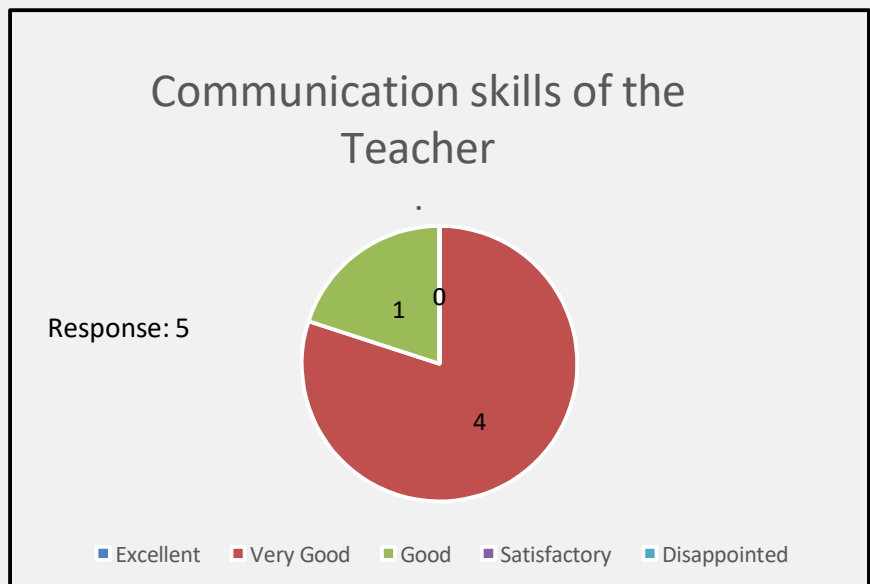
Excellent	0
Very Good	4
Good	1
Satisfactory	0
Disappointed	0
	5



100 % respondents found the knowledge base of the Teacher good. 80% of respondents rated it very good.

4. Communication Skills:

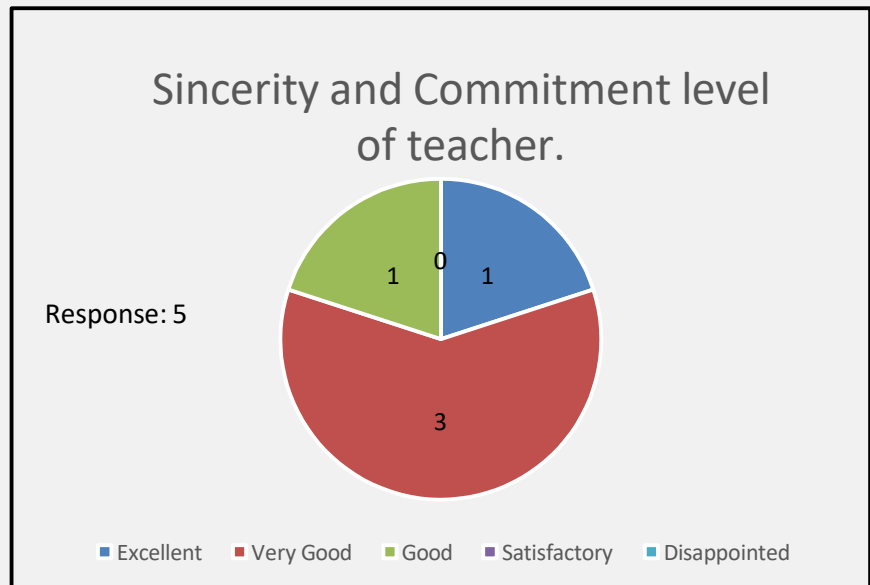
Excellent	0
Very Good	4
Good	1
Satisfactory	0
Disappointed	0
	5



100 % respondents found Communication Skills of the Teacher good. 80% of respondents rated it very good.

5. Sincerity and Commitment level:

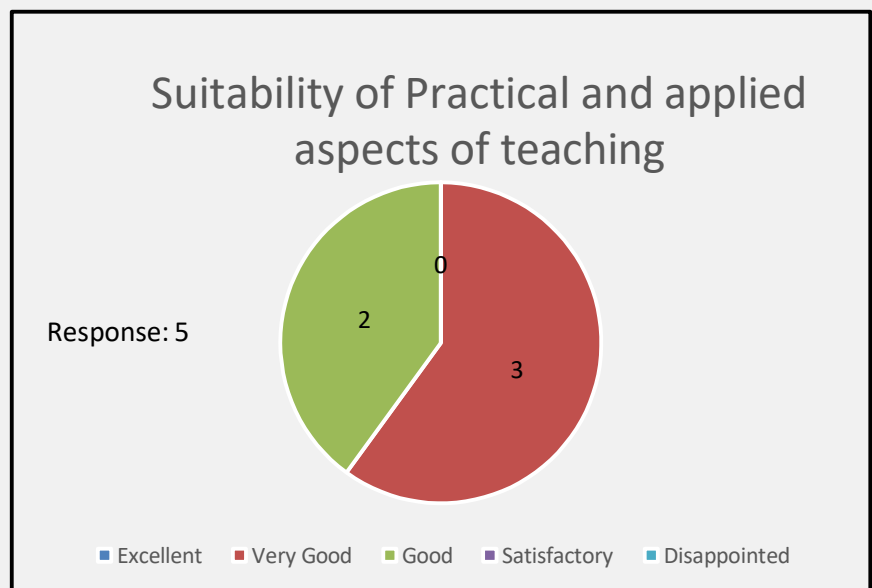
Excellent	1
Very Good	3
Good	1
Satisfactory	0
Disappointed	0
	5



100% of the respondents founded Sincerity and Commitment level of the Teacher good and 80 % found very good and excellent.

6. Applied Aspects of Teaching:

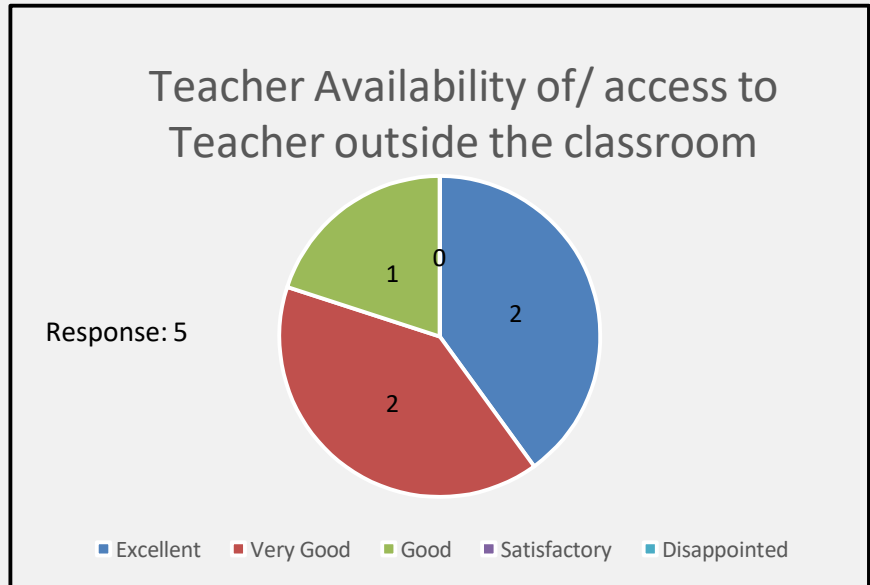
Excellent	0
Very Good	3
Good	2
Satisfactory	0
Disappointed	0
	5



100% of the respondents found the Applied Aspects of Teaching of the Teacher good and 60 % found very good.

7. Off Classroom Accessibility:

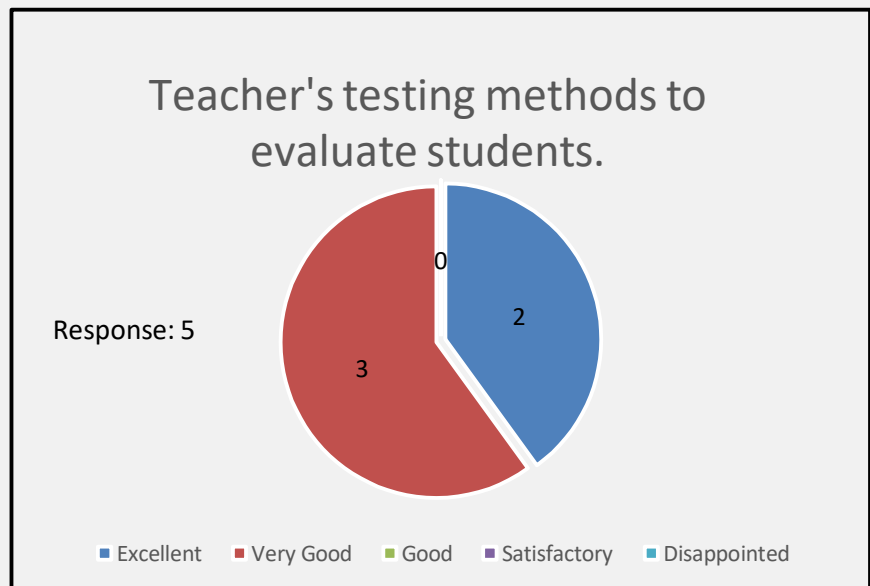
Excellent 2
 Very Good 2
 Good 1
 Satisfactory 0
 Disappointed 0
 5



100% of the respondents found Off Classroom Accessibility of the Teacher good and 80 % found very good and excellent.

8. Evaluation Methods:

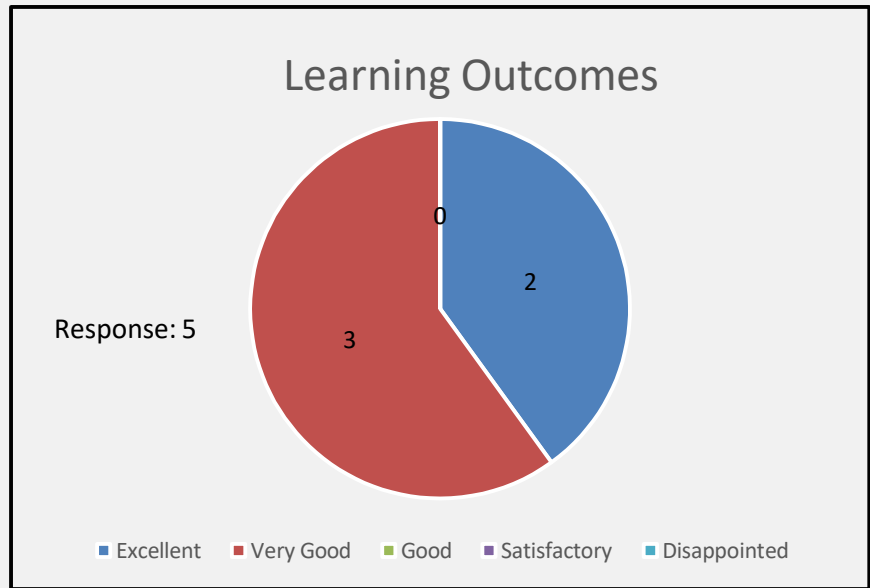
Excellent 2
 Very Good 3
 Good 0
 Satisfactory 0
 Disappointed 0
 5



100% of respondents found the Teacher very good in her testing methods to evaluate students. 40% awarded it excellent.

9. Learning Outcomes:

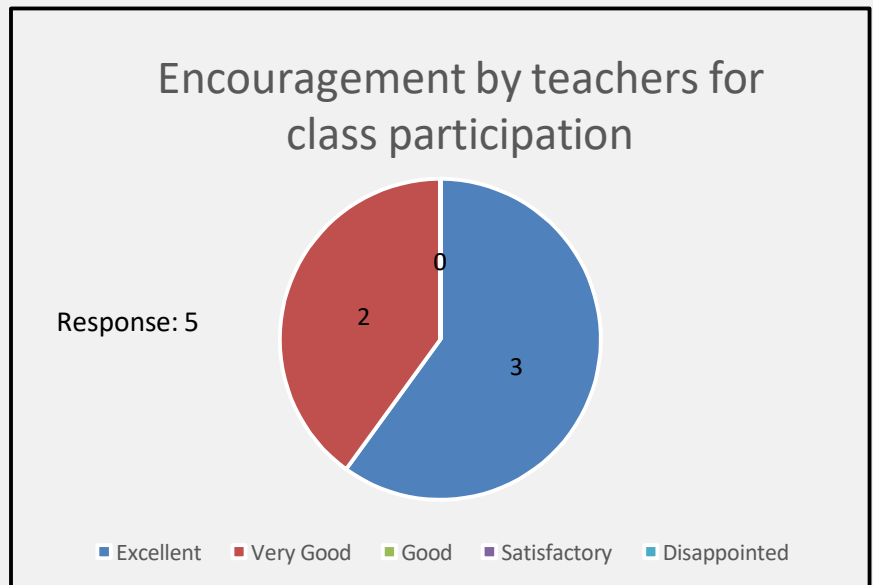
Excellent	2
Very Good	3
Good	0
Satisfactory	0
Disappointed	0
	5



100% of respondents found the learning outcome of the teaching very good. 40% awarded it excellent.

10. Encouraging Class Participation:

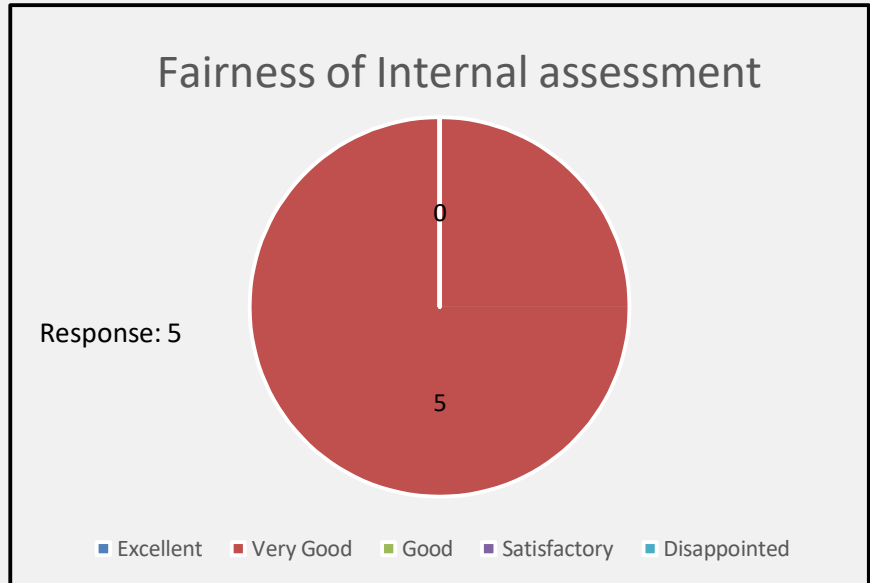
Excellent	3
Very Good	2
Good	0
Satisfactory	0
Disappointed	0
	5



100 % respondents found the Teacher very good in encouraging the students for Class Participation. 60% of respondents ranked excellent.

11. Fairness in Internal Assessment:

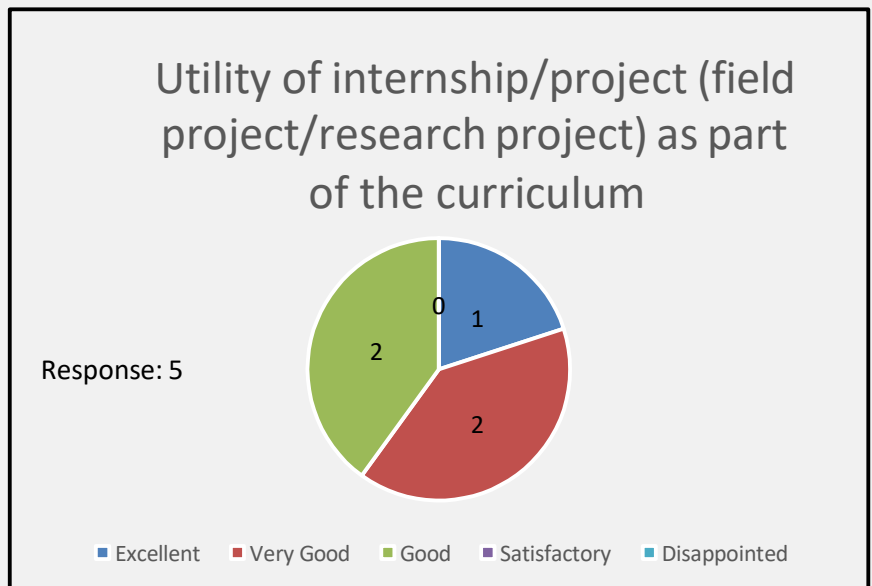
Excellent 0
 Very Good 5
 Good 0
 Satisfactory 0
 Disappointed 0
 5



100 % of the students found the teacher very good in the Fairness in Internal Assessment.

12. Internship / Project as part of the curriculum:

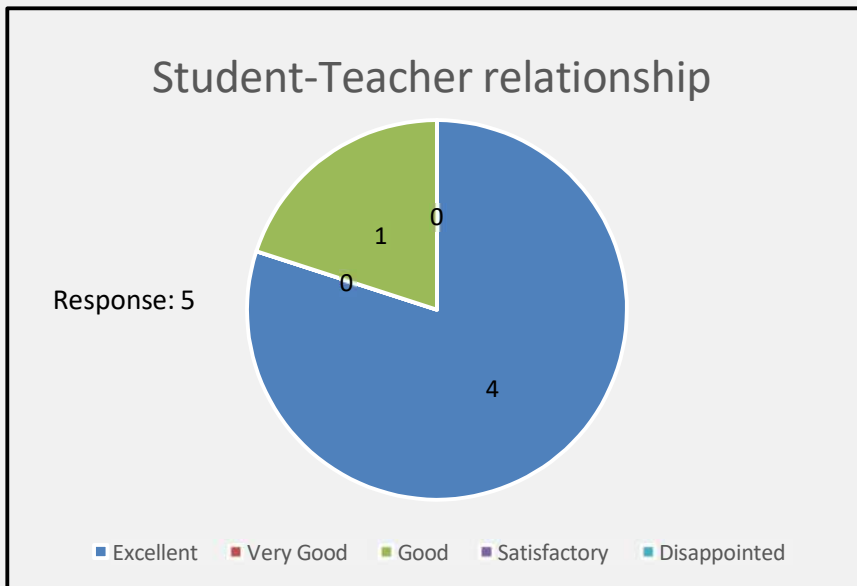
Excellent 1
 Very Good 2
 Good 2
 Satisfactory 0
 Disappointed 0
 5



100 % respondents found the Teacher very good in utilization of projects. 60% of the respondents allocated very good and excellent.

13. Student Teacher Relationship:

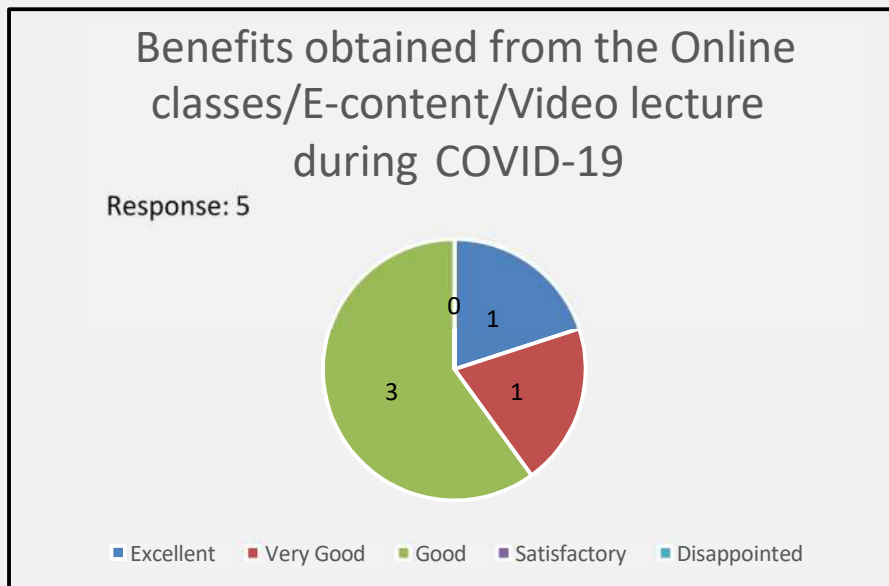
Excellent	4
Very Good	0
Good	1
Satisfactory	0
Disappointed	0
	5



100 % respondents found the Relationship with the Teacher good. 80% of respondents awarded excellent.

14. Beneficiality of the online Lectures and content during Covid-19:

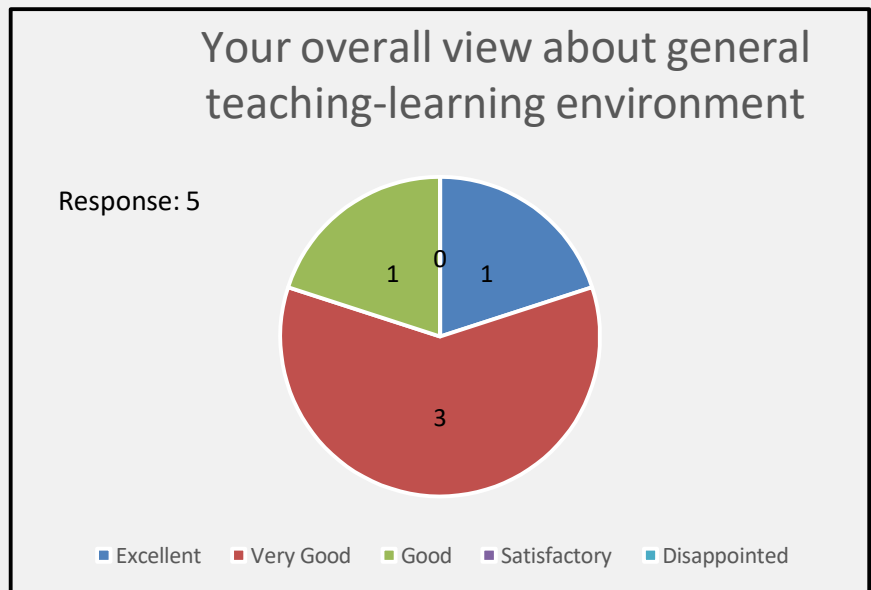
Excellent	1
Very Good	1
Good	3
Satisfactory	0
Disappointed	0
	5



100 % respondents found the online Lectures and content provided by the Teacher during Covid-19 good.40% of respondents awarded very good and excellent.

15. Overall Teaching Learning Environment:

Excellent	1
Very Good	3
Good	1
Satisfactory	0
Disappointed	0
	5



100 % respondents found the Overall Teaching Learning Environment of the Teacher's class good. 80% of respondents awarded very good and excellent.

APPRAISAL: Sample size too small to be assessed.

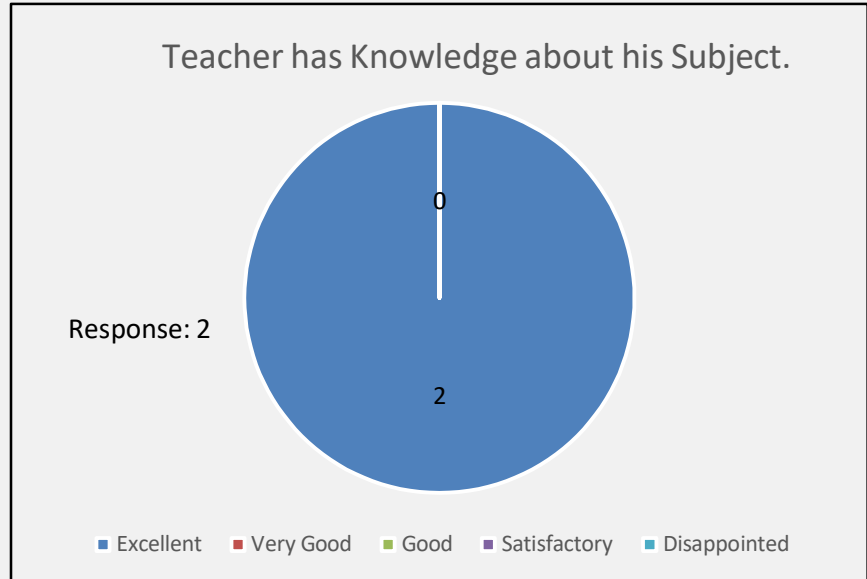
Department of Botany

Sample size: 2

Name of Teacher: Dr. Shweta Kukreti

1. Subject knowledge:

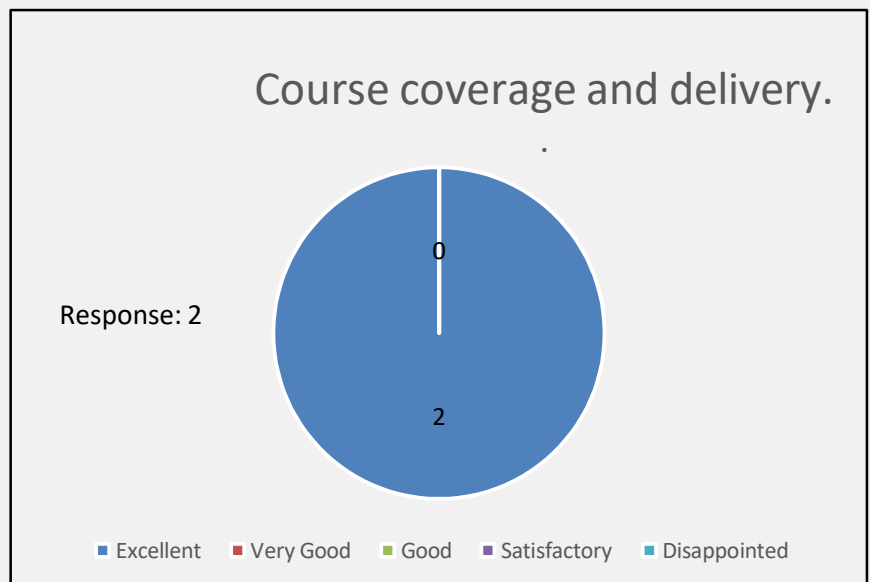
Excellent	2
Very Good	0
Good	0
Satisfactory	0
Disappointed	0
	2



100 % respondents found the Teacher’s subject knowledge to be excellent.

2. Course coverage and delivery:

Excellent	2
Very Good	0
Good	0
Satisfactory	0
Disappointed	0
	2

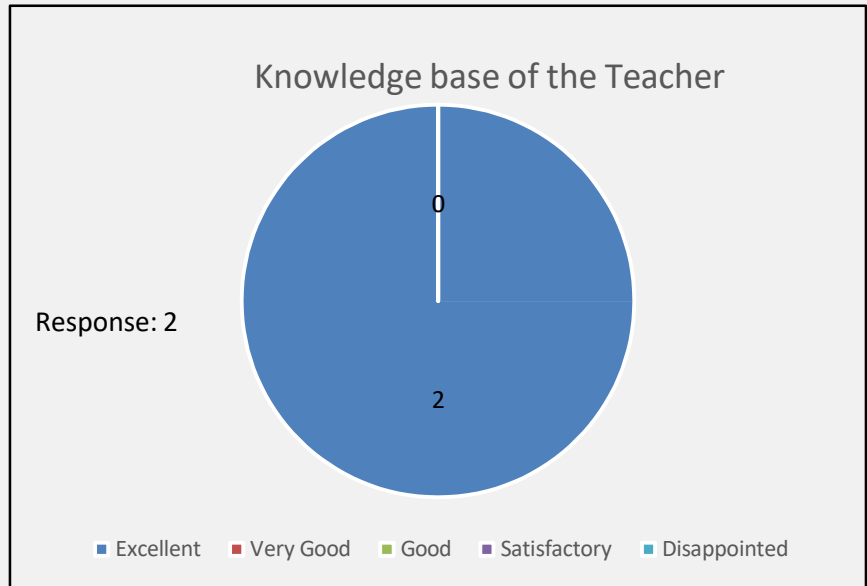


100 % respondents rated the Teacher’s Course coverage and delivery to be excellent.

3. Knowledge Base:

Excellent 2
Very Good 0
Good 0
Satisfactory 0
Disappointed 0

2

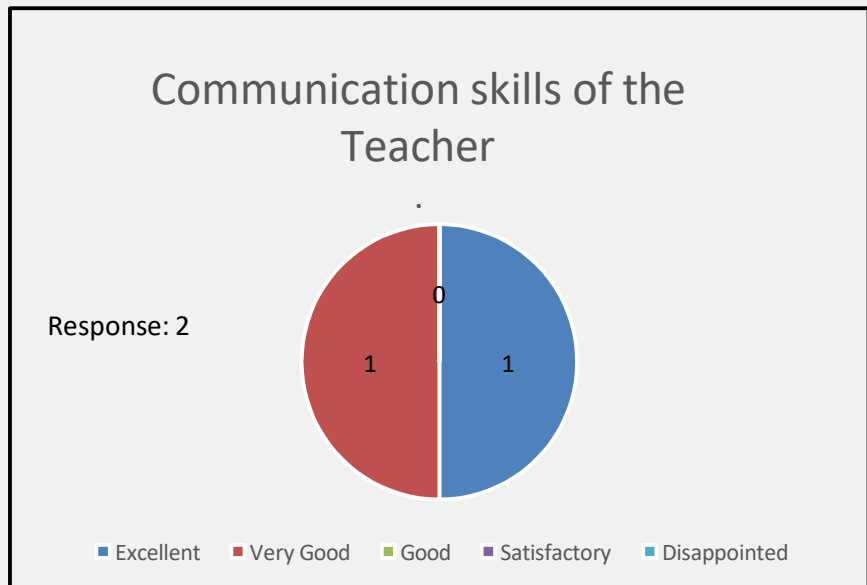


100 % respondents found the Teacher's Knowledge to be excellent.

4. Communication Skills:

Excellent 1
Very Good 1
Good 0
Satisfactory 0
Disappointed 0

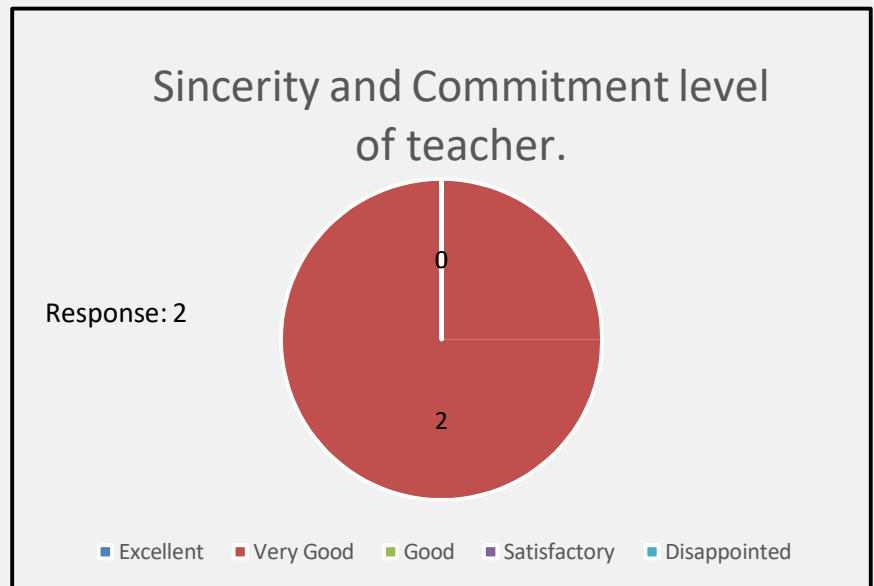
2



100 % respondents found the Teacher's Communication Skills very good and 50% excellent.

5. Sincerity and Commitment level:

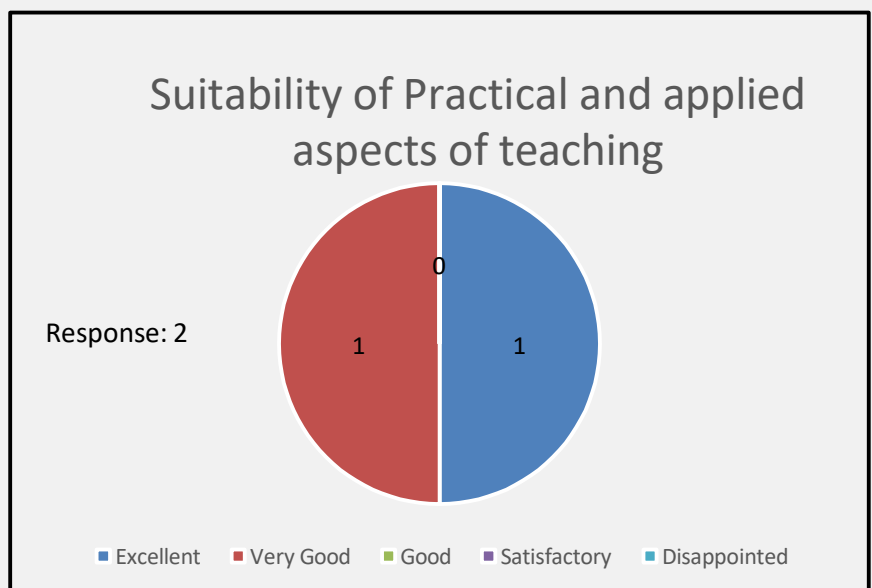
Excellent	0
Very Good	2
Good	0
Satisfactory	0
Disappointed	0
	2



100 % respondents found the Teacher's Sincerity and Commitment level to be very good.

6. Applied Aspects of Teaching:

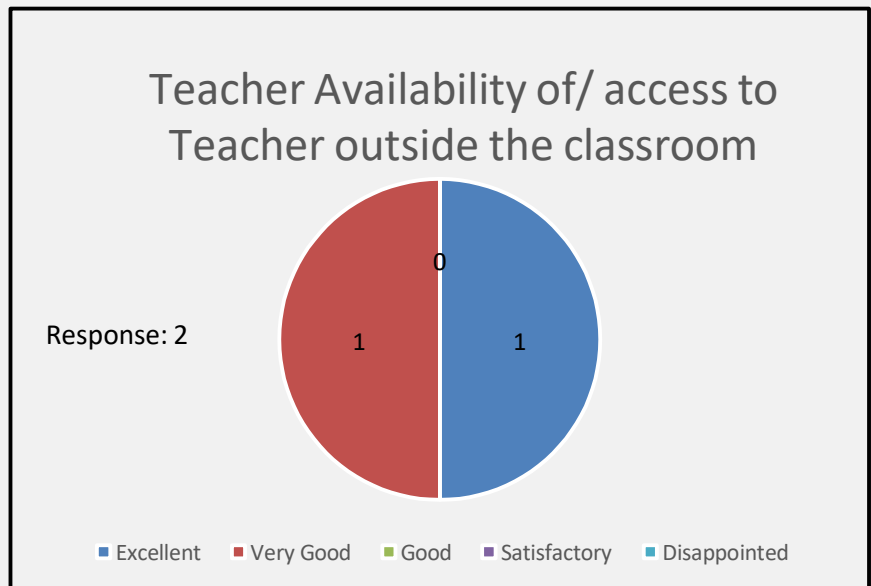
Excellent	1
Very Good	1
Good	0
Satisfactory	0
Disappointed	0
	2



100 % respondents found the Teacher's Applied Aspects of Teaching very good and 50% excellent.

7. Off Classroom Accessibility:

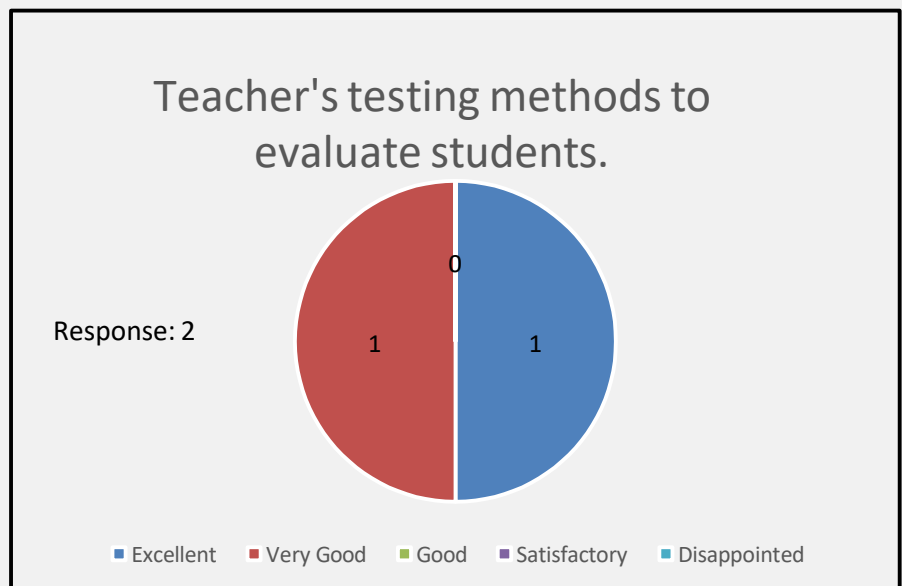
Excellent 1
Very Good 1
Good 0
Satisfactory 0
Disappointed 0
2



100 % respondents found Off Classroom Accessibility of the Teacher very good. 50% found it excellent.

8. Evaluation Methods:

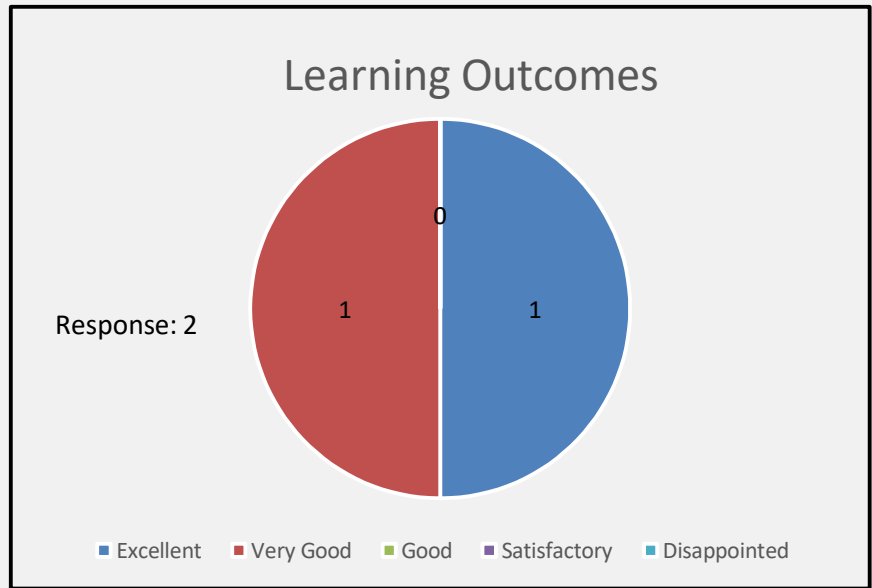
Excellent 1
Very Good 1
Good 0
Satisfactory 0
Disappointed 0
2



100 % respondents found Evaluation Methods of the Teacher very good. 50% found it excellent.

9. Learning Outcomes:

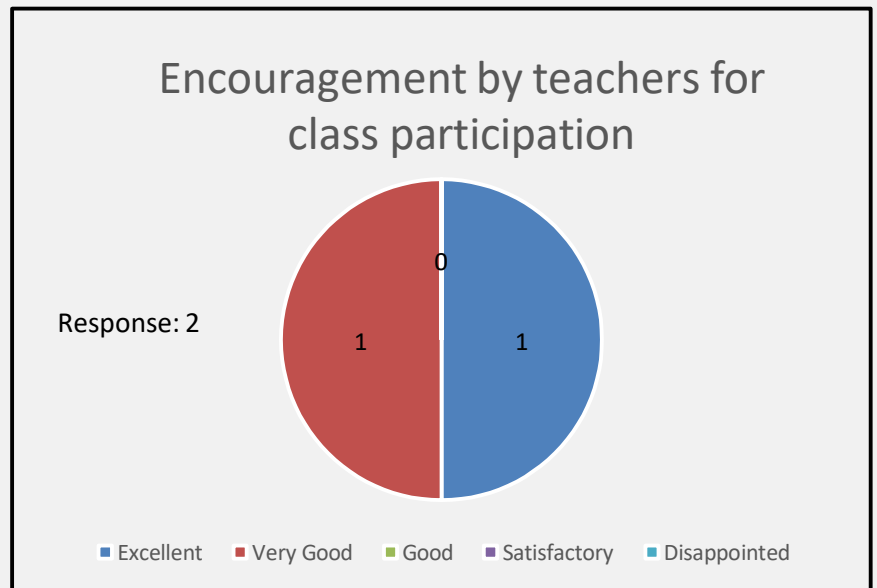
Excellent	1
Very Good	1
Good	0
Satisfactory	0
Disappointed	0
	2



100 % respondents found the Learning Outcomes of the teaching very good.50 % ranked excellent.

10. Encouraging Class Participation:

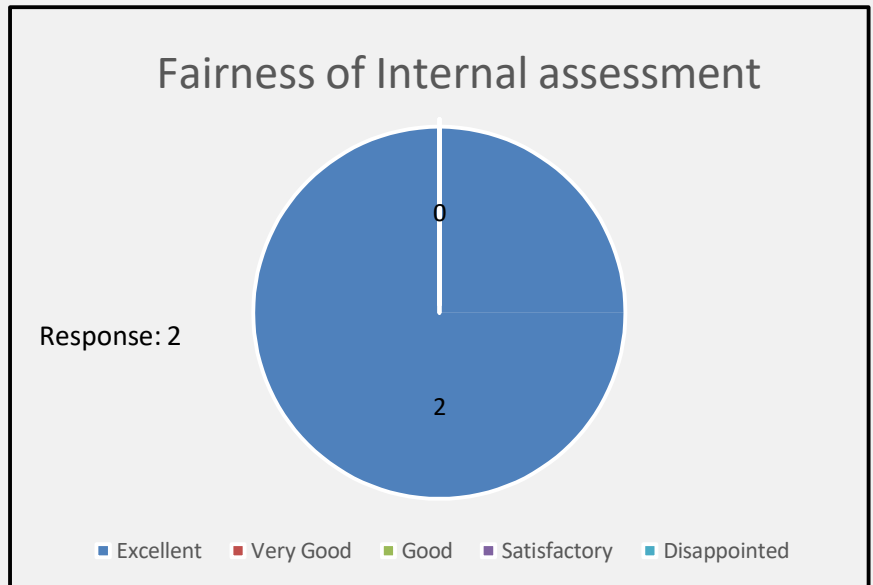
Excellent	1
Very Good	1
Good	0
Satisfactory	0
Disappointed	0
	2



100 % respondents found Encouraging Class Participation of the Teacher very good. 50% found it excellent.

11. Fairness in Internal Assessment:

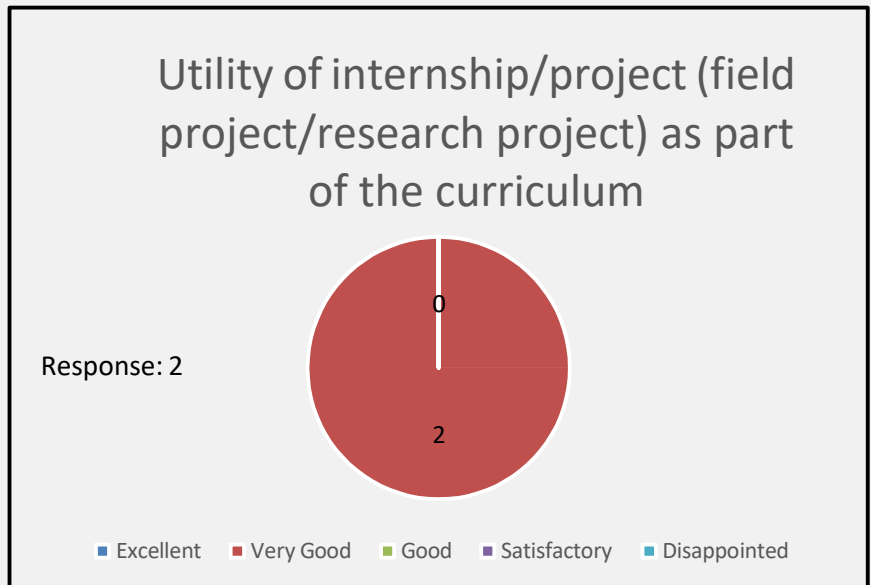
Excellent	2
Very Good	0
Good	0
Satisfactory	0
Disappointed	0
	2



100 % of the students found the teacher excellent in the Fairness in Internal Assessment

12. Internship / Project as part of the curriculum:

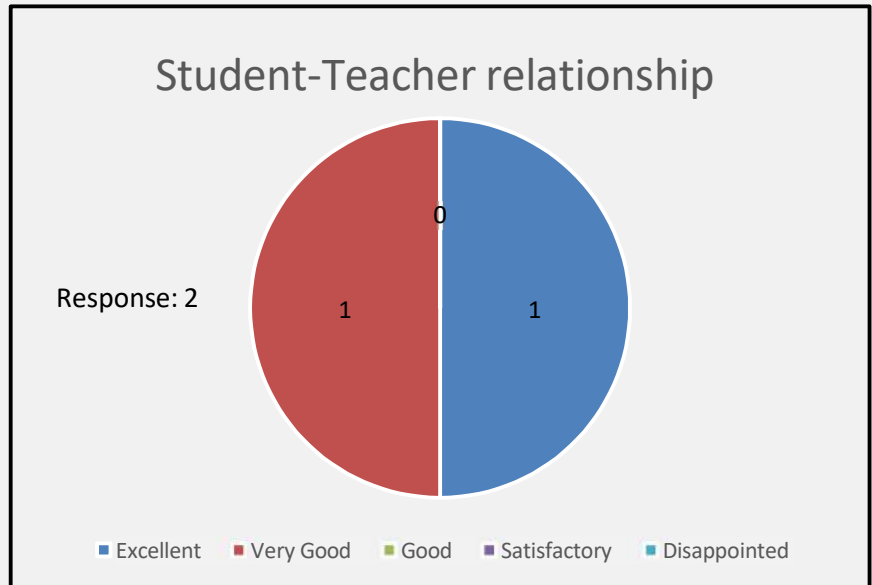
Excellent	0
Very Good	2
Good	0
Satisfactory	0
Disappointed	0
	2



100 % respondents found Internship / Project as part of the curriculum of the teacher very good.

13. Student Teacher Relationship:

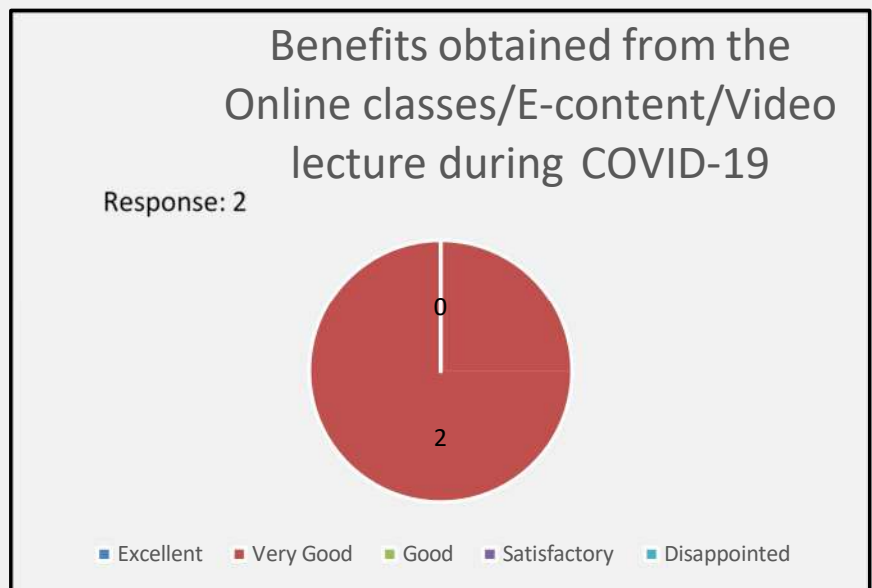
Excellent	1
Very Good	1
Good	0
Satisfactory	0
Disappointed	0
	2



100 % respondents found Student Teacher Relationship very good. 50% found it excellent.

14. Beneficiality of the online Lectures and content during Covid-19:

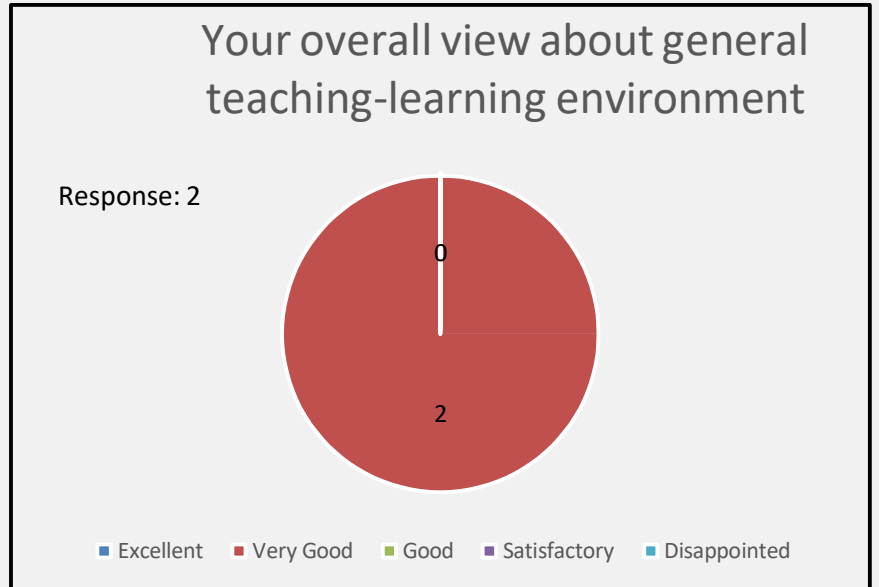
Excellent	0
Very Good	2
Good	0
Satisfactory	0
Disappointed	0
	2



100 % respondents found the online Lectures and content provide by the Teacher during Covid-19 very good.

15. Overall Teaching Learning Environment:

Excellent	0
Very Good	2
Good	0
Satisfactory	0
Disappointed	0
	2



100 % respondents found Overall Teaching Learning Environment of the Teacher very good.

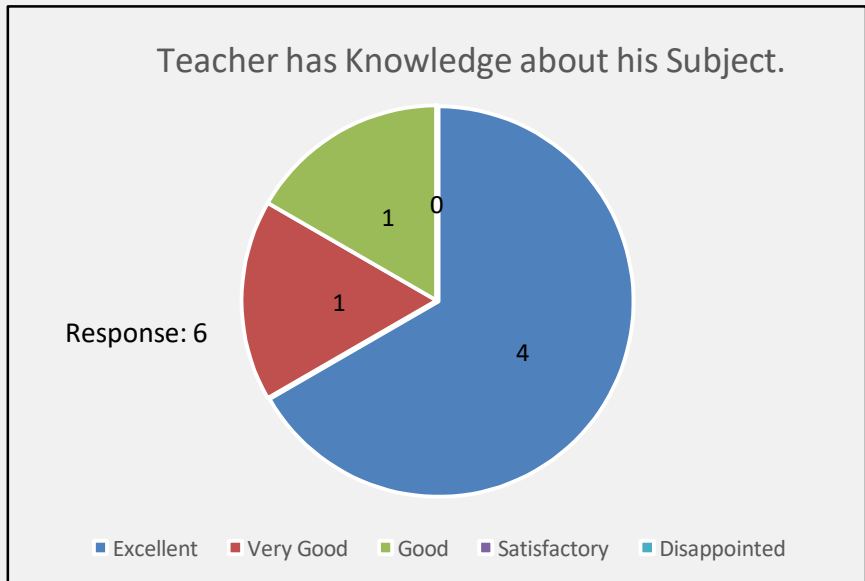
APPRAISAL: Sample size too small to be assessed.

Department of Hindi

Name of Teacher: Dr. Shobha Rawat

1. Subject knowledge:

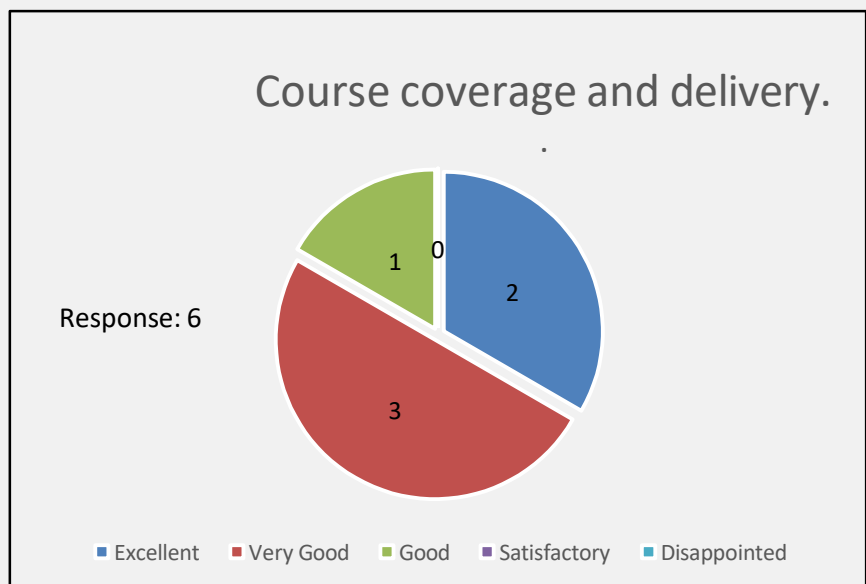
Excellent	4
Very Good	1
Good	1
Satisfactory	0
Disappointed	0
	6



100 % respondents found the Teacher's subject knowledge good and 83% found it very good and excellent.

2. Course coverage and delivery:

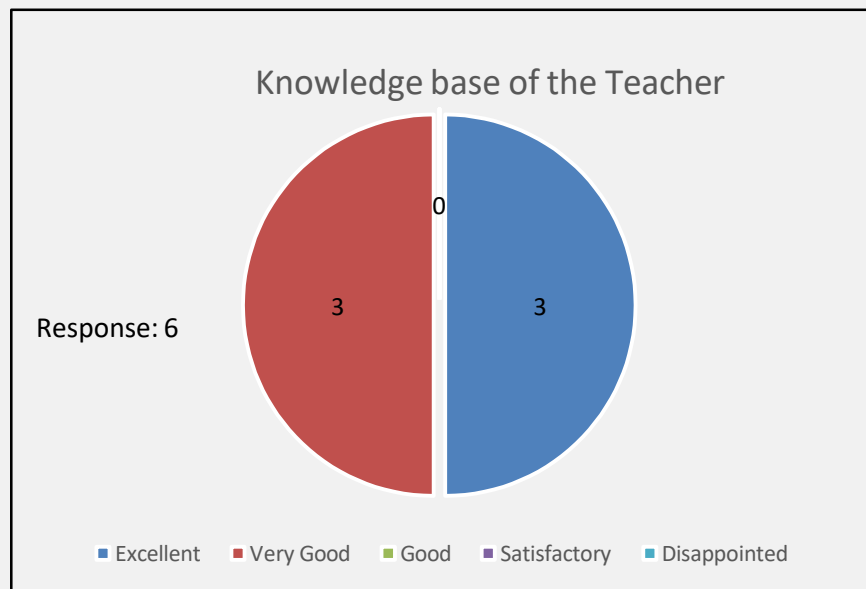
Excellent	2
Very Good	3
Good	1
Satisfactory	0
Disappointed	0
	6



100 % respondents rated the Teacher's Course coverage and delivery good and 83% awarded very good and excellent.

3. Knowledge Base:

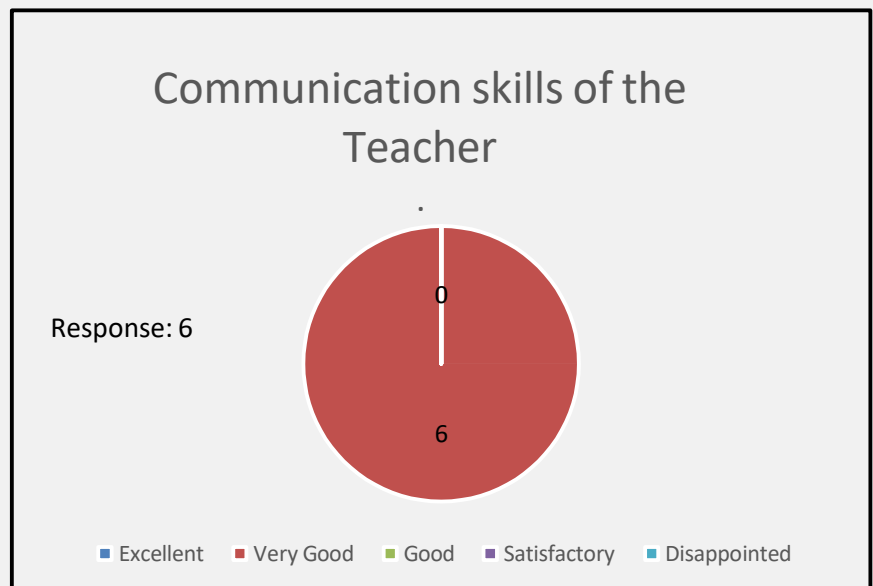
Excellent	3
Very Good	3
Good	0
Satisfactory	0
Disappointed	0
	6



100 % respondents found the Teacher's Knowledge base very good and 50% found it excellent.

4. Communication Skills:

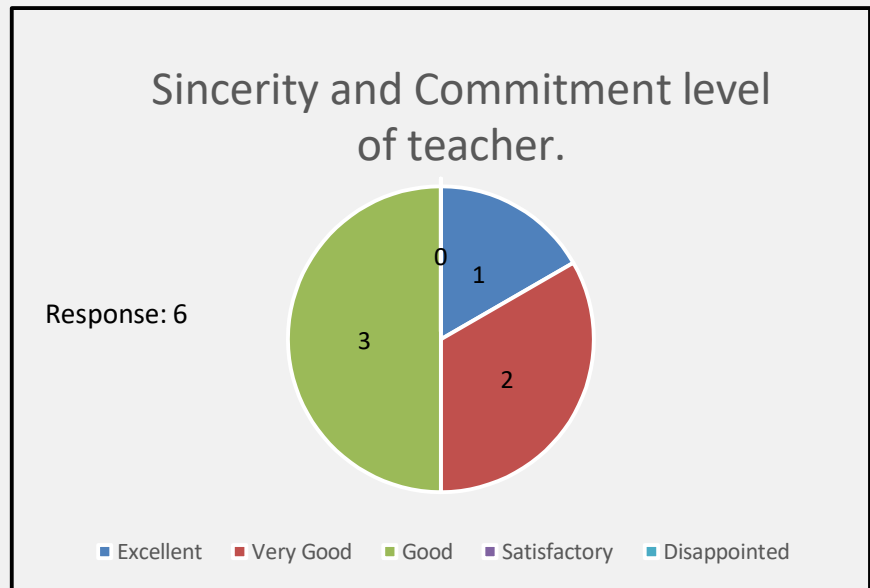
Excellent	0
Very Good	6
Good	0
Satisfactory	0
Disappointed	0
	6



100 % respondents found the Teacher's Communication Skills very good.

5. Sincerity and Commitment level:

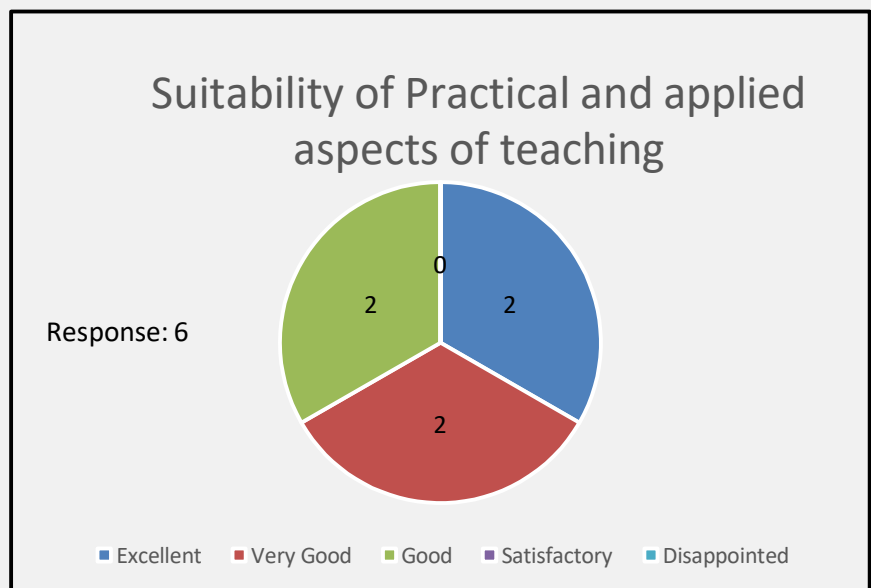
Excellent 1
Very Good 2
Good 3
Satisfactory 0
Disappointed 0
6



100 % respondents found the Teacher's Sincerity and Commitment level to be good. 50% respondents found it very good and excellent.

6. Applied Aspects of Teaching:

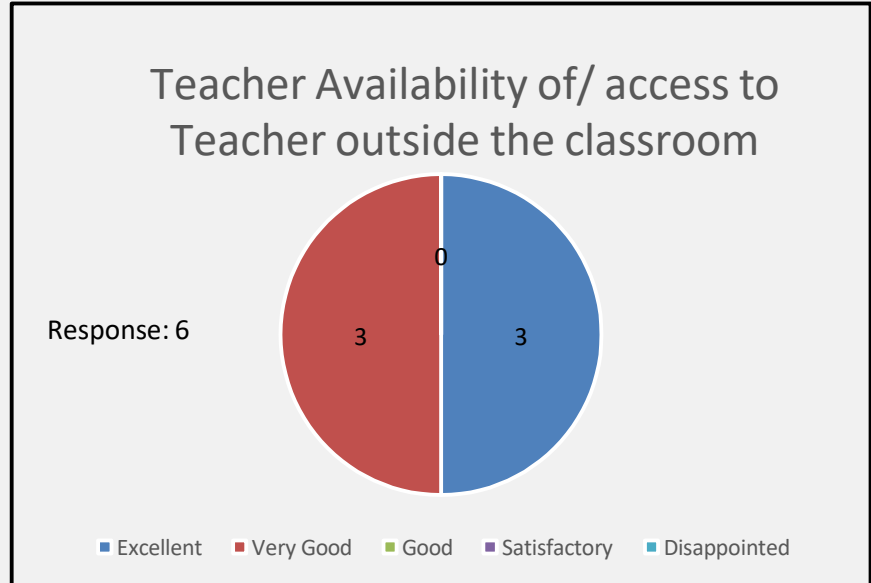
Excellent 2
Very Good 2
Good 2
Satisfactory 0
Disappointed 0
6



100 % respondents found the Teacher's Applied Aspects of Teaching good and 67% found it very good.

7. Off Classroom Accessibility:

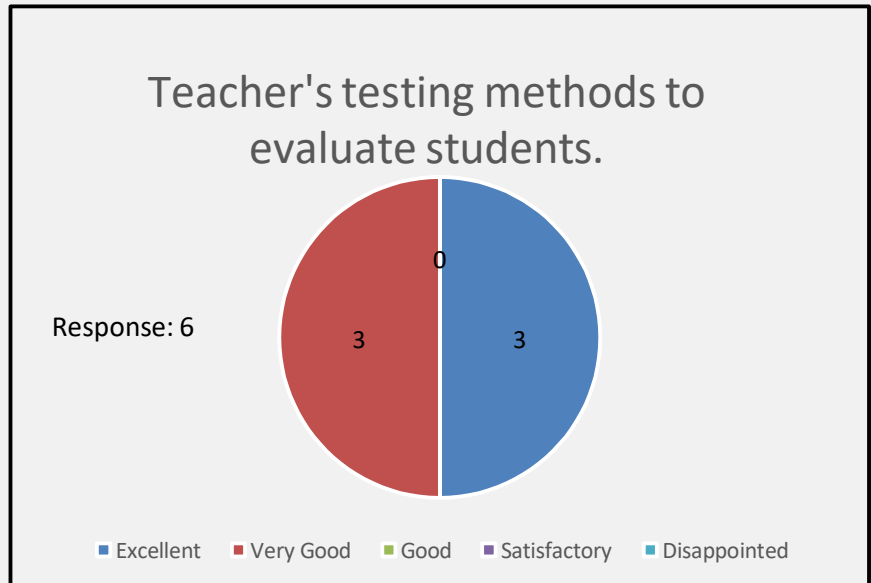
Excellent	3
Very Good	3
Good	0
Satisfactory	0
Disappointed	0
	6



100 % respondents found Off Classroom Accessibility of the Teacher very good. 50% found it excellent.

8. Evaluation Methods:

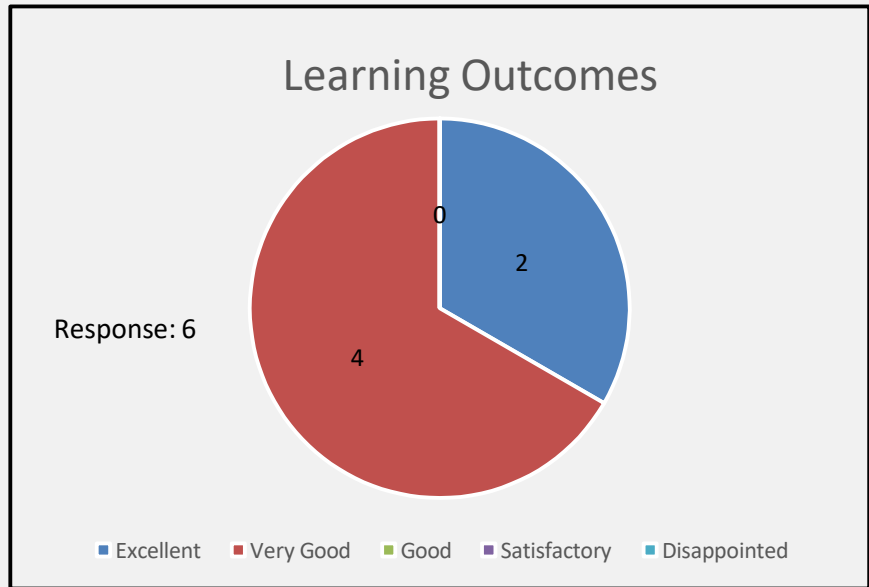
Excellent	3
Very Good	3
Good	0
Satisfactory	0
Disappointed	0
	6



100 % respondents found Evaluation Methods of the Teacher very good. 50% found it excellent.

9. Learning Outcomes:

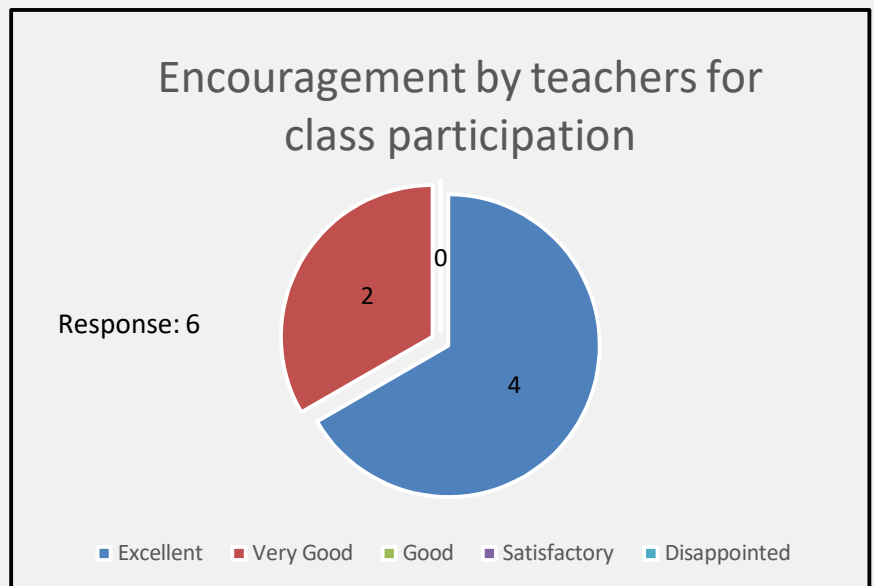
Excellent	2
Very Good	4
Good	0
Satisfactory	0
Disappointed	0
	6



100 % respondents found the Learning Outcomes of the teaching very good.33 % ranked it excellent.

10. Encouraging Class Participation:

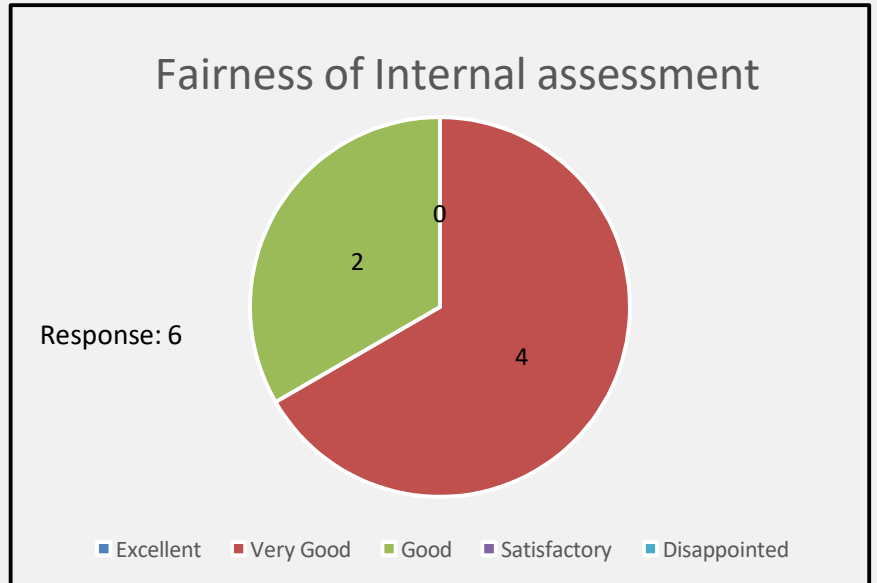
Excellent	4
Very Good	2
Good	0
Satisfactory	0
Disappointed	0
	6



100 % respondents found the encouragement for the Class Participation by the Teacher very good. 67% found it excellent.

11. Fairness in Internal Assessment:

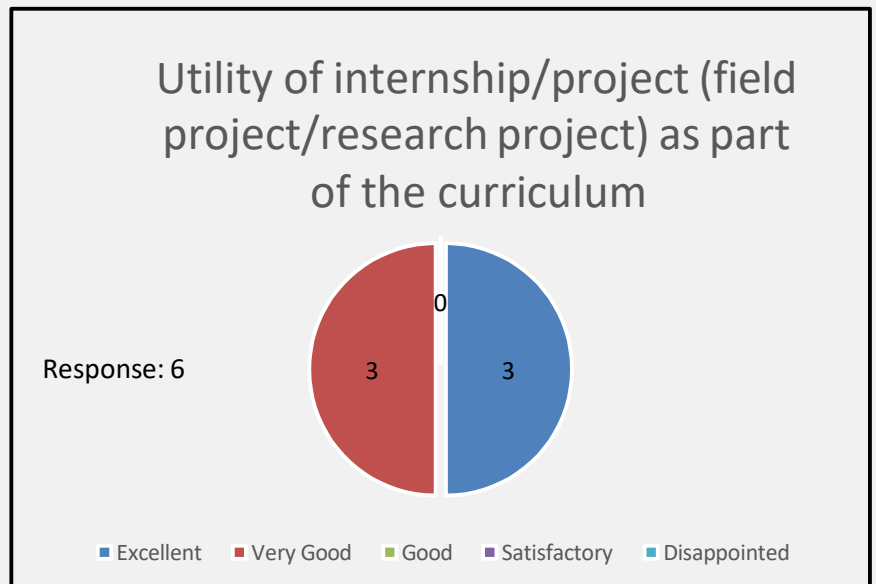
Excellent	0
Very Good	4
Good	2
Satisfactory	0
Disappointed	0
	6



100 % of the students found the teacher good in the Fairness in Internal Assessment and 67% found it very good.

12. Internship / Project as part of the curriculum:

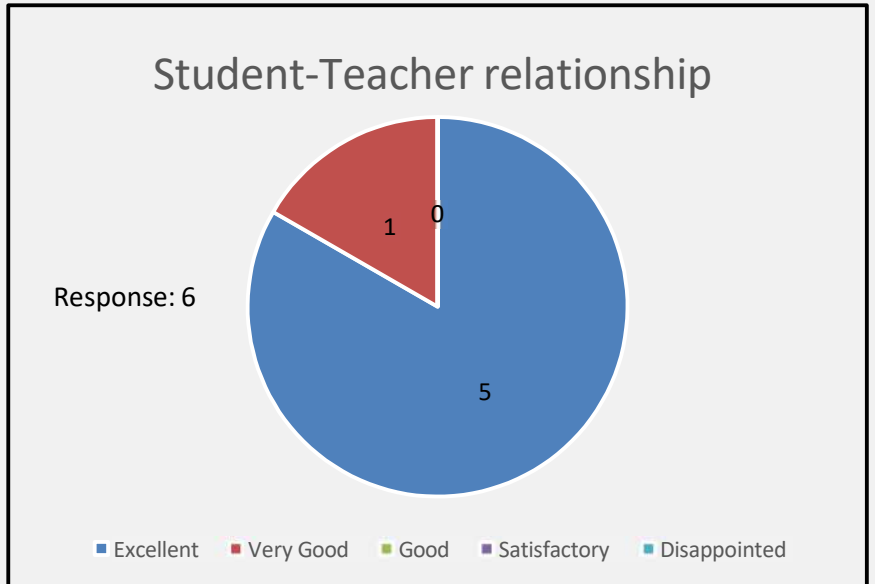
Excellent	3
Very Good	3
Good	0
Satisfactory	0
Disappointed	0
	6



100 % respondents found Internship / Project as part of the curriculum of the teacher very good. 50% ranked it excellent.

13. Student Teacher Relationship:

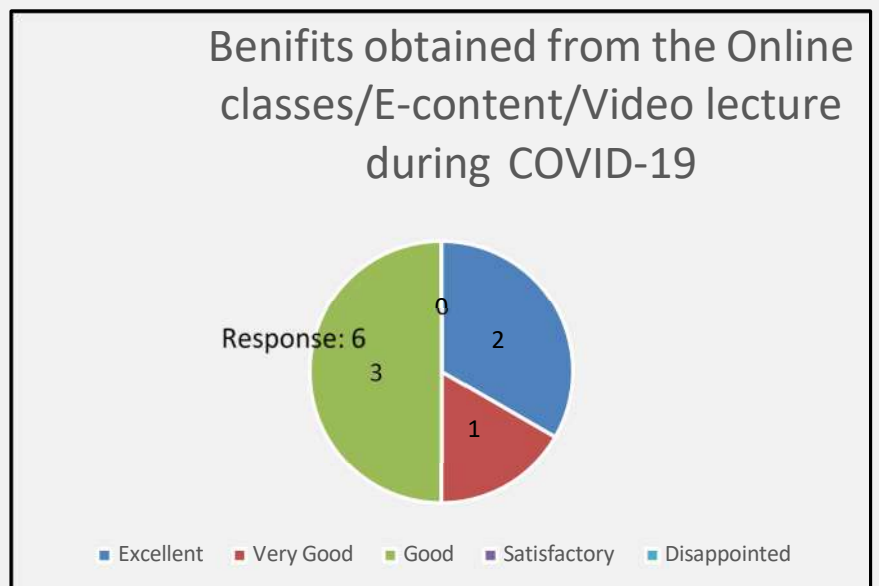
Excellent	5
Very Good	1
Good	0
Satisfactory	0
Disappointed	0
	6



100 % respondents found Student Teacher Relationship very good. 83% found it excellent.

14. Beneficiality of the online Lectures and content during Covid-19:

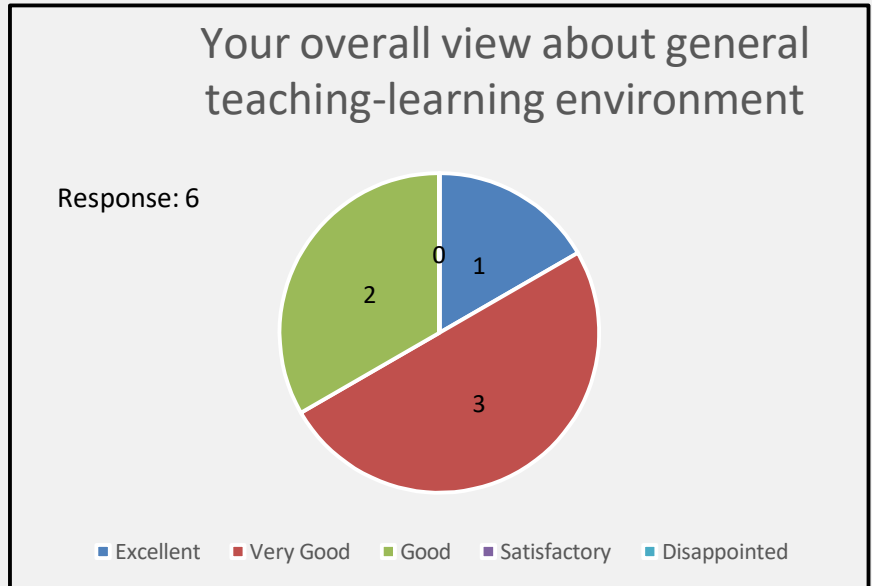
Excellent	2
Very Good	1
Good	3
Satisfactory	0
Disappointed	0
	6



100 % respondents found the online Lectures and content provide by the Teacher during Covid-19 good. 50% found it very good and excellent.

15. Overall Teaching Learning Environment:

Excellent	1
Very Good	3
Good	2
Satisfactory	0
Disappointed	0
	6



100 % respondents found Overall Teaching Learning Environment of the Teacher good.67% found it very good and excellent.

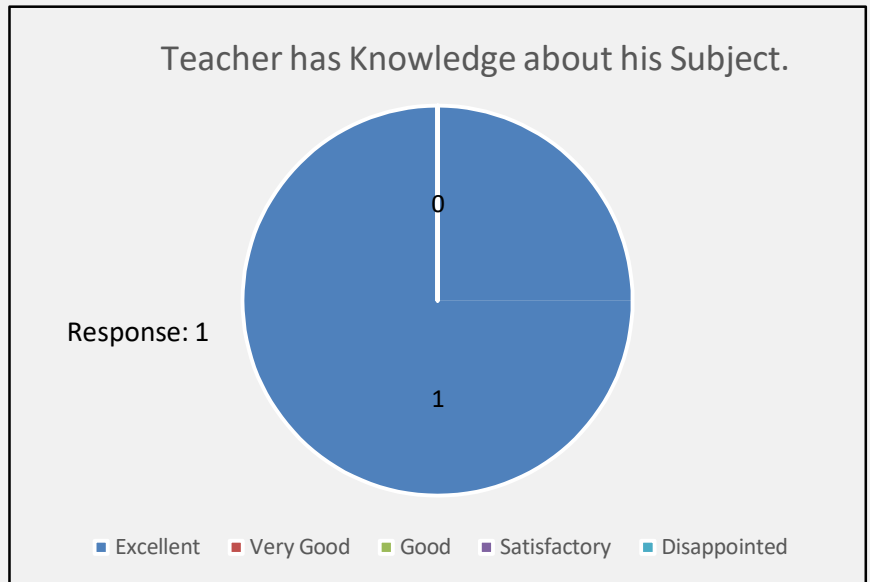
APPRAISAL: Sample size too small to be assessed.

Department of Home Science

Name of Teacher: Dr. Seema Kumari

1. Subject knowledge:

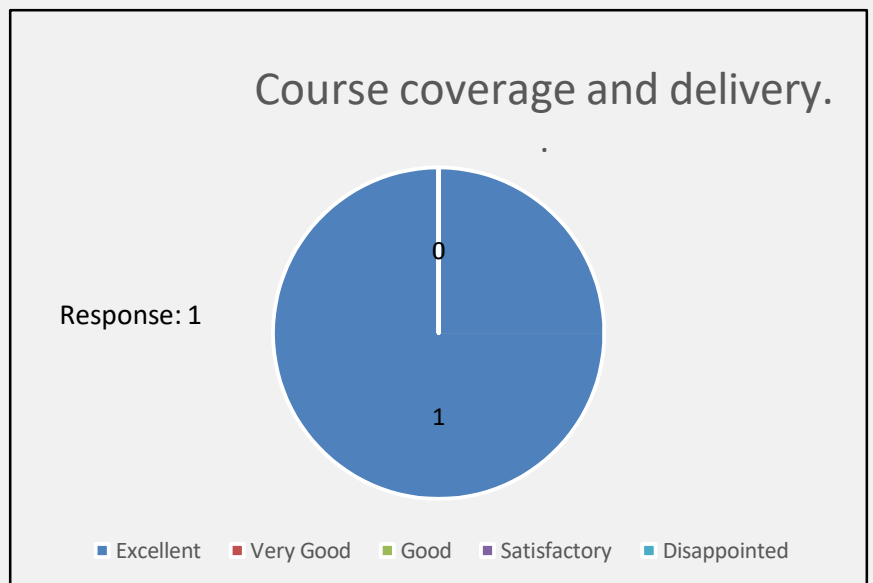
Excellent	1
Very Good	0
Good	0
Satisfactory	0
Disappointed	0
	1



100 % respondents found the Teacher's subject knowledge excellent.

2. Course coverage and delivery:

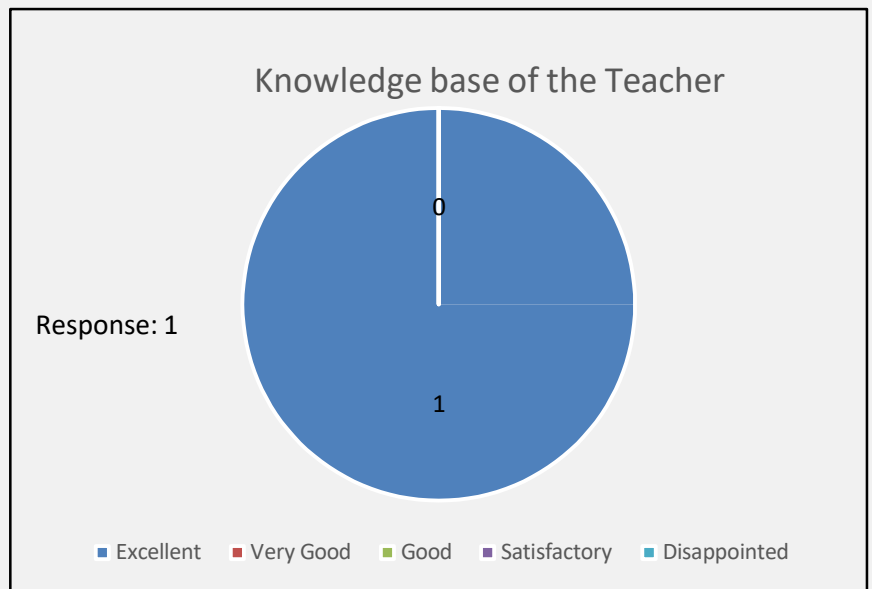
Excellent	1
Very Good	0
Good	0
Satisfactory	0
Disappointed	0
	1



100 % respondents rated the Teacher's Course coverage and delivery excellent.

3. Knowledge Base:

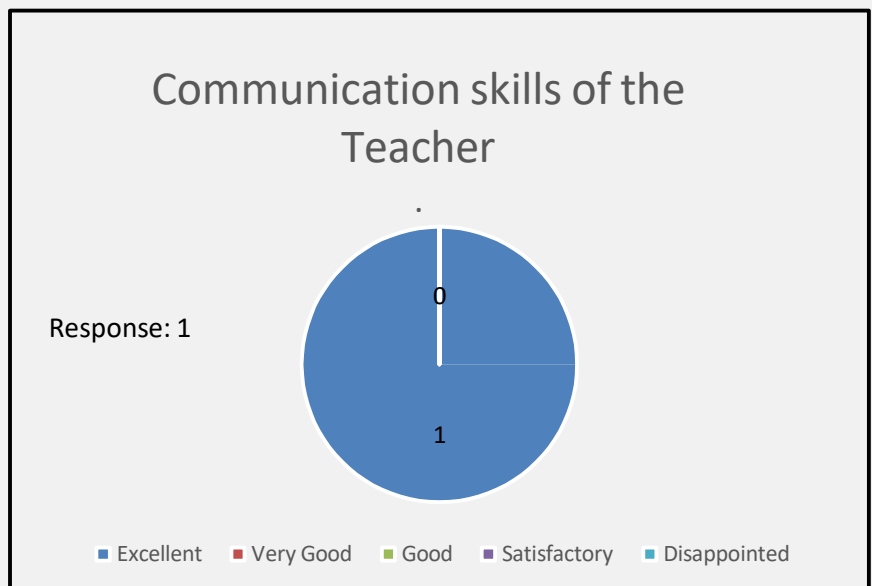
Excellent 1
Very Good 0
Good 0
Satisfactory 0
Disappointed 0
1



100 % respondents found the Teacher's Knowledge base excellent.

4. Communication Skills:

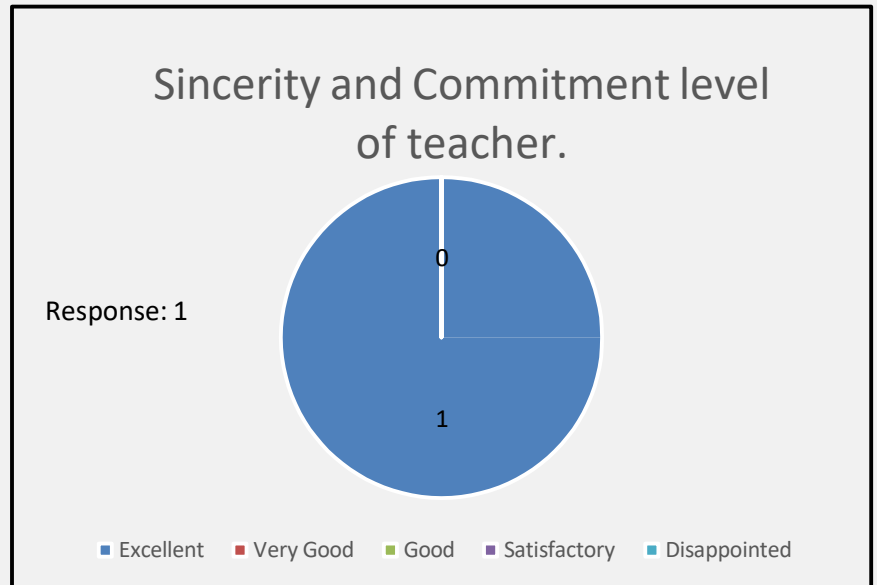
Excellent 1
Very Good 0
Good 0
Satisfactory 0
Disappointed 0
1



100 % respondents found the Teacher's Communication Skills excellent.

5. Sincerity and Commitment level:

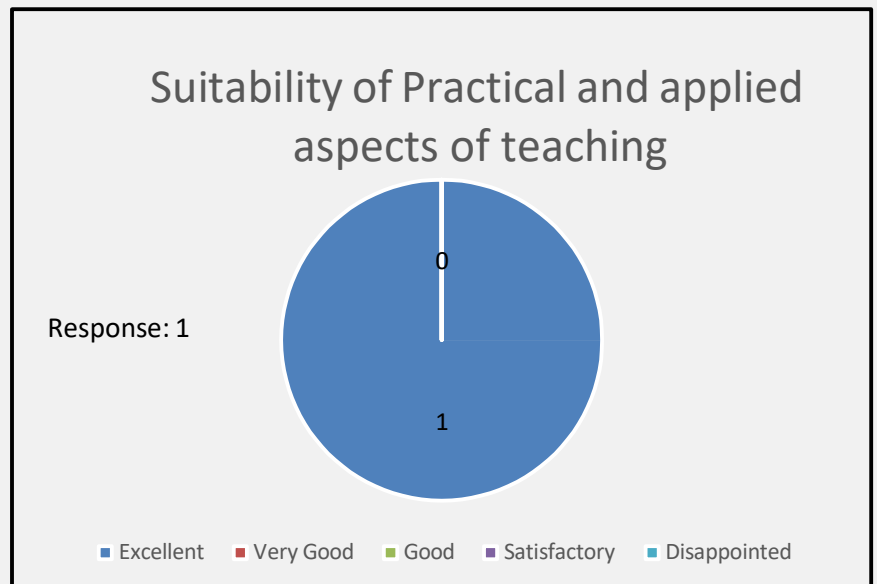
Excellent 1
Very Good 0
Good 0
Satisfactory 0
Disappointed 0
1



100 % respondents found the Teacher's Sincerity and Commitment level to be excellent.

6. Applied Aspects of Teaching:

Excellent 1
Very Good 0
Good 0
Satisfactory 0
Disappointed 0
1

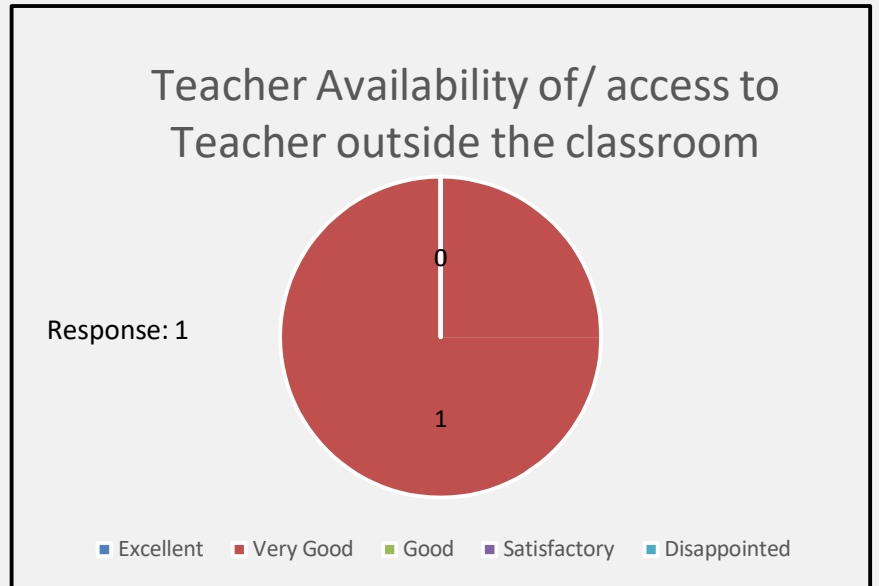


100 % respondents found the Teacher's Applied Aspects of Teaching excellent.

7. Off Classroom Accessibility:

Excellent	0
Very Good	1
Good	0
Satisfactory	0
Disappointed	0

1

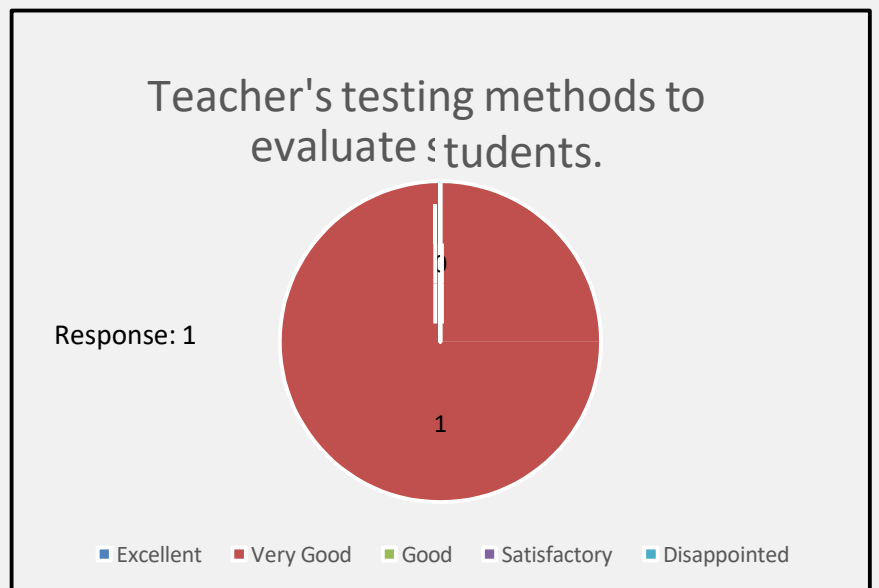


100 % respondents found Off Classroom Accessibility of the Teacher very good.

8. Evaluation Methods:

Excellent	0
Very Good	1
Good	0
Satisfactory	0
Disappointed	0

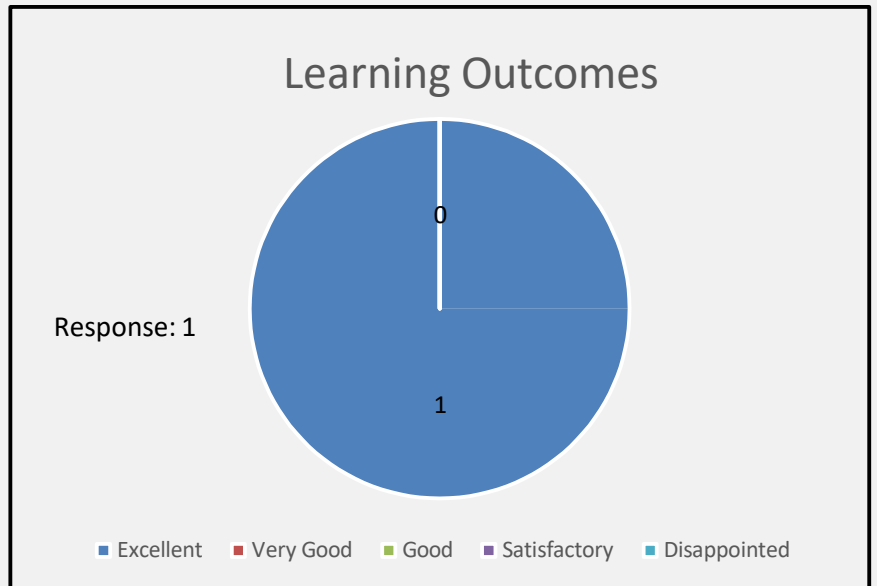
1



100 % respondents found Evaluation Methods used by the Teacher very good.

9. Learning Outcomes:

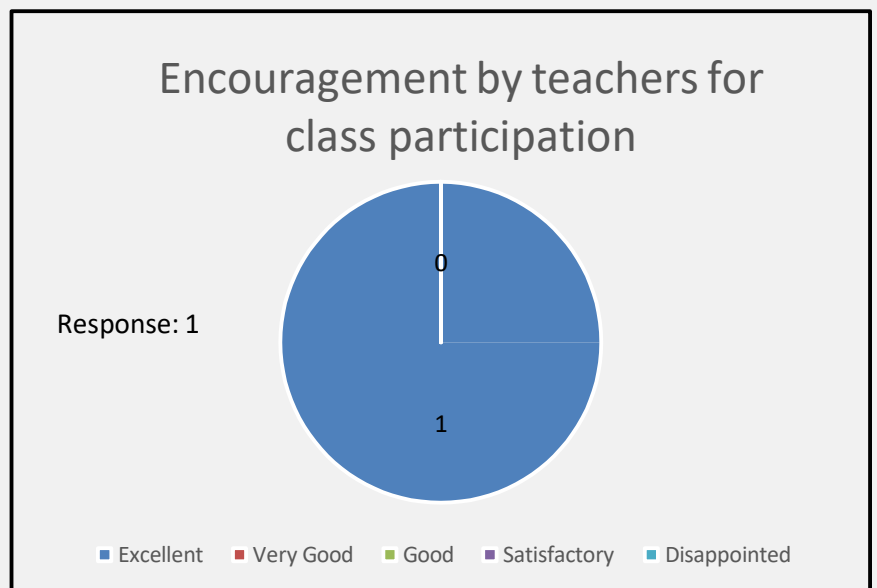
Excellent	1
Very Good	0
Good	0
Satisfactory	0
Disappointed	0
	1



100 % respondents found the Learning Outcomes of the teaching excellent.

10. Encouraging Class Participation:

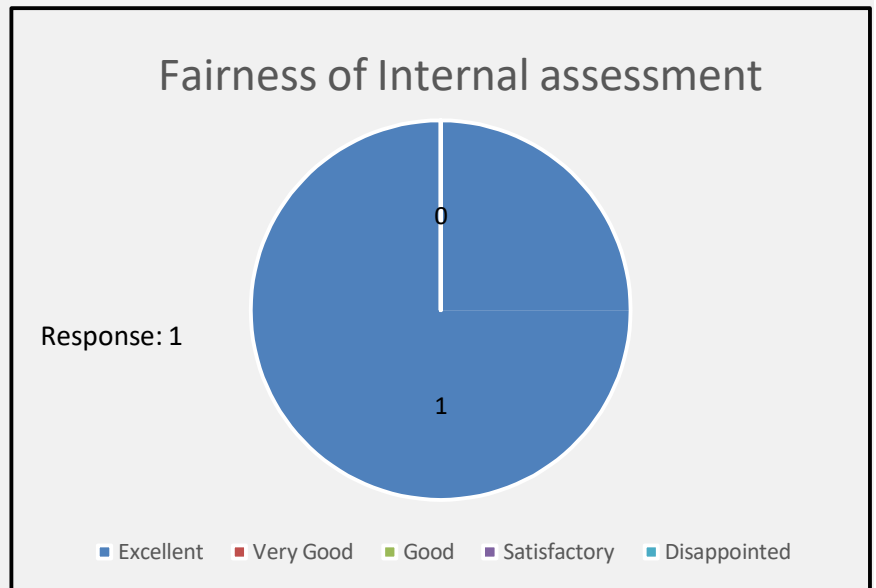
Excellent	1
Very Good	0
Good	0
Satisfactory	0
Disappointed	0
	1



100 % respondents found the encouragement for the Class Participation by the Teacher excellent.

11. Fairness in Internal Assessment:

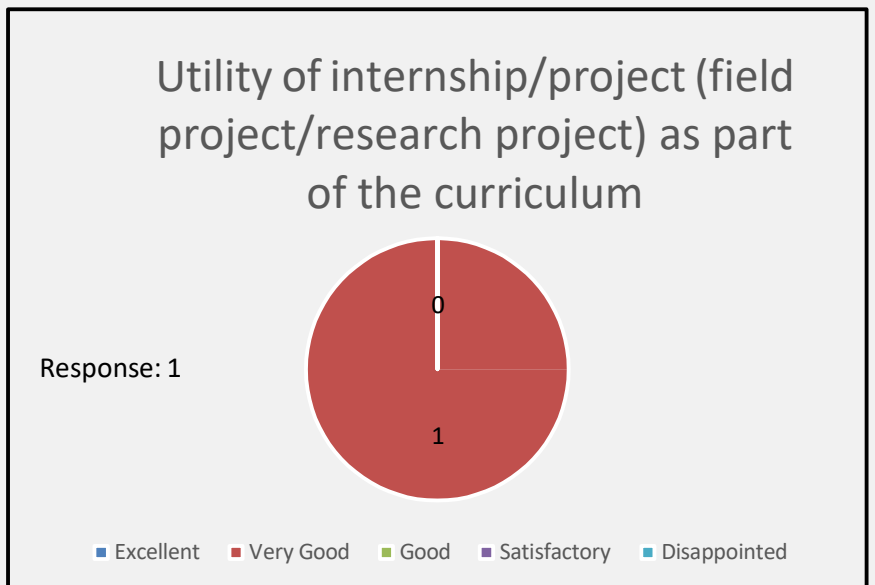
Excellent	1
Very Good	0
Good	0
Satisfactory	0
Disappointed	0
	1



100 % of the students found the teacher excellent in the Fairness in Internal Assessment.

12. Internship / Project as part of the curriculum:

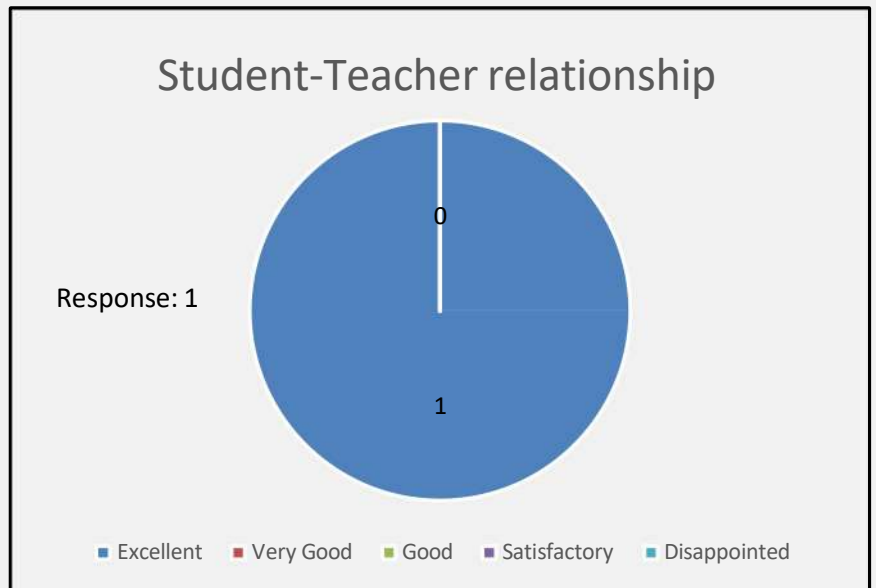
Excellent	1
Very Good	0
Good	0
Satisfactory	0
Disappointed	0
	1



100 % respondents labeled the utilization of the Internship / Project by the teacher as part of the curriculum excellent.

13. Student Teacher Relationship:

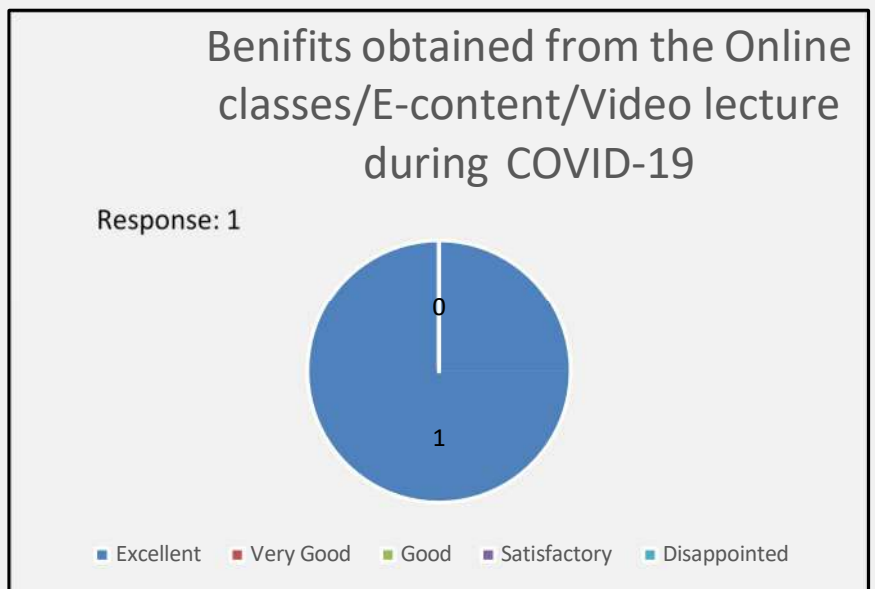
Excellent	1
Very Good	0
Good	0
Satisfactory	0
Disappointed	0
	1



100 % respondents found Student Teacher Relationship excellent.

14. Beneficiality of the online Lectures and content during Covid-19:

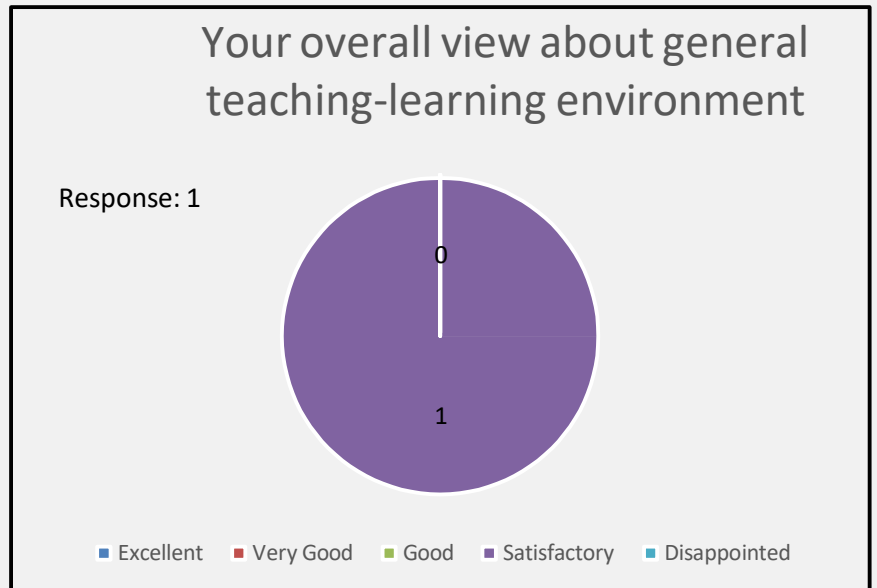
Excellent	1
Very Good	0
Good	0
Satisfactory	0
Disappointed	0
	1



100 % respondents found the online Lectures and content provide by the teacher during Covid-19 excellent.

15. Overall Teaching Learning Environment:

Excellent	1
Very Good	0
Good	0
Satisfactory	0
Disappointed	0
	1



100 % respondents found Overall Teaching Learning Environment of the Teacher good.67% found it excellent.

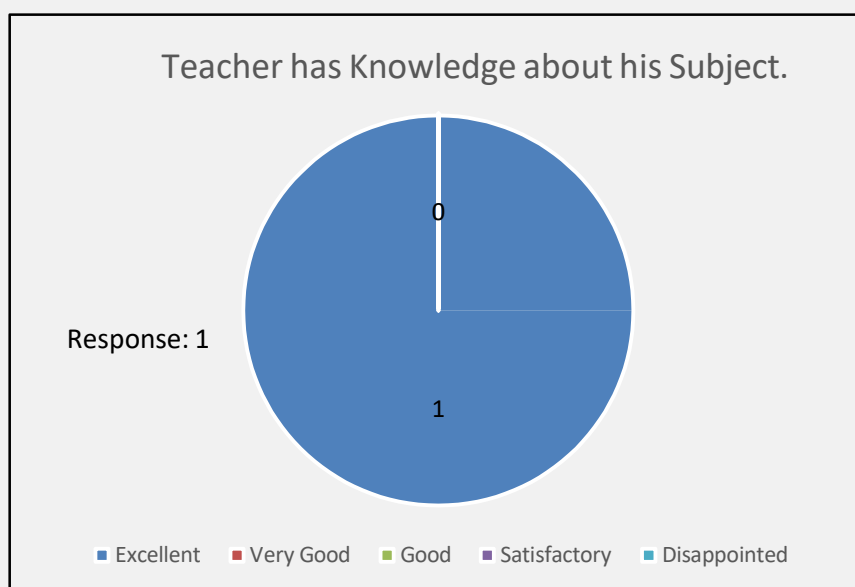
APPRAISAL: Sample size too small to be assessed.

Department of Home Science

Name of Teacher: Dr. Sarita Chauhan

1. Subject knowledge:

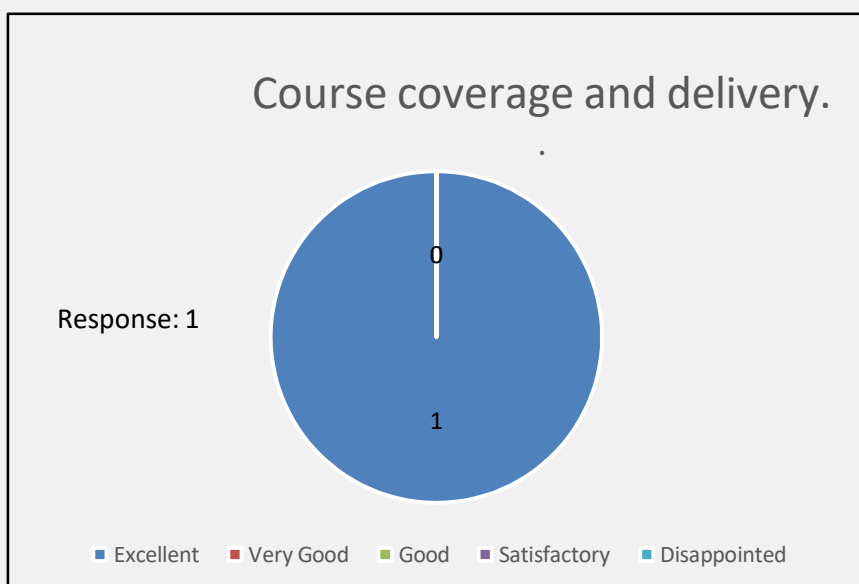
Excellent	1
Very Good	0
Good	0
Satisfactory	0
Disappointed	0
	1



100 % respondents found the Teacher's subject knowledge excellent.

2. Course coverage and delivery:

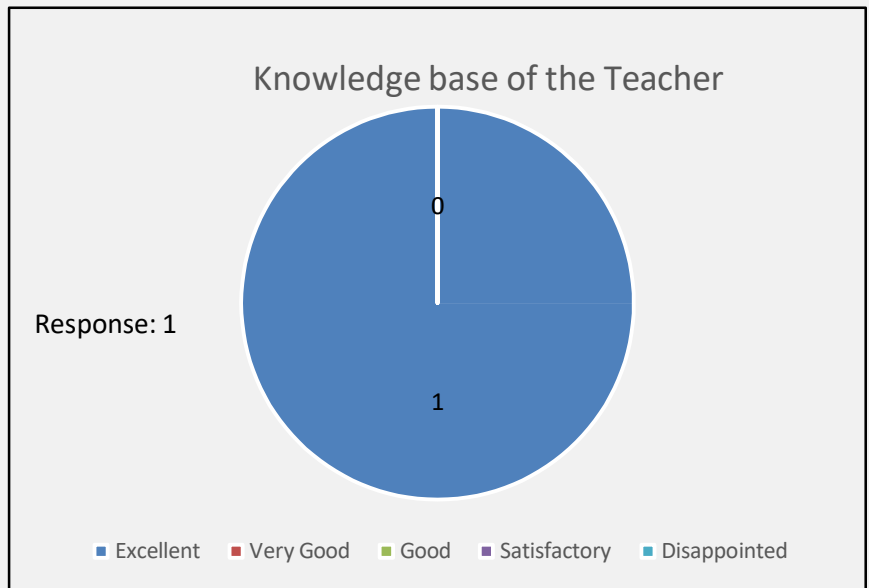
Excellent	1
Very Good	0
Good	0
Satisfactory	0
Disappointed	0
	1



100 % respondents rated the Teacher's Course coverage and delivery excellent.

3. Knowledge Base:

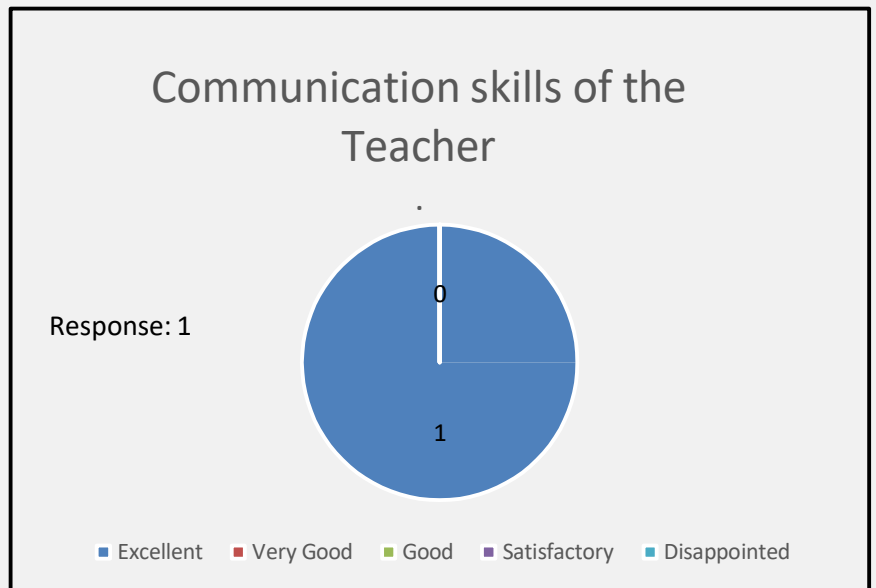
Excellent	1
Very Good	0
Good	0
Satisfactory	0
Disappointed	0
	1



100 % respondents found the Teacher's Knowledge base excellent.

4. Communication Skills:

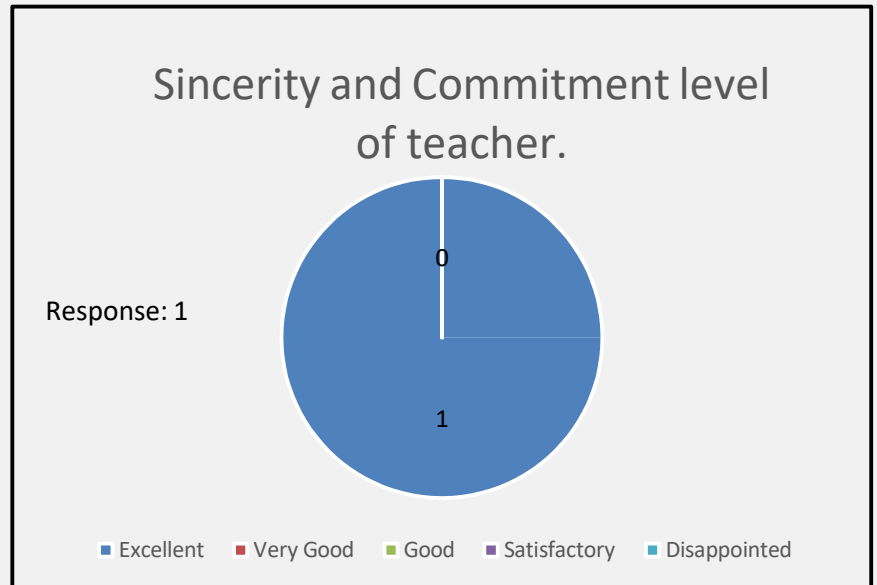
Excellent	1
Very Good	0
Good	0
Satisfactory	0
Disappointed	0
	1



100 % respondents found the Teacher's Communication Skills excellent.

5. Sincerity and Commitment level:

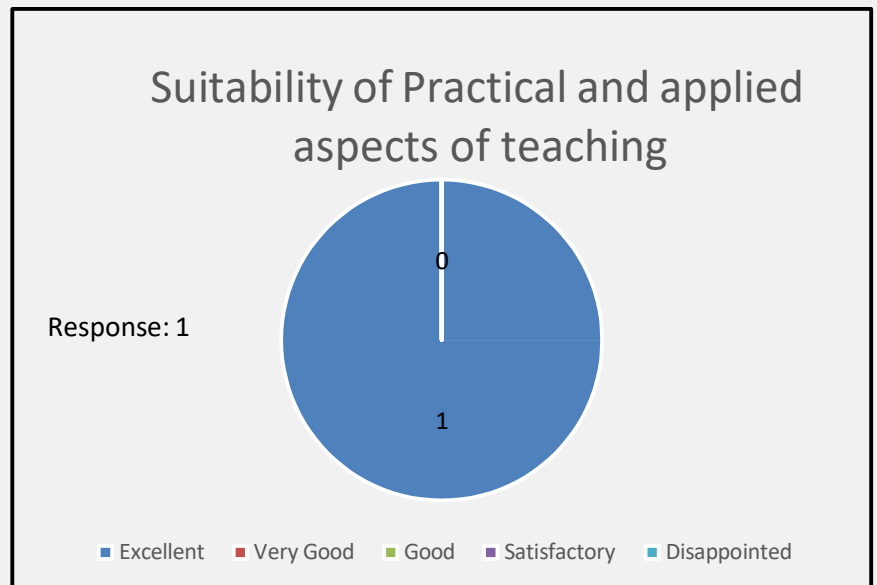
Excellent	1
Very Good	0
Good	0
Satisfactory	0
Disappointed	0
	1



100 % respondents found the Teacher's Sincerity and Commitment level to be excellent.

6. Applied Aspects of Teaching:

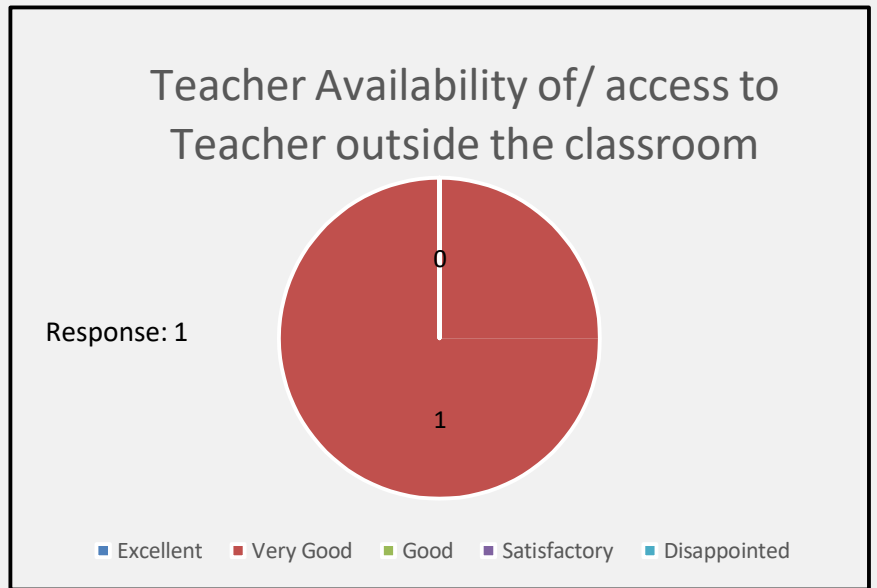
Excellent	1
Very Good	0
Good	0
Satisfactory	0
Disappointed	0
	1



100 % respondents found the Teacher's Applied Aspects of Teaching excellent.

7. Off Classroom Accessibility:

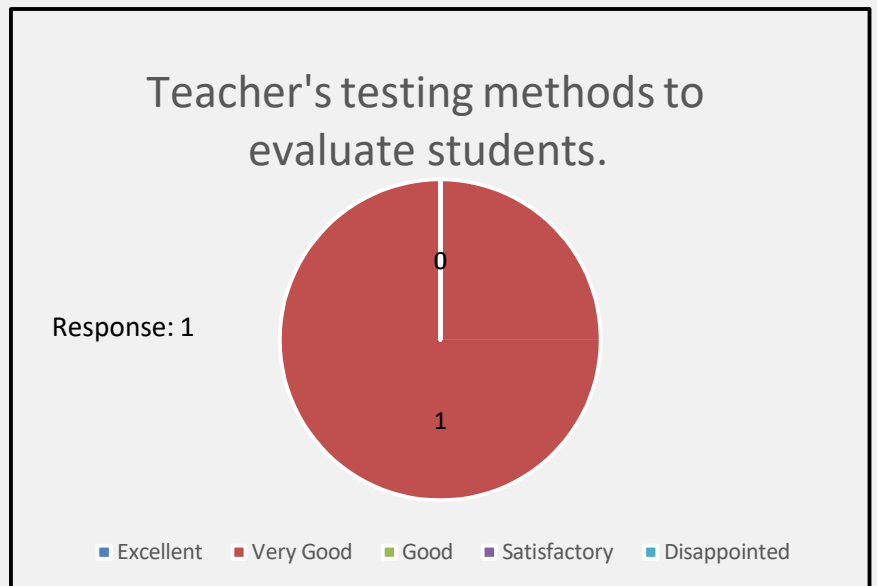
Excellent	0
Very Good	1
Good	0
Satisfactory	0
Disappointed	0
	1



100 % respondents found Off Classroom Accessibility of the Teacher very good.

8. Evaluation Methods:

Excellent	0
Very Good	1
Good	0
Satisfactory	0
Disappointed	0
	1

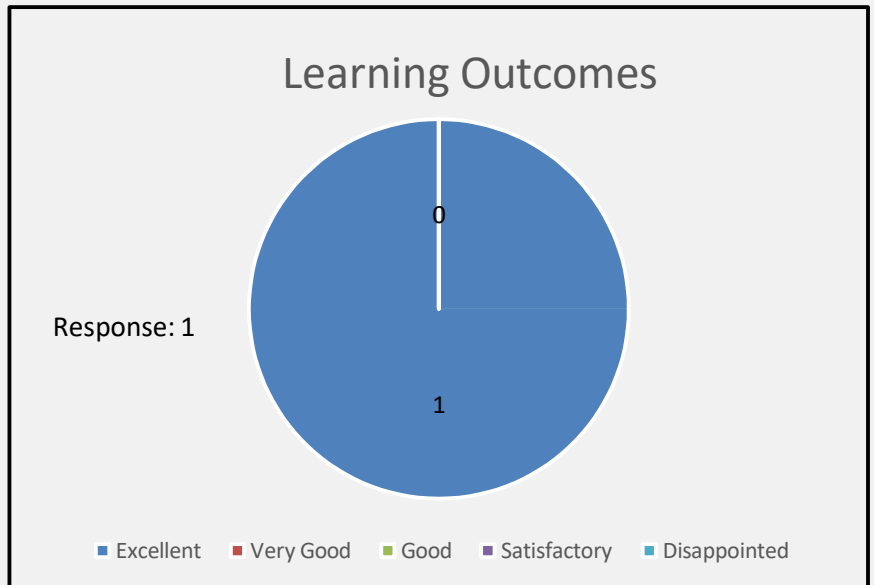


100 % respondents found Evaluation Methods used by the Teacher very good.

9. Learning Outcomes:

Excellent	1
Very Good	0
Good	0
Satisfactory	0
Disappointed	0

1

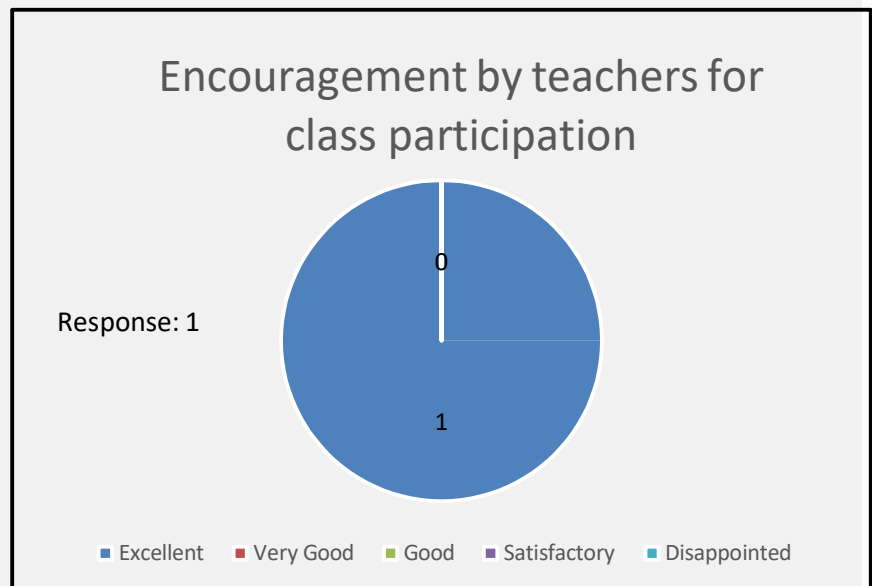


100 % respondents found the Learning Outcomes of the teaching excellent.

10. Encouraging Class Participation:

Excellent	1
Very Good	0
Good	0
Satisfactory	0
Disappointed	0

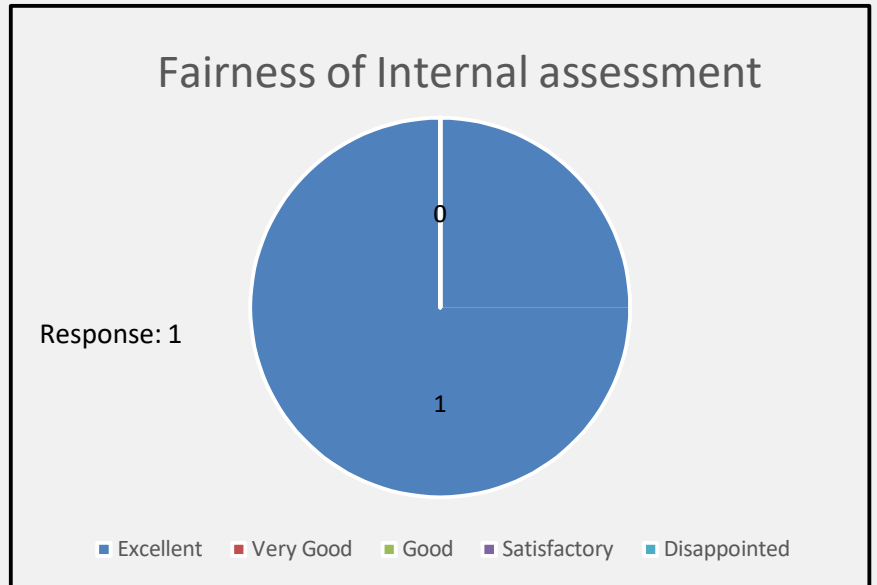
1



100 % respondents found the encouragement for the Class Participation by the Teacher excellent.

11. Fairness in Internal Assessment:

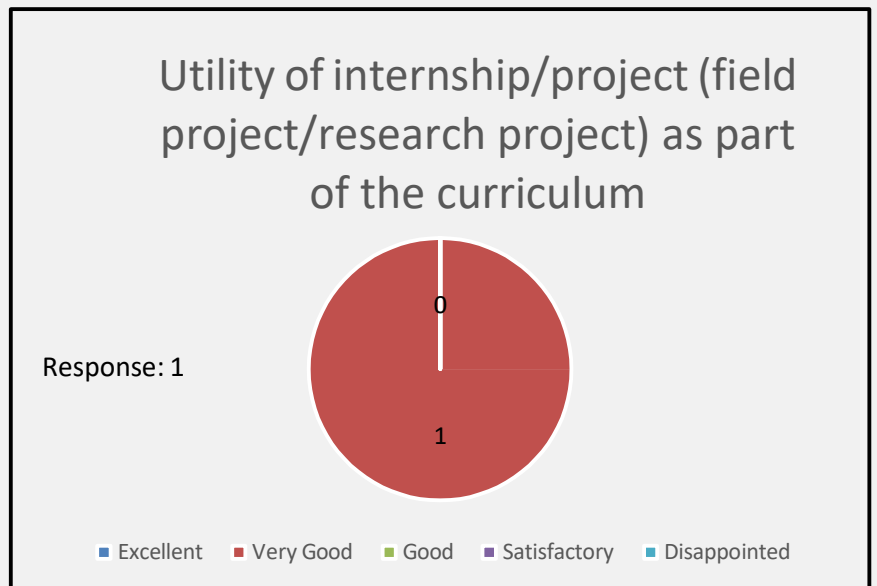
Excellent	1
Very Good	0
Good	0
Satisfactory	0
Disappointed	0
	1



100 % of the students found the teacher excellent in the Fairness in Internal Assessment.

12. Internship / Project as part of the curriculum:

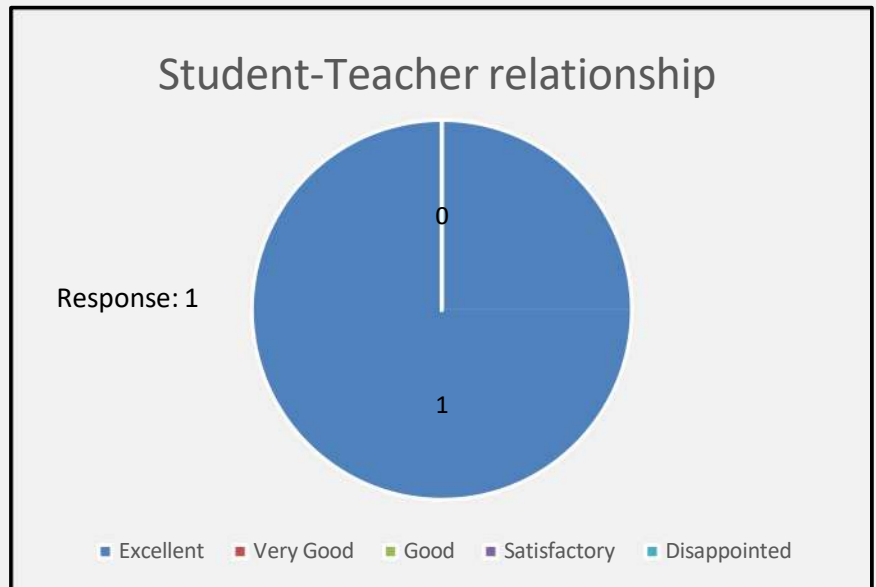
Excellent	0
Very Good	1
Good	0
Satisfactory	0
Disappointed	0
	1



100 % respondents labeled the utilization of the Internship / Project by the teacher as part of the curriculum very good.

13. Student Teacher Relationship:

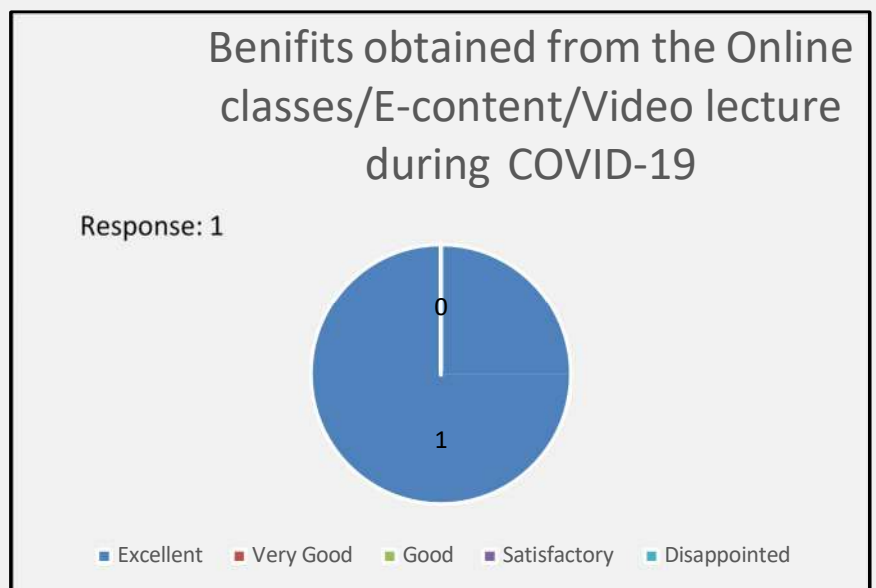
Excellent	1
Very Good	0
Good	0
Satisfactory	0
Disappointed	0
	1



100 % respondents found Student Teacher Relationship excellent.

14. Beneficiality of the online Lectures and content during Covid-19:

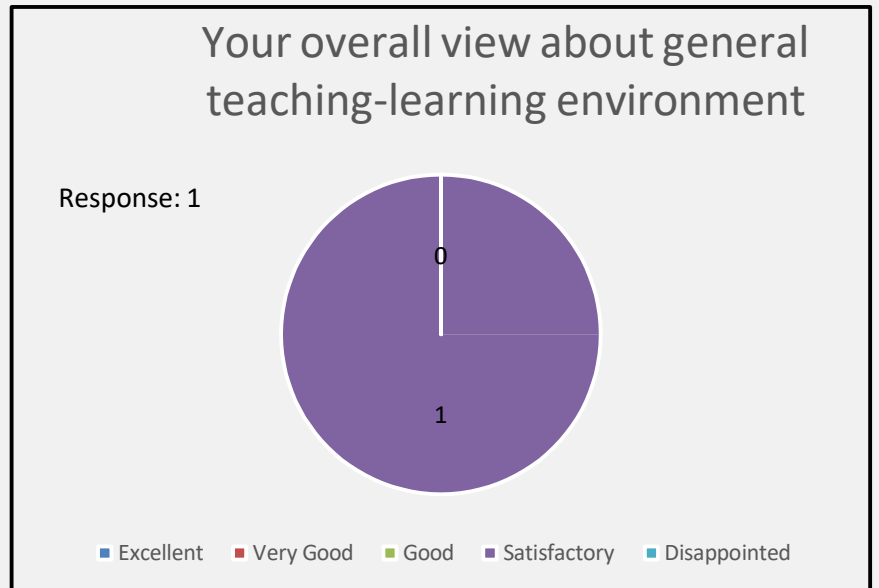
Excellent	1
Very Good	0
Good	0
Satisfactory	0
Disappointed	0
	1



100 % respondents found the online Lectures and content provide by the teacher during Covid-19 excellent.

15. Overall Teaching Learning Environment:

Excellent	0
Very Good	0
Good	0
Satisfactory	1
Disappointed	0
	1



100 % respondents found Overall Teaching Learning Environment of the Teacher satisfactory.

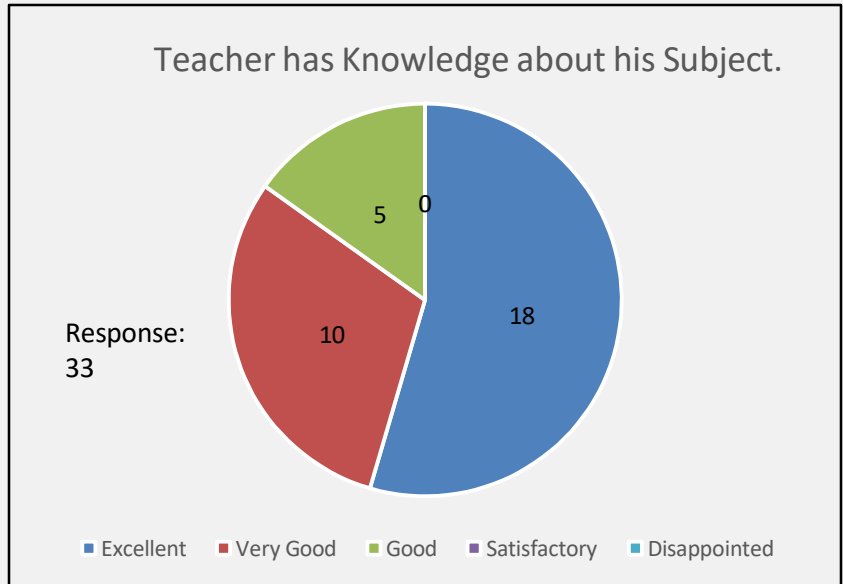
APPRAISAL: - sample size too small to be assessed.

Department of Political Science

Name of Teacher: Dr. Sant kumar

1. Subject knowledge:

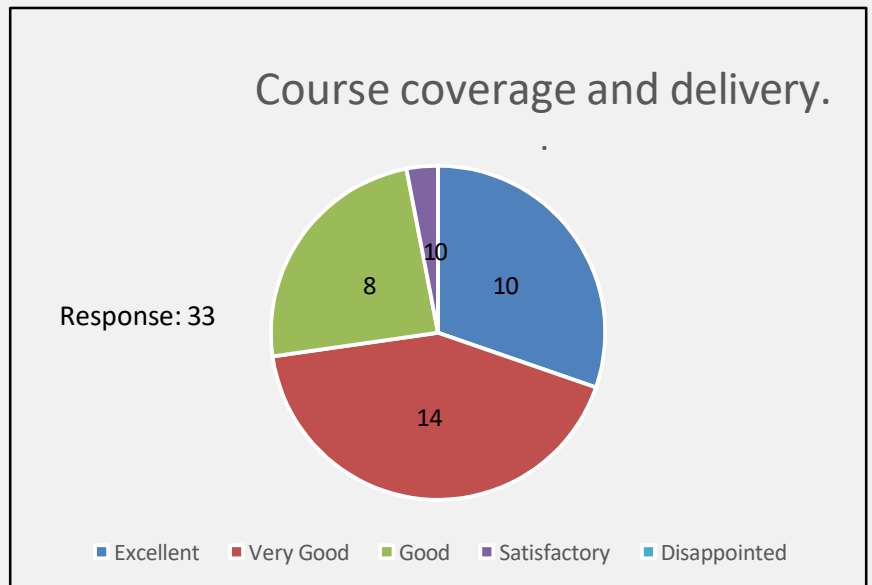
Excellent	18
Very Good	10
Good	5
Satisfactory	0
Disappointed	0
	33



100 % respondents found the Teacher’s subject knowledge good and 85% found it very good and excellent.

2. Course coverage and delivery:

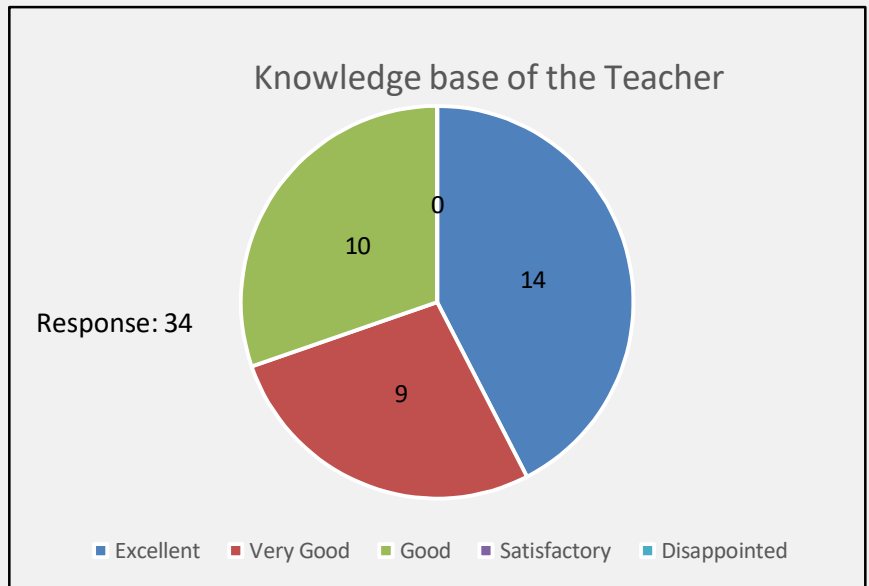
Excellent	10
Very Good	14
Good	8
Satisfactory	1
Disappointed	0
	33



100 % respondents were satisfied with the course coverage and delivery. 97% of the respondents ranked it good and above. 72% placed it at very good and excellent.

3. Knowledge Base:

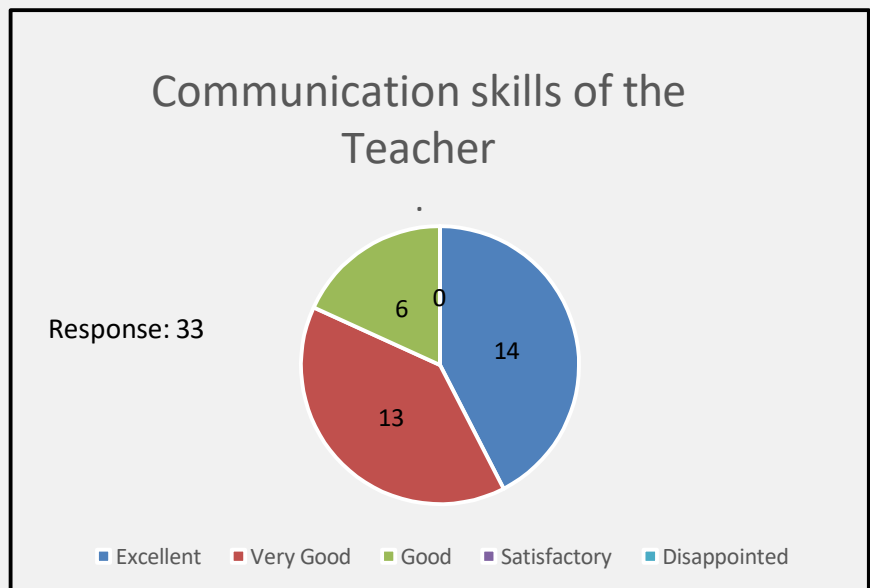
Excellent	14
Very Good	9
Good	10
Satisfactory	0
Disappointed	0
	33



100 % respondents found the knowledge base of the teacher good. 70% of respondents rated it very good and excellent.

4. Communication Skills:

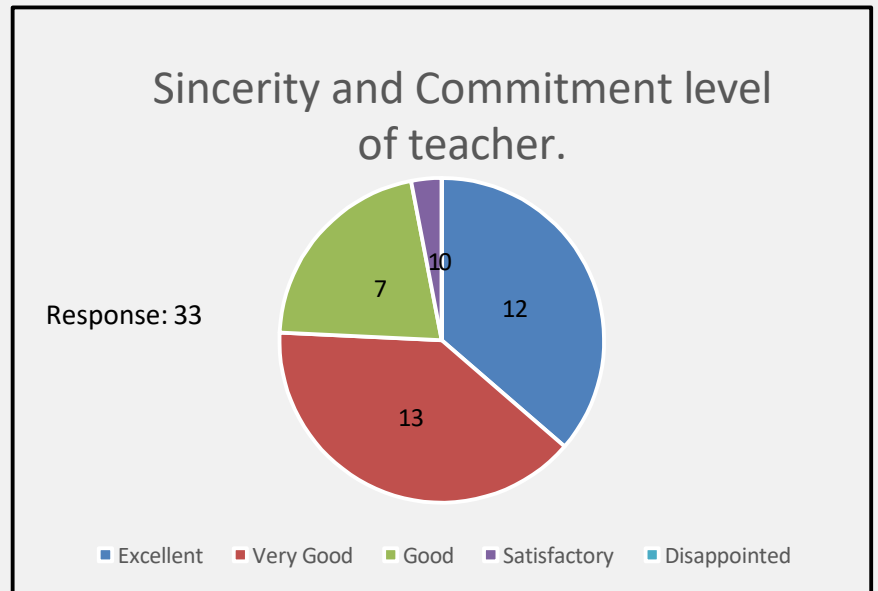
Excellent	14
Very Good	13
Good	6
Satisfactory	0
Disappointed	0
	33



100 % respondents found the Teacher's Communication Skills good and 82% found it very good and excellent.

5. Sincerity and Commitment level:

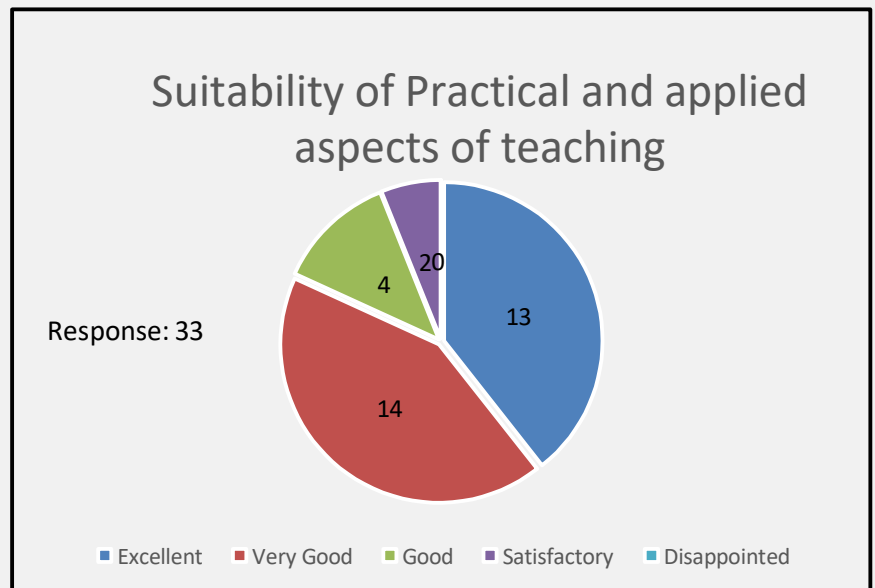
Excellent	12
Very Good	13
Good	7
Satisfactory	1
Disappointed	0
	33



100 % respondents were satisfied with Sincerity and Commitment level of the Teacher. 94% allocated good and above. 75% of respondents labeled very good and excellent.

6. Applied Aspects of Teaching:

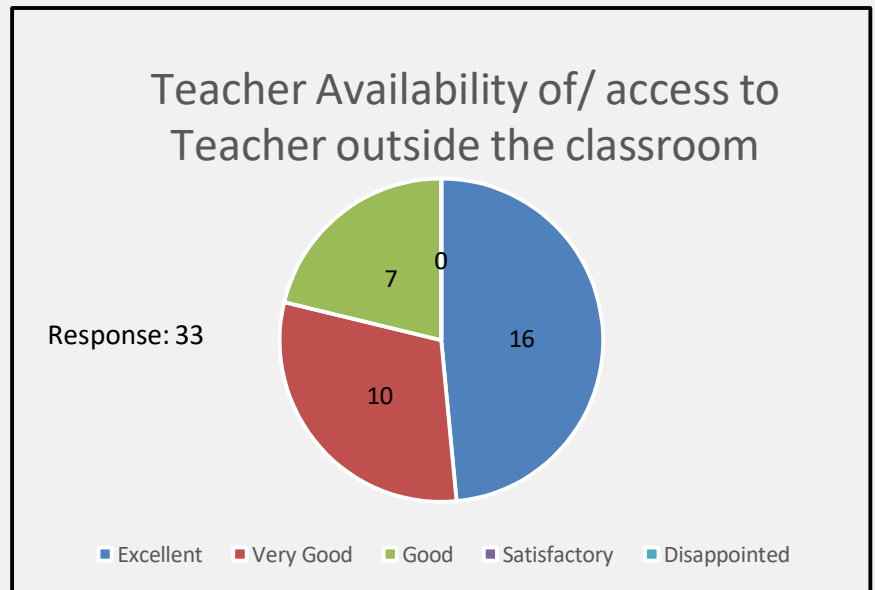
Excellent	13
Very Good	14
Good	4
Satisfactory	2
Disappointed	0
	33



100 % respondents were satisfied with Applied Aspects of Teaching of the Teacher. 88% rated it good and above. 82% of respondents graded it very good and excellent.

7. Off Classroom Accessibility:

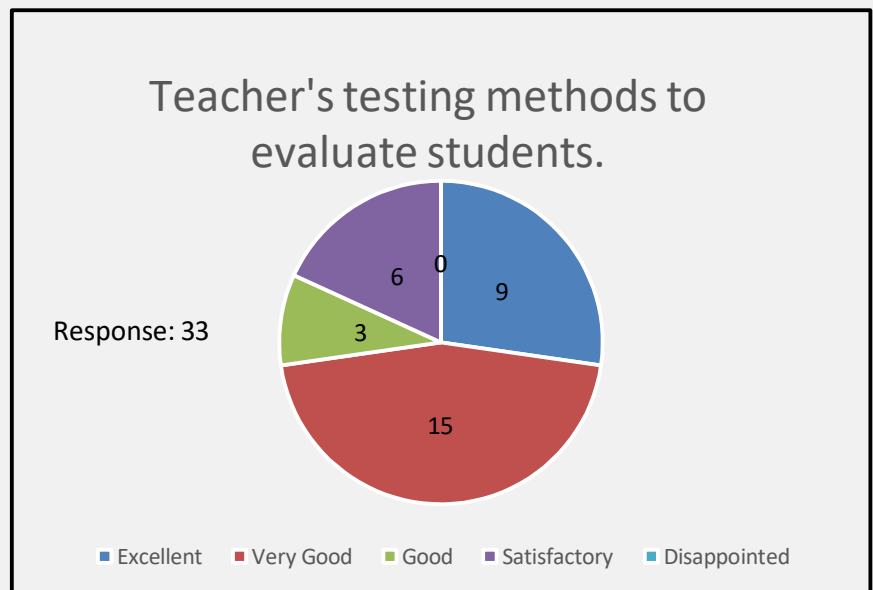
Excellent	16
Very Good	10
Good	7
Satisfactory	0
Disappointed	0
	33



100 % respondents found Off Classroom Accessibility of the Teacher good and 79% found it very good and excellent.

8. Evaluation Methods:

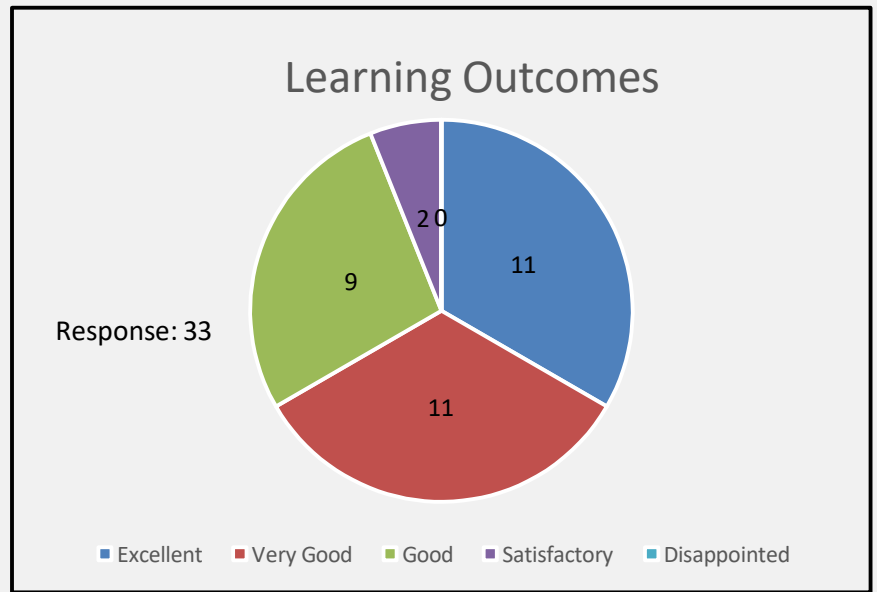
Excellent	9
Very Good	15
Good	3
Satisfactory	6
Disappointed	0
	33



100 % respondents were satisfied with the Evaluation Methods used by of the teacher. 82% awarded it good and above. 72% of respondents found it very good and excellent.

9. Learning Outcomes:

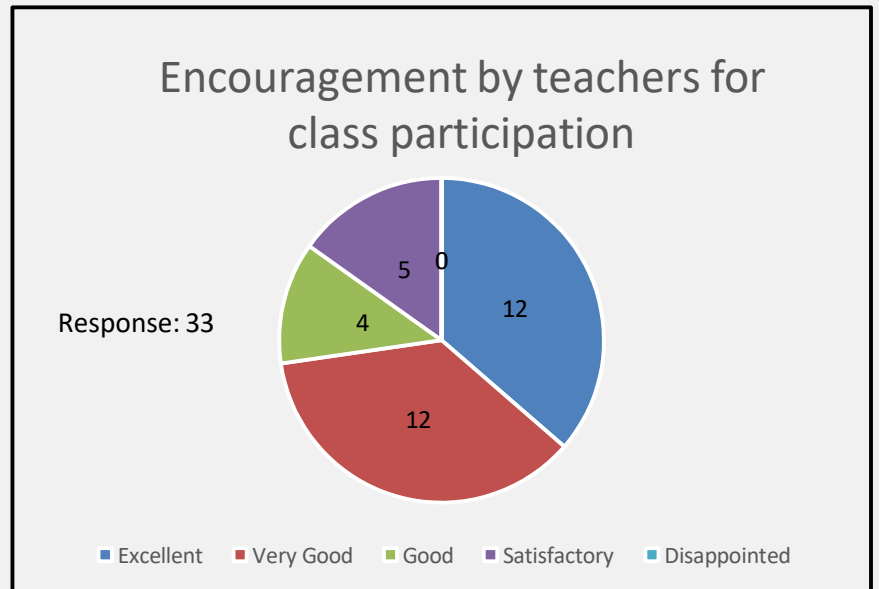
Excellent	11
Very Good	11
Good	9
Satisfactory	2
Disappointed	0
	33



100 % respondents were satisfied with the Learning Outcomes of the teaching by the Teacher.94 % found it good and above. 67% of respondents awarded it very good and excellent.

10. Encouraging Class Participation:

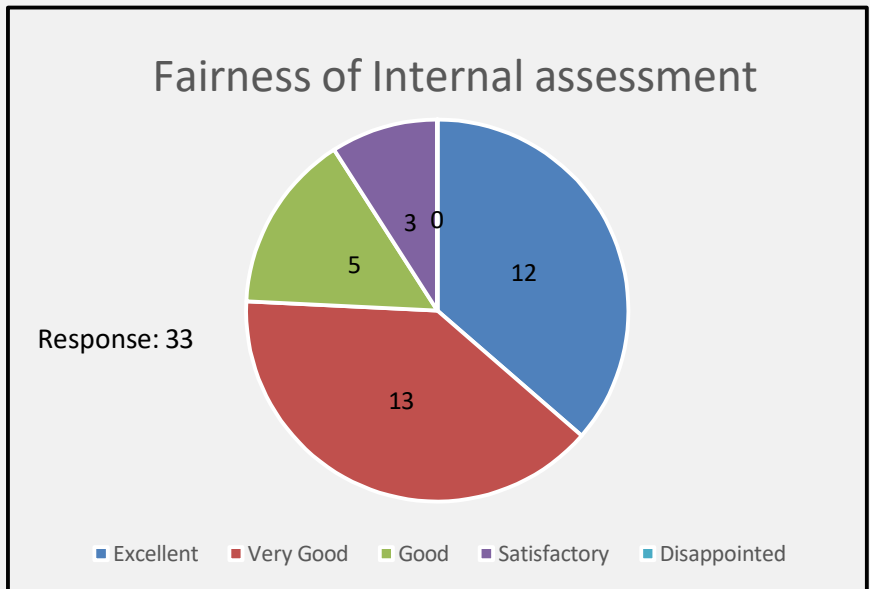
Excellent	12
Very Good	12
Good	4
Satisfactory	5
Disappointed	0
	33



100 % respondents were satisfied with the encouragement for Class Participation by the Teacher.85 % ranked it good and above. 72% of respondents placed it at very good and excellent.

11. Fairness in Internal Assessment:

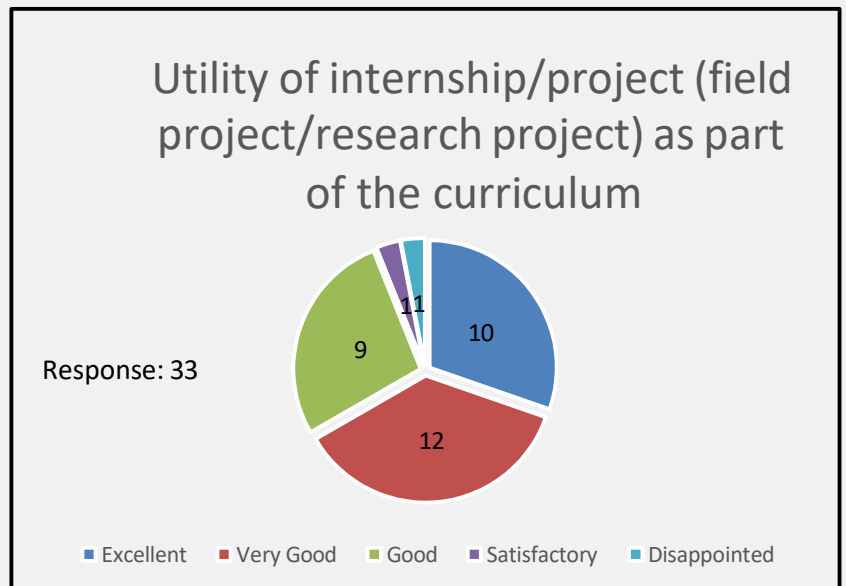
Excellent	12
Very Good	13
Good	5
Satisfactory	3
Disappointed	0
	33



100 % respondents were satisfied with the Fairness in Internal Assessment .91 % graded it good and above. 76% of respondents rated it very good and excellent.

12. Internship / Project as part of the curriculum:

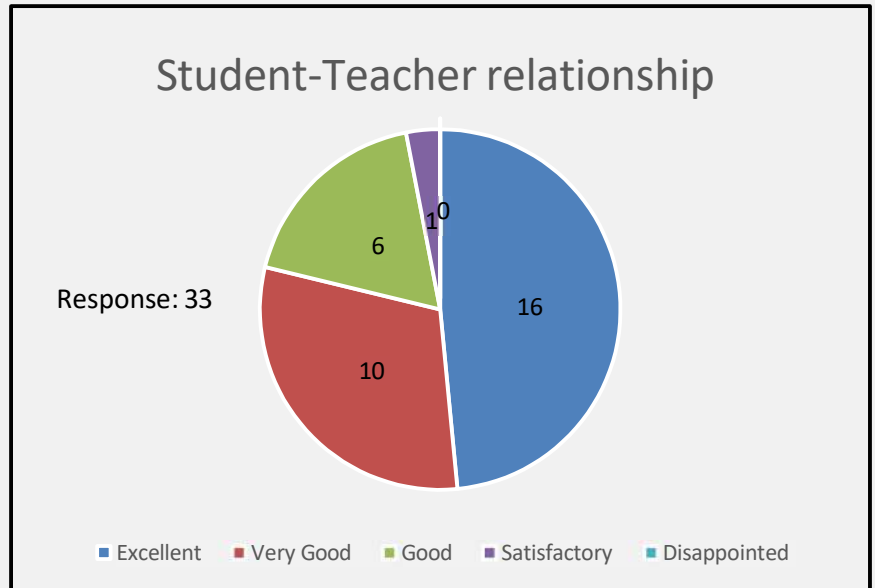
Excellent	10
Very Good	12
Good	9
Satisfactory	1
Disappointed	1
	33



100 % respondents labeled the utilization of the Internship / Project by the teacher as part of the curriculum good .65% found it very good and excellent.

13. Student Teacher Relationship:

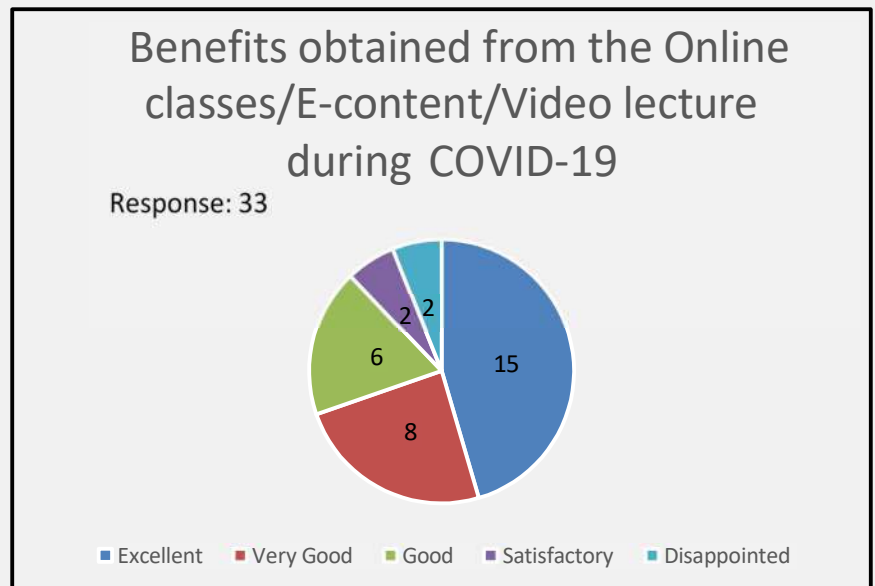
Excellent	16
Very Good	10
Good	6
Satisfactory	1
Disappointed	0
	33



100 % respondents were satisfied with their Relationship with the Teacher .94 % found it good and above. 78% of respondents awarded very good and excellent.

14. Beneficiality of the online Lectures and content during Covid-19:

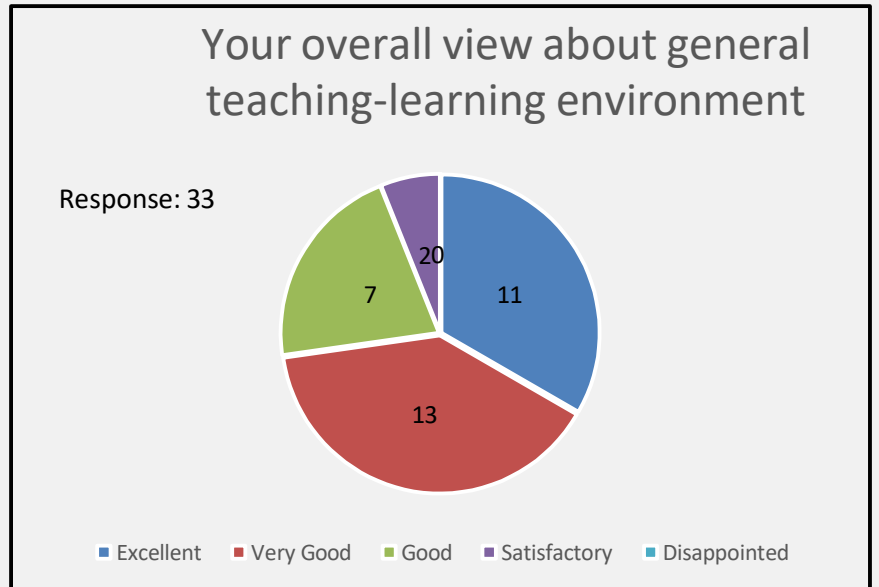
Excellent	15
Very Good	8
Good	6
Satisfactory	2
Disappointed	2
	33



94 % respondents found the online Lectures and content provided by the Teacher during Covid-19 satisfactory. 88% ranked it good and above. 70% of respondents awarded very good and excellent.

15. Overall Teaching Learning Environment:

Excellent	11
Very Good	13
Good	7
Satisfactory	2
Disappointed	0
	33



100 % respondents found the Overall Teaching Learning Environment of the Teacher's class satisfactory.94% ranked it good and above. 72% of respondents awarded very good and excellent.

APPRAISAL: Excellent

Almost 100% respondents were satisfied in all the aspects of teaching evaluated. Above 82% of the respondents awarded good in every category assessed. Above 70% of the respondent rated very good and excellent in all most all the categories assessed.

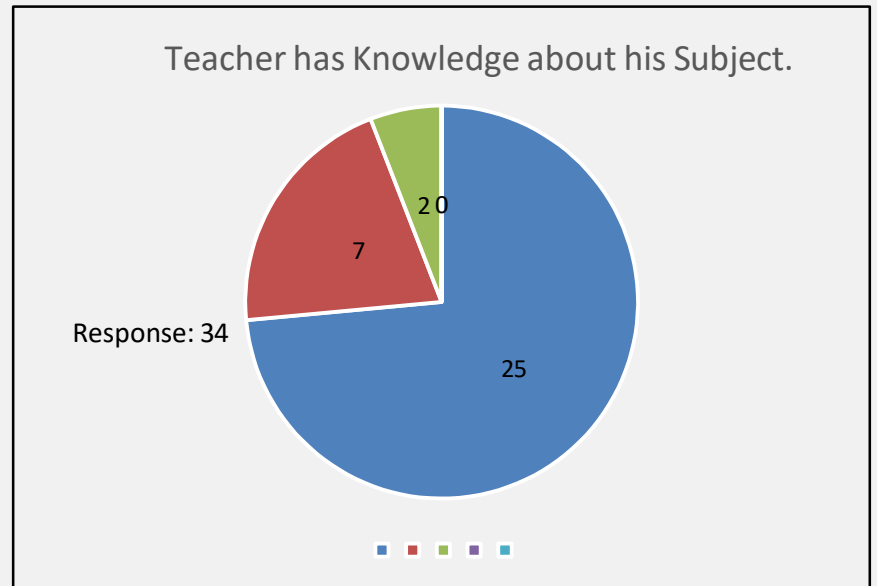
SUGGESTIONS: The Assessee may like to increase the utilization of internship/project as part of the curriculum.

Department of Political Science

Name of Teacher: Dr. Sanjeev kumar

1. Subject knowledge:

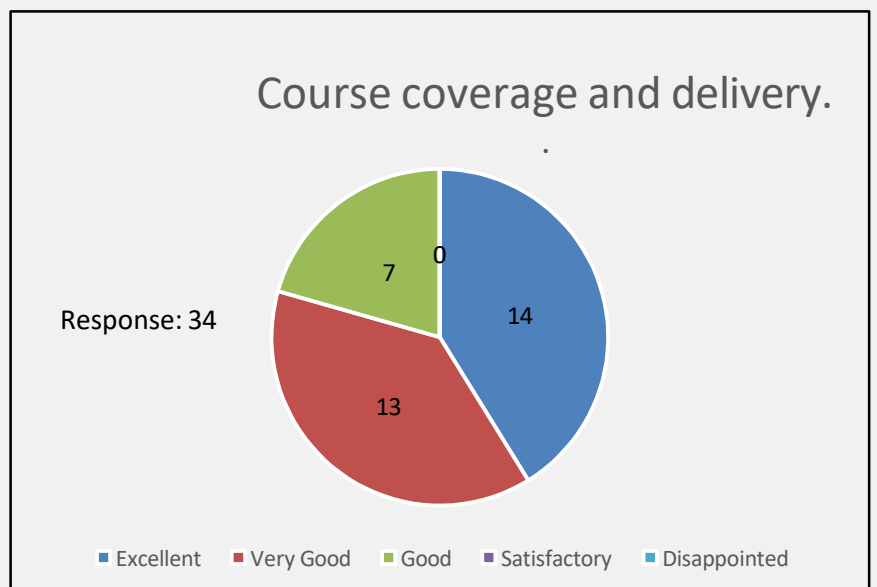
Excellent	25
Very Good	7
Good	2
Satisfactory	0
Disappointed	0
	34



100 % respondents found the Teacher's subject knowledge good and 94% found it very good and excellent.

2. Course coverage and delivery:

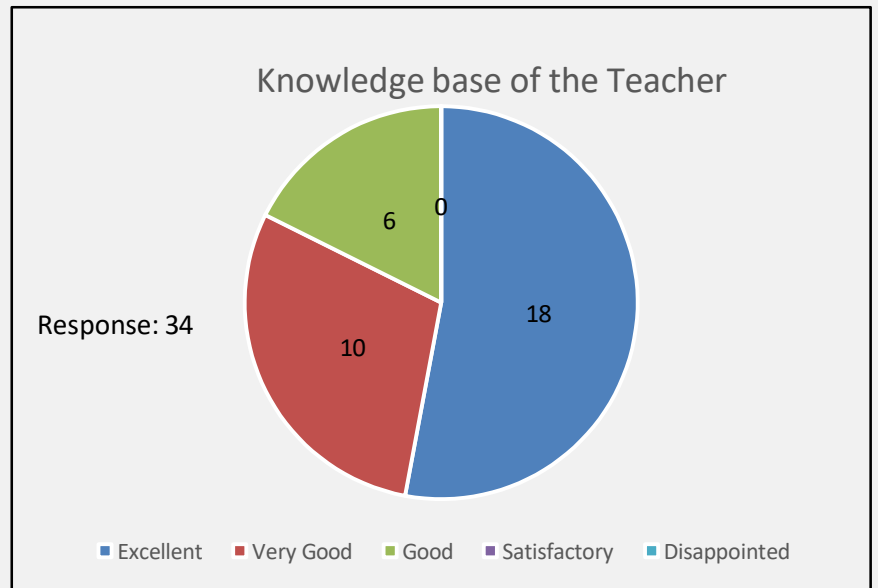
Excellent	14
Very Good	13
Good	7
Satisfactory	0
Disappointed	0
	34



100 % respondents rated the Teacher's Course coverage and delivery good and 83% raked it very good and excellent.

3. Knowledge Base:

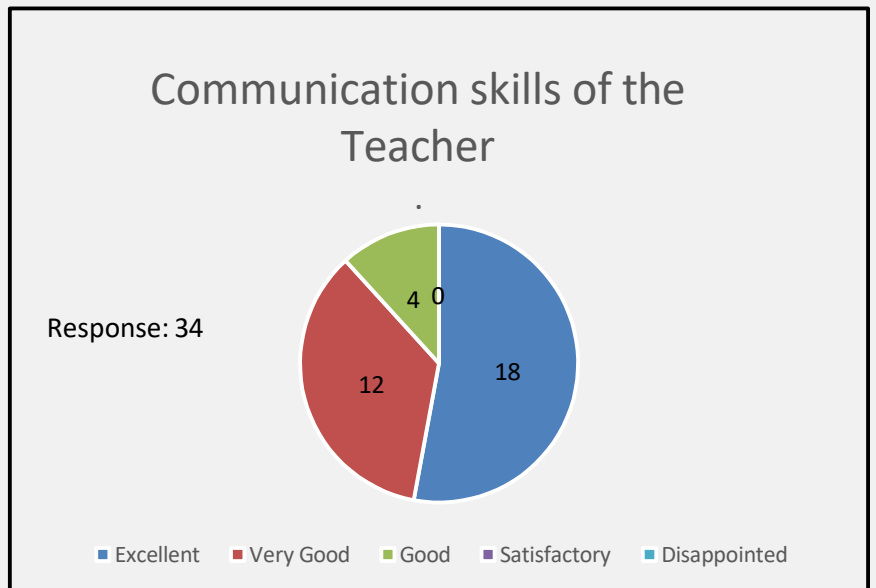
Excellent	18
Very Good	10
Good	6
Satisfactory	0
Disappointed	0
	34



100 % respondents found the knowledge base of the teacher good. 82% of respondents rated it very good and excellent.

4. Communication Skills:

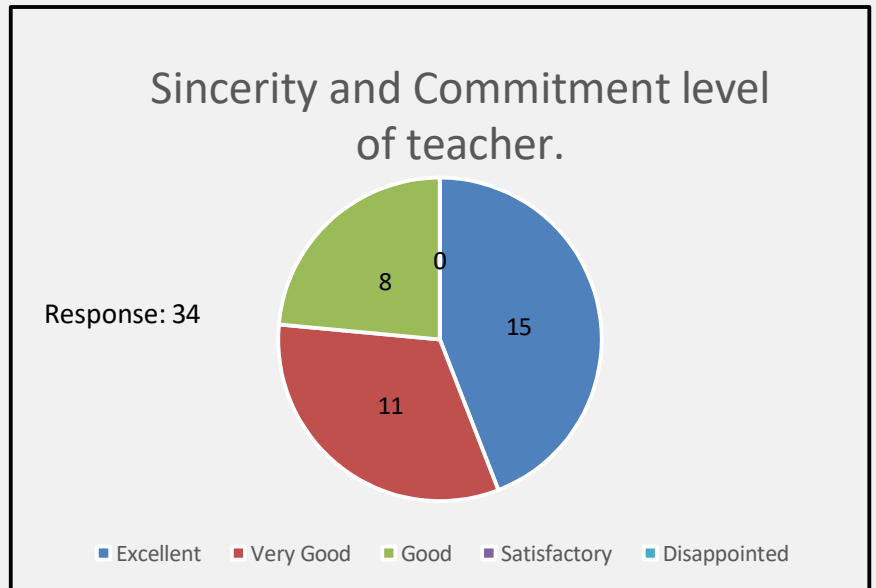
Excellent	18
Very Good	12
Good	4
Satisfactory	0
Disappointed	0
	34



100 % respondents found the Teacher's Communication Skills good. 88% found it very good and excellent.

5. Sincerity and Commitment level:

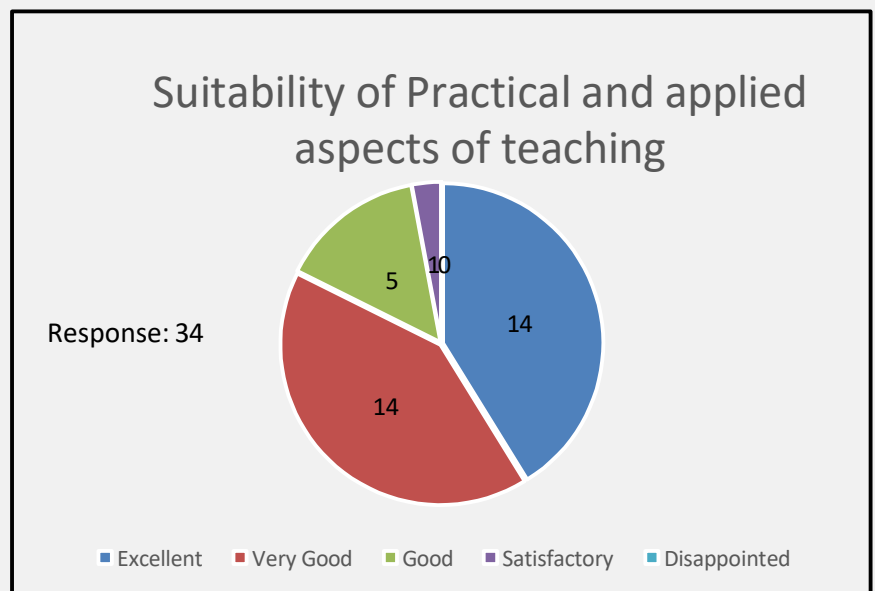
Excellent	15
Very Good	11
Good	8
Satisfactory	0
Disappointed	0
	34



100 % respondents found the Teacher’s Sincerity and Commitment level good and 76% found it to be very good and excellent.

6. Applied Aspects of Teaching:

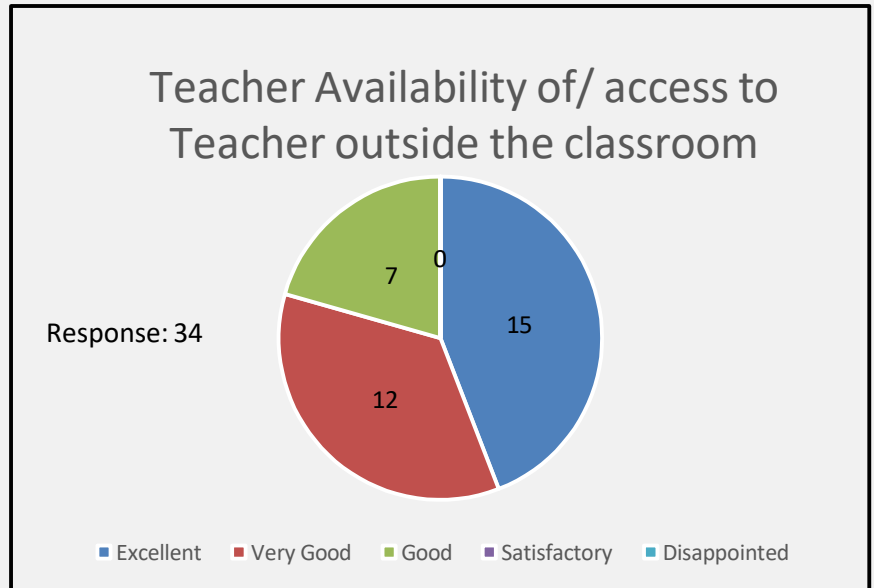
Excellent	14
Very Good	14
Good	5
Satisfactory	1
Disappointed	0
	34



100 % respondents were satisfied with Applied Aspects of Teaching of the Teacher. 97% rated it good and above. 82% of respondents graded it very good and excellent.

7. Off Classroom Accessibility:

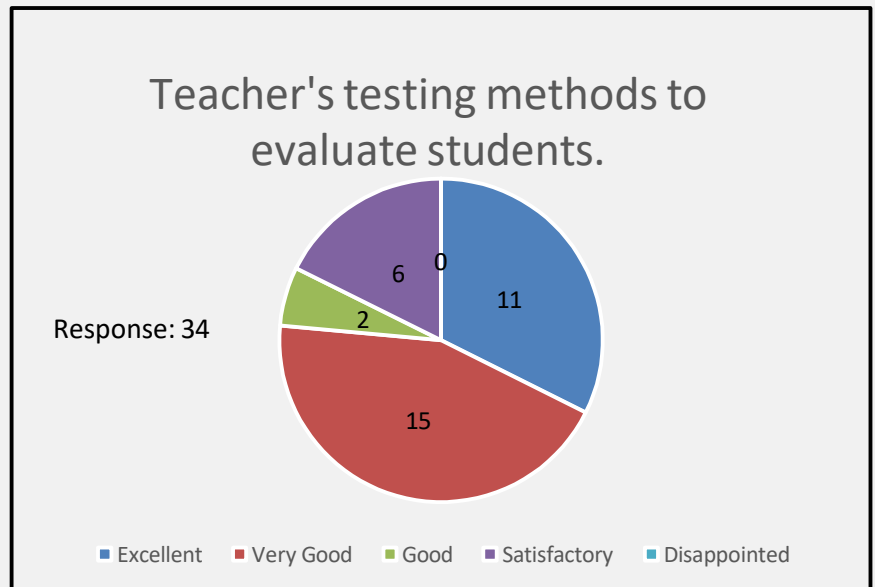
Excellent	15
Very Good	12
Good	7
Satisfactory	0
Disappointed	0
	34



100 % respondents found Off Classroom Accessibility of the Teacher good and 79% found it very good and excellent.

8. Evaluation Methods:

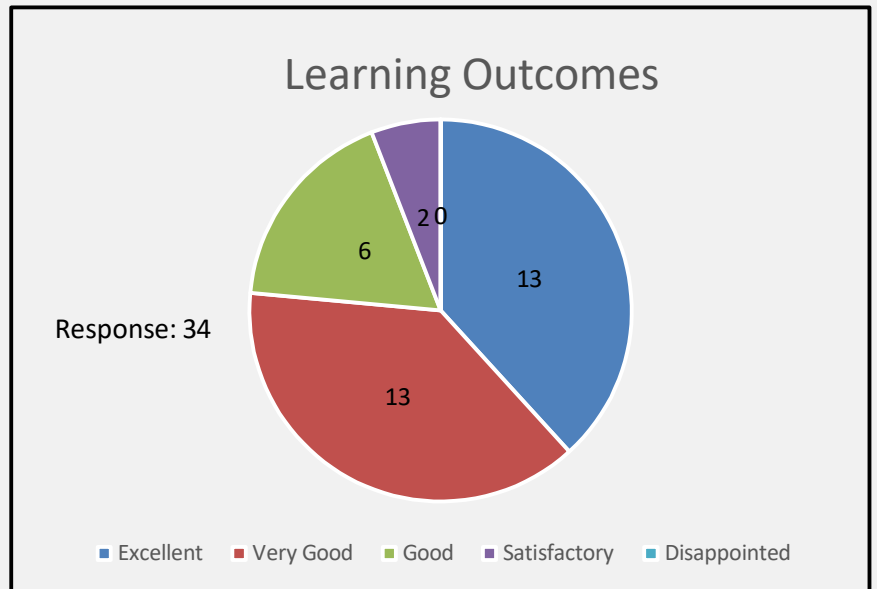
Excellent	11
Very Good	15
Good	2
Satisfactory	6
Disappointed	0
	34



100 % respondents were satisfied with the Evaluation Methods used by of the Teacher. 82% awarded it good and above.76% of respondents found it very good and excellent.

9. Learning Outcomes:

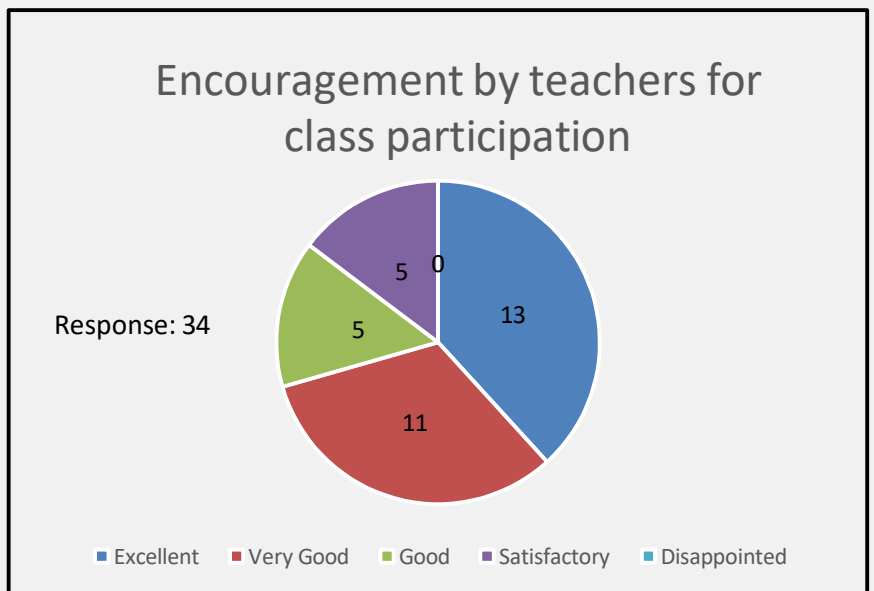
Excellent	13
Very Good	13
Good	6
Satisfactory	2
Disappointed	0
	34



100 % respondents were satisfied with the Learning Outcomes of the teaching by the Teacher.94 % found it good and above. 76% of respondents awarded it very good and excellent.

10. Encouraging Class Participation:

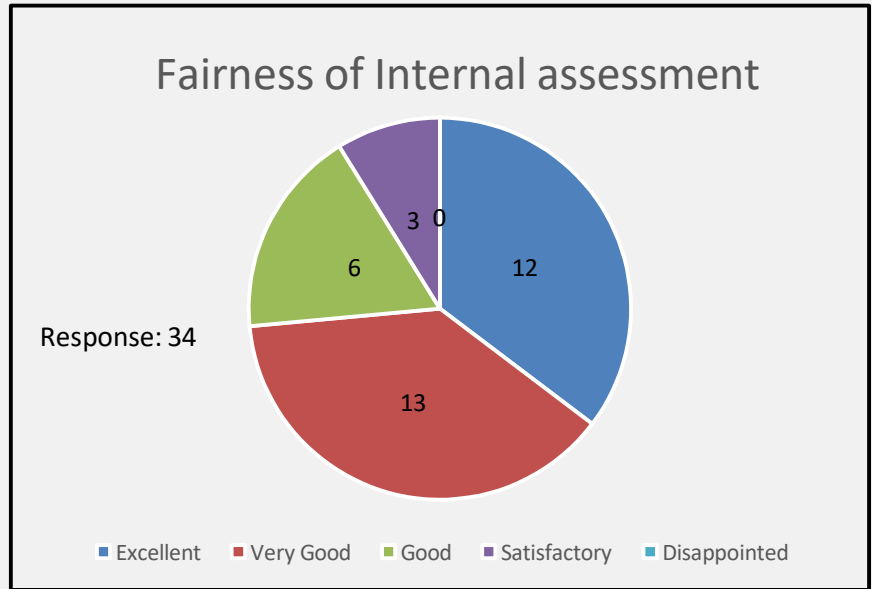
Excellent	13
Very Good	11
Good	5
Satisfactory	5
Disappointed	0
	34



100 % respondents were satisfied with the Encouragement for Class Participation by the Teacher.85 % ranked it good and above. 71% of respondents placed it at very good and excellent.

11. Fairness in Internal Assessment:

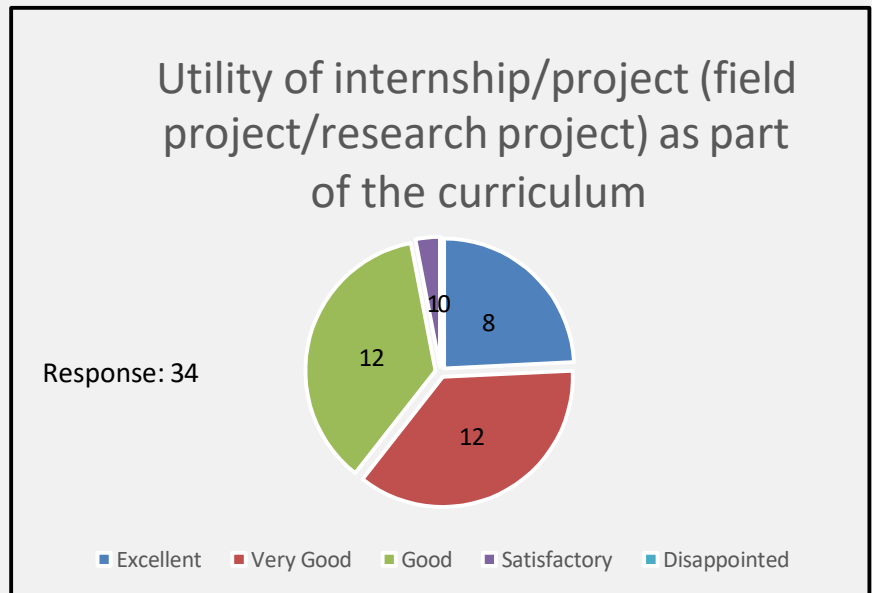
Excellent	12
Very Good	13
Good	6
Satisfactory	3
Disappointed	0
	34



100 % respondents were satisfied with the Fairness in Internal Assessment .91% graded it good and above. 74% of respondents rated it very good and excellent.

12. Internship / Project as part of the curriculum:

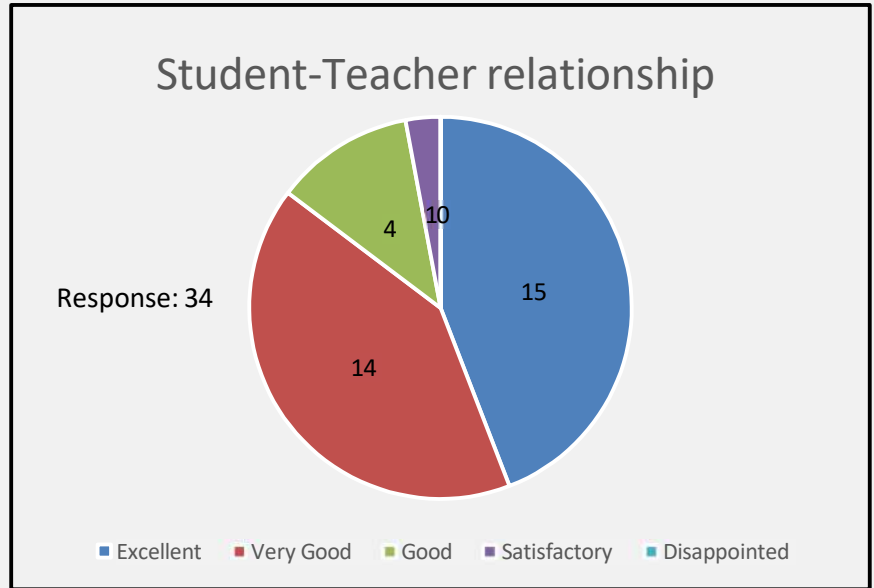
Excellent	8
Very Good	12
Good	12
Satisfactory	1
Disappointed	0
	33



100 % respondents were satisfied with the utilization of the Internship / Project by the teacher's as part of the curriculum. 97 % labeled it good and above. 61% of the respondents allocated very good and excellent.

13. Student Teacher Relationship:

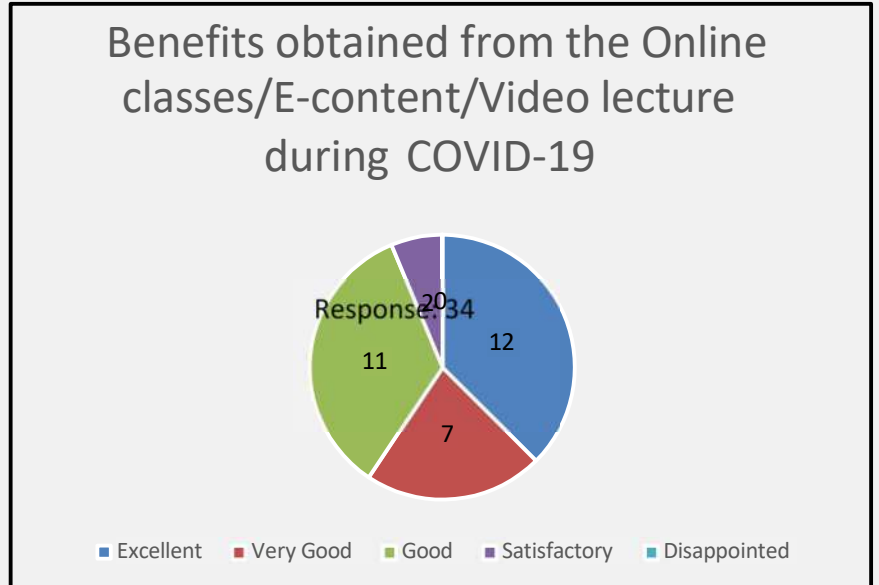
Excellent	15
Very Good	14
Good	4
Satisfactory	1
Disappointed	0
	34



100 % respondents were satisfied with their Relationship with the Teacher .97% found it good and above. 85% of respondents awarded very good and excellent.

14. Beneficiality of the online Lectures and content during Covid-19:

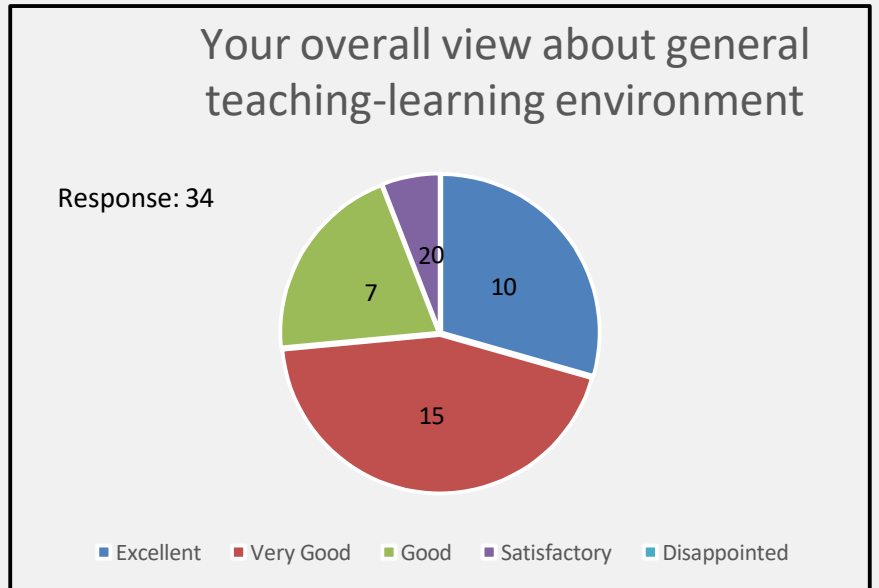
Excellent	12
Very Good	7
Good	11
Satisfactory	2
Disappointed	0
	32



100 % respondents found the online Lectures and content provided by the Teacher during Covid-19 satisfactory. 94% ranked it good and above. 59% of respondents awarded very good and excellent.

15. Overall Teaching Learning Environment:

Excellent	10
Very Good	15
Good	7
Satisfactory	2
Disappointed	0
	34



100 % respondents found the Overall Teaching Learning Environment of the teacher’s class satisfactory. 94% ranked it good and above. 74% of respondents awarded very good and excellent.

APPRAISAL: Excellent

100% respondents were satisfied in all the aspects of teaching evaluated. Above 82% of the respondents awarded good in every category assessed. Above 74% of the respondent rated very good and excellent in most of the categories assessed.

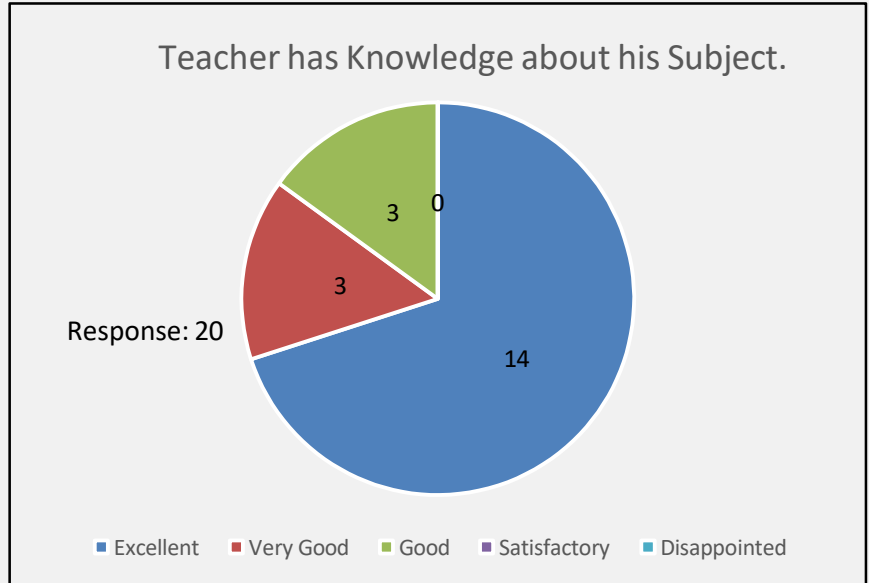
SUGGESTIONS: The Assessee may like to enhance his E-content along with the learning out comes.

Department of Self Finance B.Ed.

Name of Teacher: Dr. Sandeep Kimothi

1. Subject knowledge:

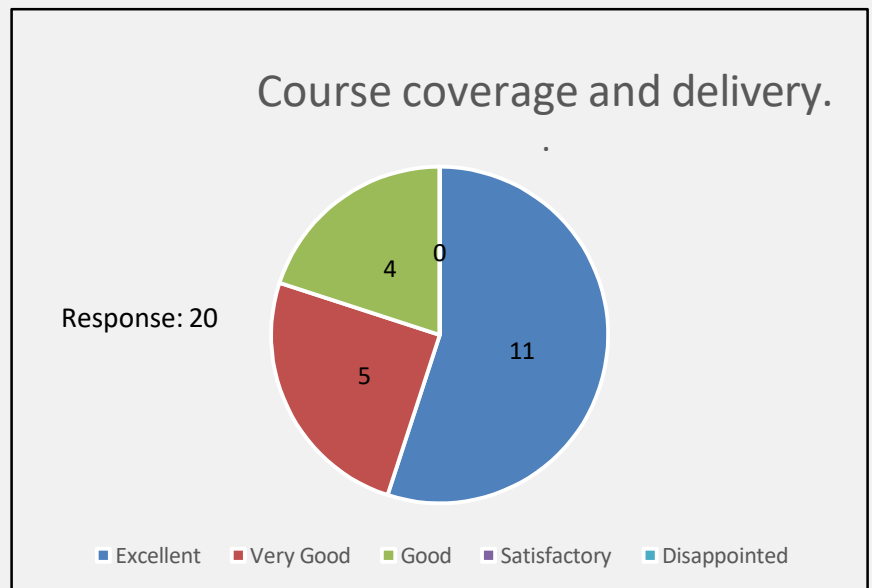
Excellent	14
Very Good	3
Good	3
Satisfactory	0
Disappointed	0
	20



100 % respondents found the Teacher’s subject knowledge good and 85% found it very good and excellent.

2. Course coverage and delivery:

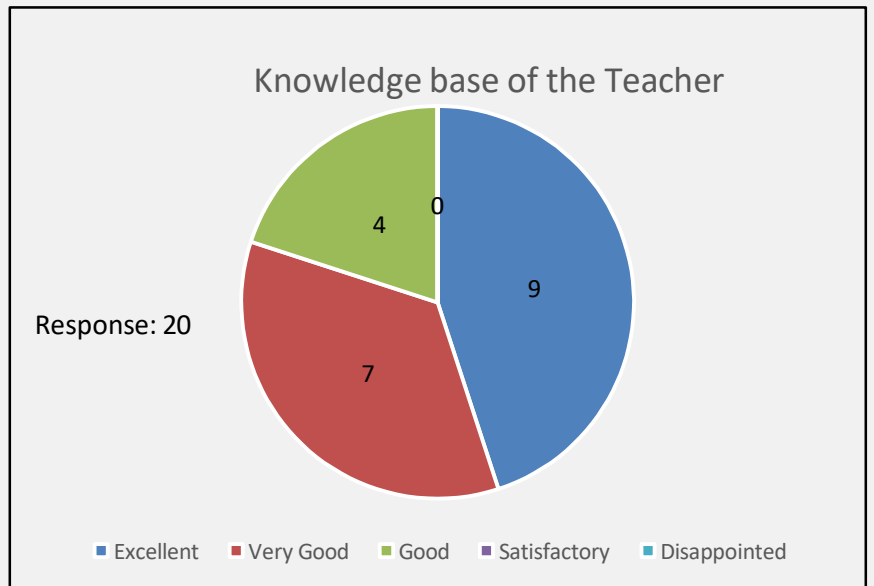
Excellent	11
Very Good	5
Good	4
Satisfactory	0
Disappointed	0
	20



100 % respondents rated the Teacher’s Course coverage and delivery good and 80% awarded very good and excellent.

3. Knowledge Base:

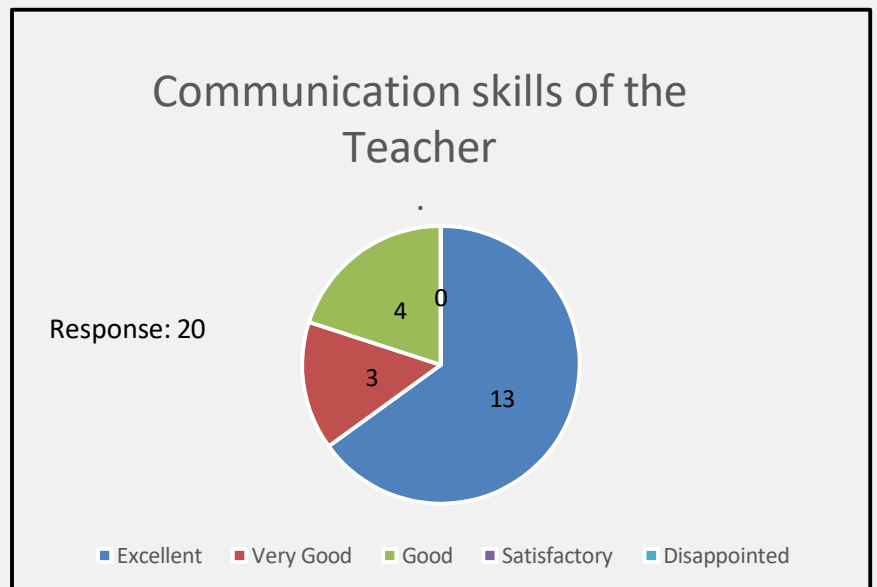
Excellent	9
Very Good	7
Good	4
Satisfactory	0
Disappointed	0
	20



100 % respondents found the knowledge base of the teacher good. 80% of respondents rated it very good and excellent.

4. Communication Skills:

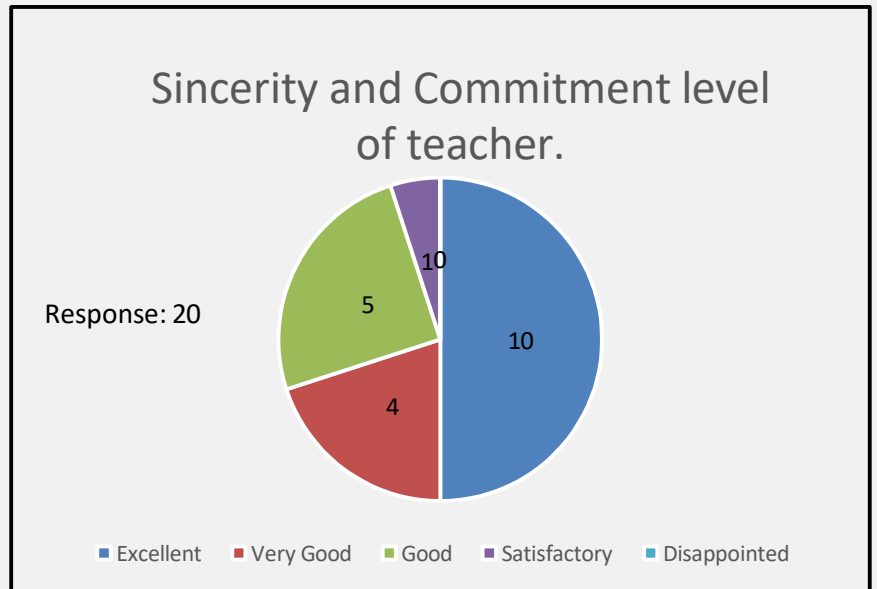
Excellent	13
Very Good	3
Good	4
Satisfactory	0
Disappointed	0
	20



100 % respondents found the Teacher's Communication Skills good. 80% found it very good and excellent.

5. Sincerity and Commitment level:

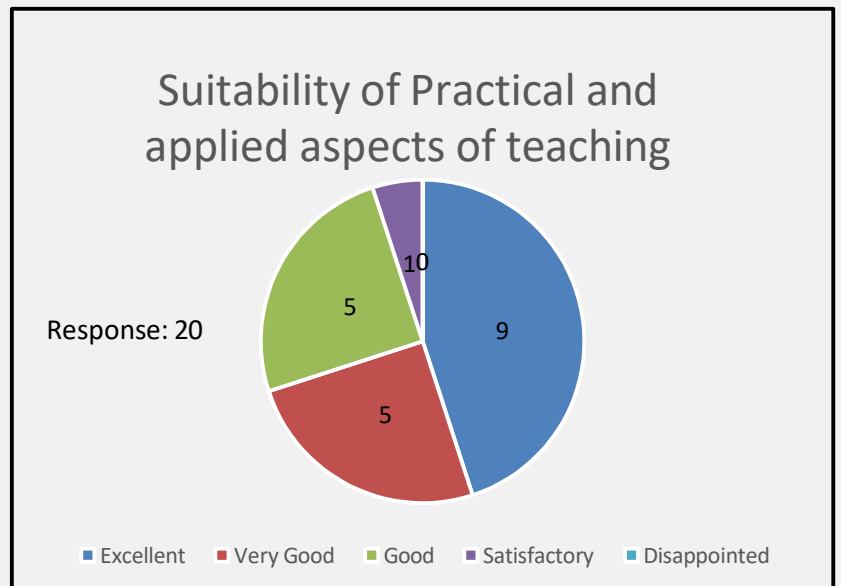
Excellent	10
Very Good	4
Good	5
Satisfactory	1
Disappointed	0
	20



100 % respondents were satisfied with Sincerity and Commitment level of the Teacher. 95% allocated good and above. 70% of respondents labeled very good and excellent.

6. Applied Aspects of Teaching:

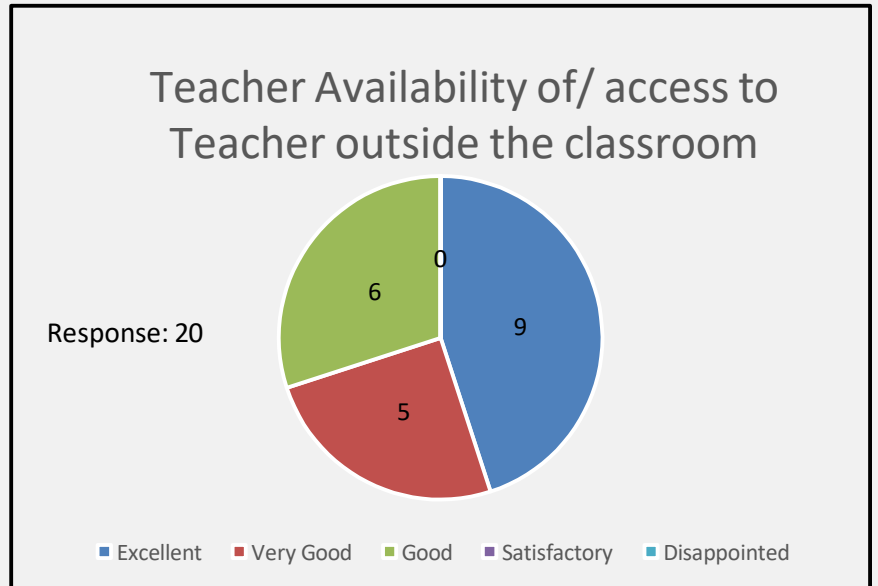
Excellent	9
Very Good	5
Good	5
Satisfactory	1
Disappointed	0
	20



100 % respondents were satisfied with Applied Aspects of Teaching of the Teacher. 95% rated it good and above. 70% of respondents graded it very good and excellent.

7. Off Classroom Accessibility:

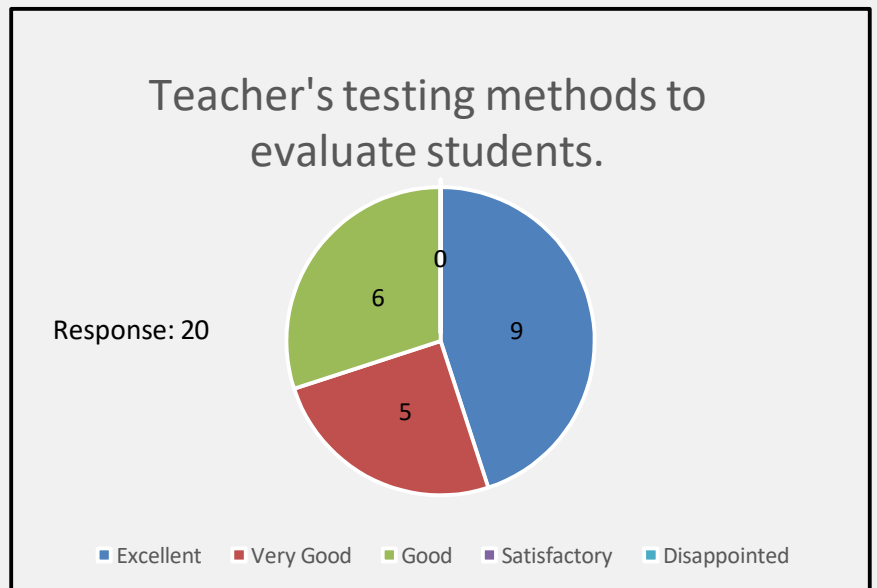
Excellent	9
Very Good	5
Good	6
Satisfactory	0
Disappointed	0
	20



100 % respondents found Off Classroom Accessibility of the Teacher good and 70% found it very good and excellent.

8. Evaluation Methods:

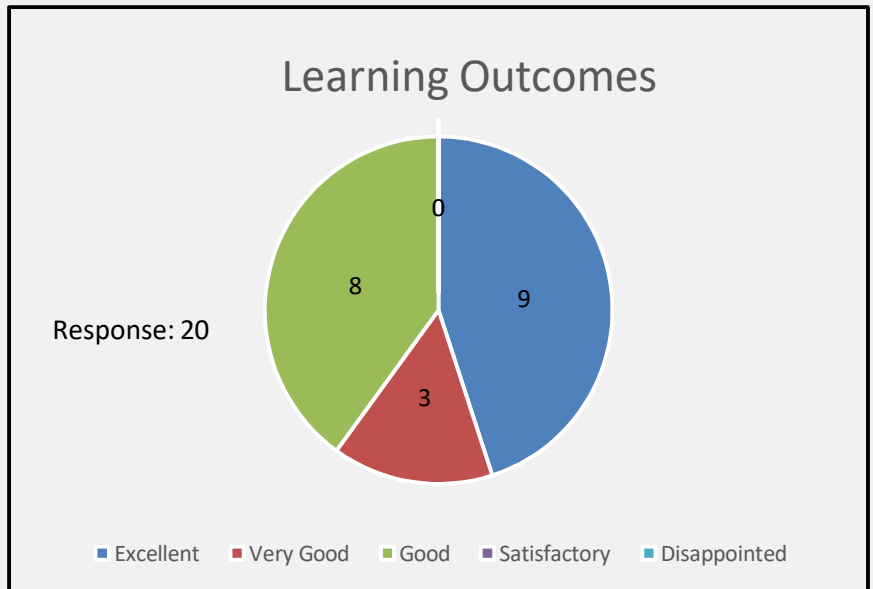
Excellent	9
Very Good	5
Good	6
Satisfactory	0
Disappointed	0
	20



100 % respondents found Evaluation Methods of the Teacher good. 70% found it very good and excellent.

9. Learning Outcomes:

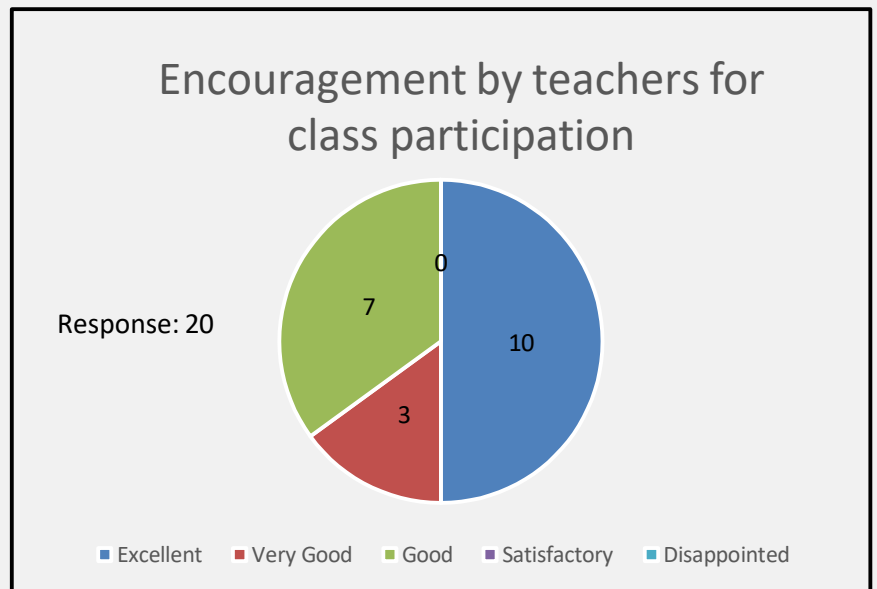
Excellent	9
Very Good	3
Good	8
Satisfactory	0
Disappointed	0
	20



100 % respondents found the Learning Outcomes of the teaching good and 60% ranked very good and excellent.

10. Encouraging Class Participation:

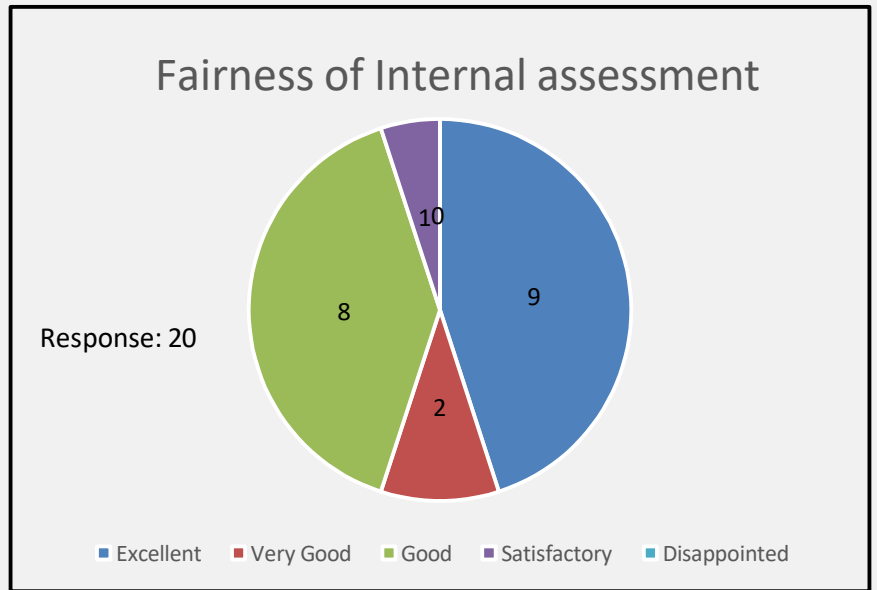
Excellent	10
Very Good	3
Good	7
Satisfactory	0
Disappointed	0
	20



100 % respondents found encouragement for the Class Participation by the Teacher good, 65% found it very good and excellent.

11. Fairness in Internal Assessment:

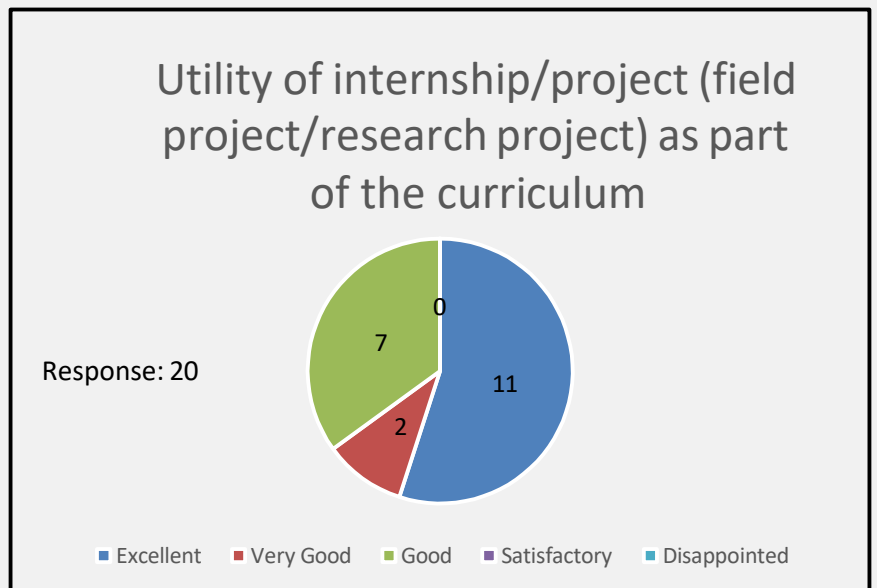
Excellent	9
Very Good	2
Good	8
Satisfactory	1
Disappointed	0
	20



100 % respondents were satisfied with the Fairness in Internal Assessment .95 % graded it good and above. 55% of respondents rated it very good and excellent.

12. Internship / Project as part of the curriculum:

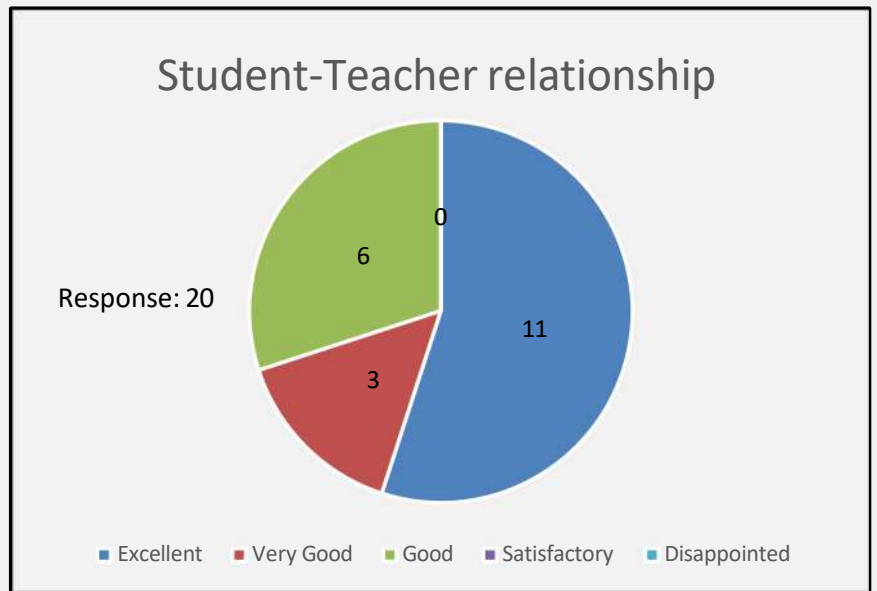
Excellent	11
Very Good	2
Good	7
Satisfactory	0
Disappointed	0
	20



100 % respondents labeled the utilization of the Internship / Project by the teacher as part of the curriculum good .65% found it very good and excellent.

13. Student Teacher Relationship:

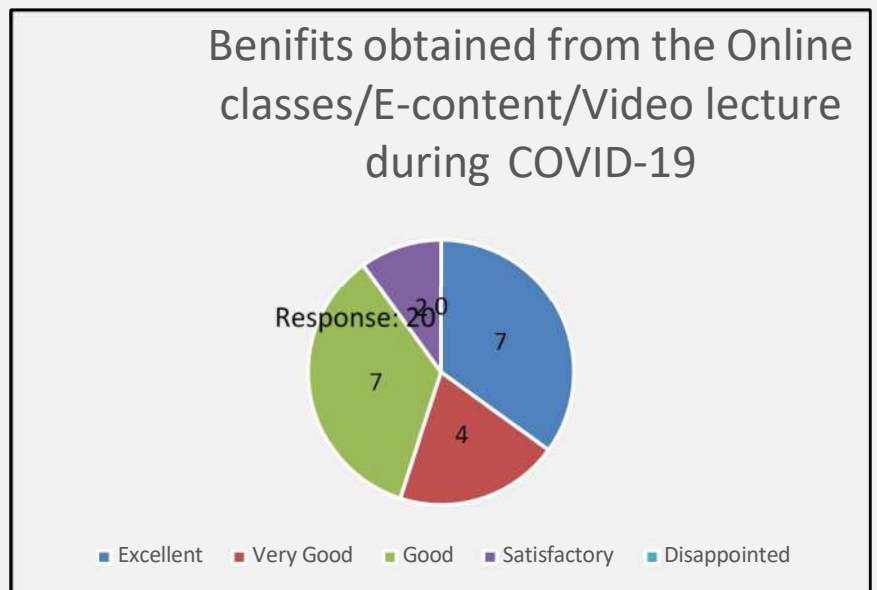
Excellent	11
Very Good	3
Good	6
Satisfactory	0
Disappointed	0
	20



100 % respondents found Student Teacher Relationship good, 70% found it very good and excellent.

14. Beneficiality of the online Lectures and content during Covid-19:

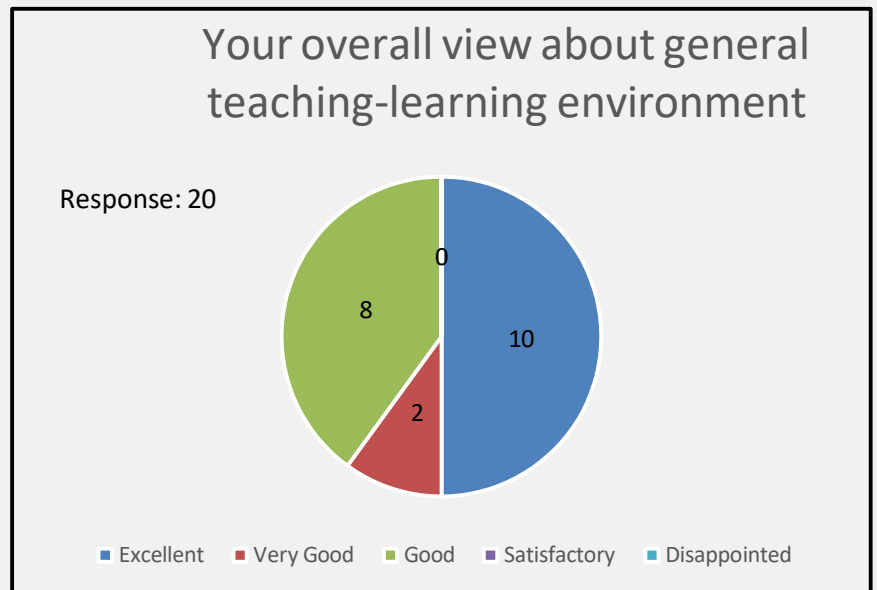
Excellent	7
Very Good	4
Good	7
Satisfactory	2
Disappointed	0
	20



100 % respondents found the online Lectures and content provided by the Teacher during Covid-19 satisfactory. 90 % ranked it good and above. 55% of respondents awarded very good and excellent.

15. Overall Teaching Learning Environment:

Excellent	10
Very Good	2
Good	8
Satisfactory	0
Disappointed	0
	20



100 % respondents found Overall Teaching Learning Environment of the Teacher good. 60% found it very good and excellent.

APPRAISAL: Very Good

100% respondents were satisfied in all the aspects of teaching evaluated. Above 90% of the respondents awarded good in every category assessed. Above 70% of the respondent rated very good and excellent in majority of the categories assessed.

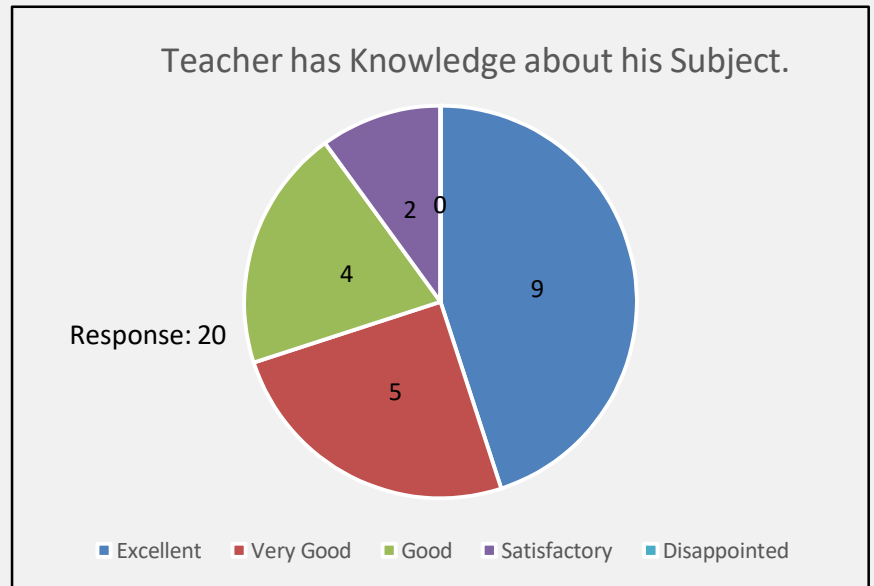
SUGGESTIONS: The Assessee can improve the E content and the fairness in internal assessment.

Department of Commerce

Name of Teacher: Dr.Sandeep Agarwal

1. Subject knowledge:

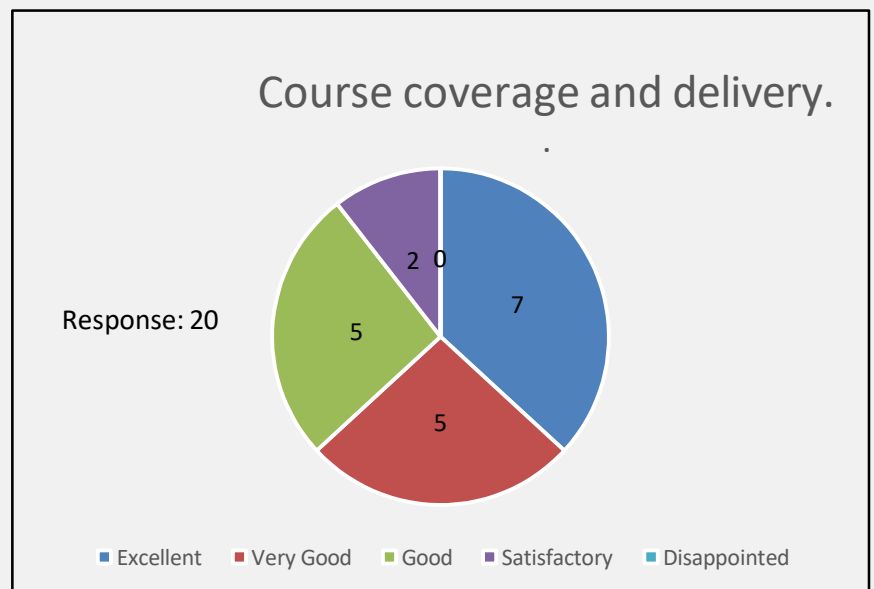
Excellent	9
Very Good	5
Good	4
Satisfactory	2
Disappointed	0
	20



100 % respondents were satisfied with the Teacher's subject knowledge. 90% of the respondents found it to be good and above.70% of respondents awarded very good and excellent.

2. Course coverage and delivery:

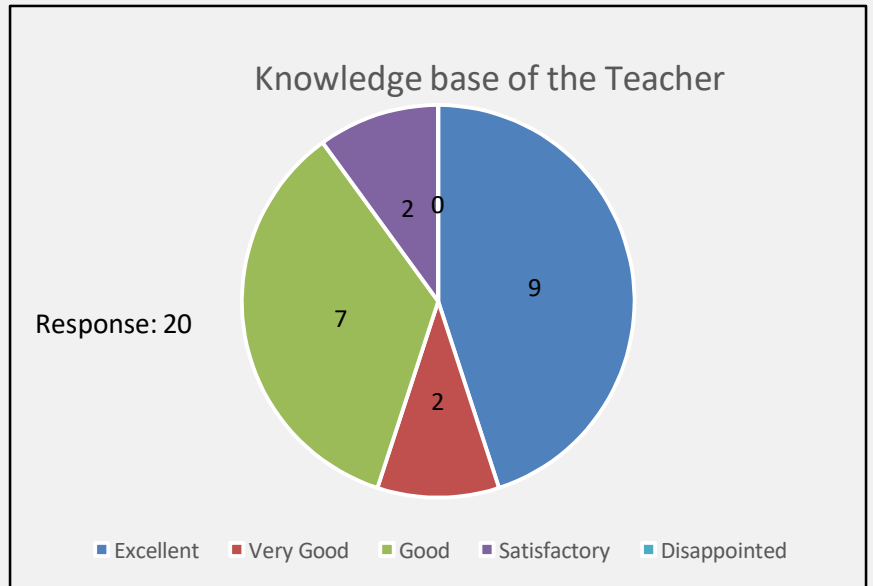
Excellent	7
Very Good	5
Good	5
Satisfactory	2
Disappointed	0
	19



100 % respondents were satisfied with the course coverage and delivery. 89% of the respondents ranked it good and above. 63% placed it at very good and excellent.

3. Knowledge Base:

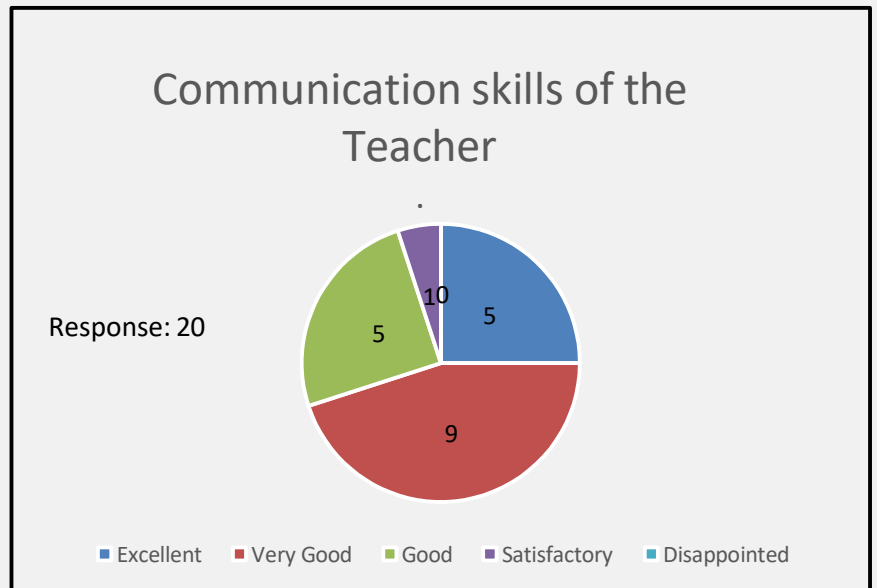
Excellent	9
Very Good	2
Good	7
Satisfactory	2
Disappointed	0
	20



100 % respondents were satisfied with the knowledge base of the Teacher. 90% graded it good and above. More than 55% of respondents rated it very good and excellent.

4. Communication Skills:

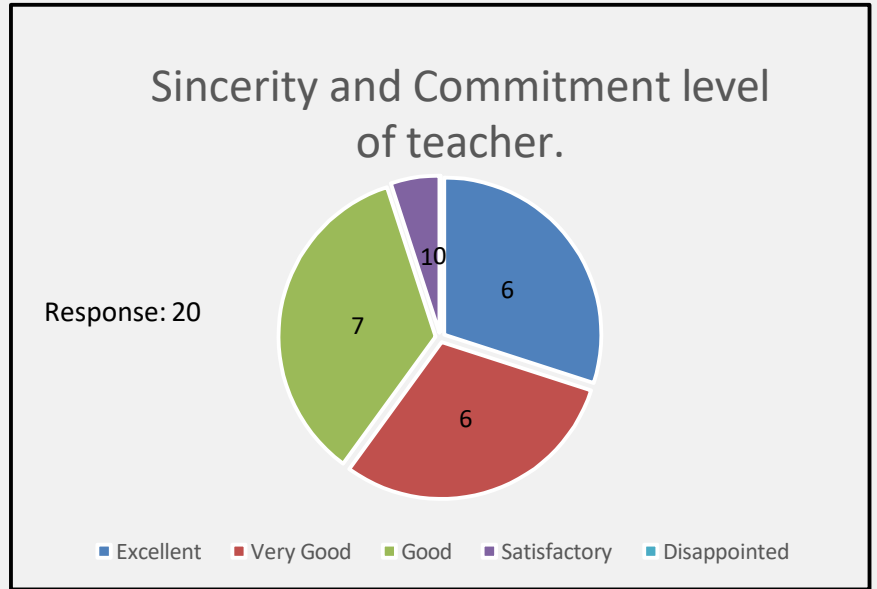
Excellent	5
Very Good	9
Good	5
Satisfactory	1
Disappointed	0
	20



100 % respondents were satisfied with the Communication Skills of the Teacher. 95% labeled it good and above. 70% of respondents allocated very good and excellent.

5. Sincerity and Commitment level:

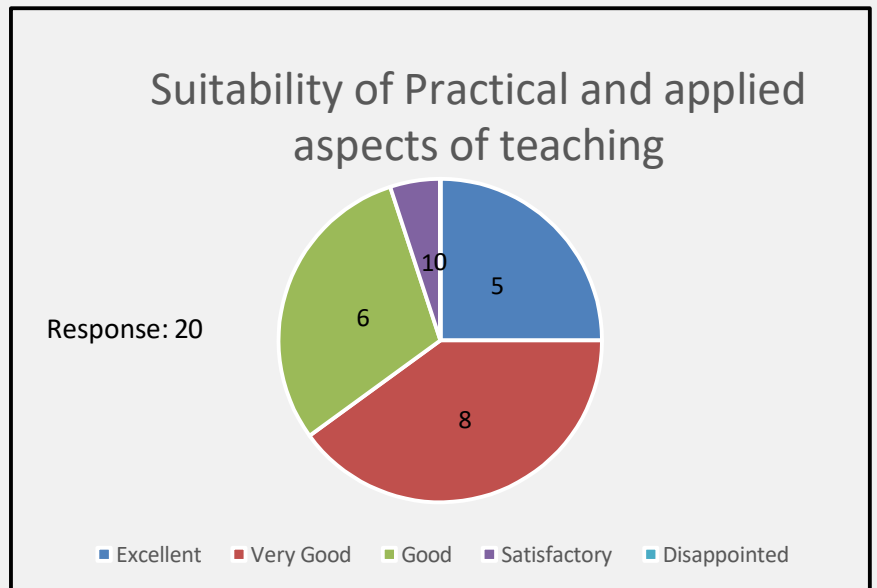
Excellent	6
Very Good	6
Good	7
Satisfactory	1
Disappointed	0
	20



100 % respondents were satisfied with Sincerity and Commitment level of the Teacher. 95% allocated good and above. 60% of respondents labeled very good and excellent.

6. Applied Aspects of Teaching:

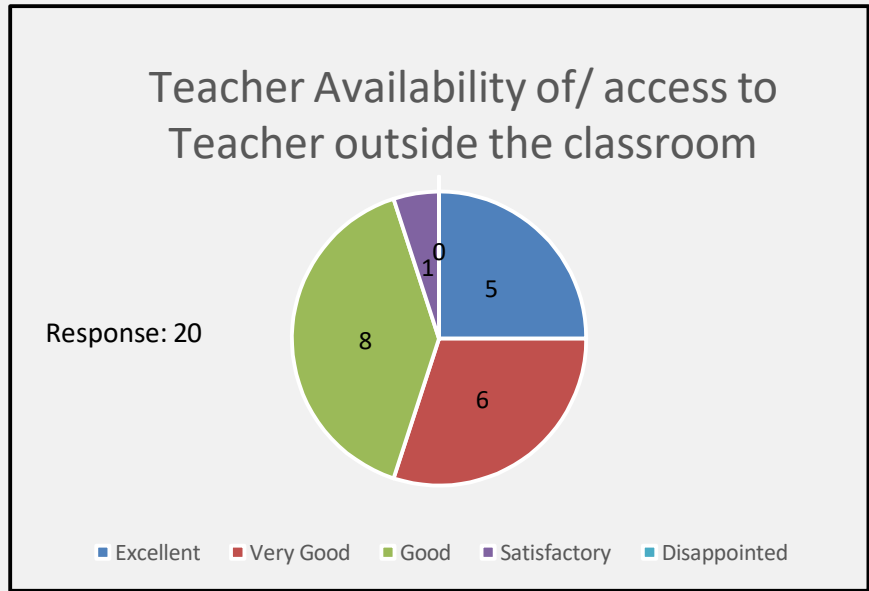
Excellent	5
Very Good	8
Good	6
Satisfactory	1
Disappointed	0
	20



100 % respondents were satisfied with Applied Aspects of Teaching of the Teacher. 95% rated it good and above. 65% of respondents graded it very good and excellent.

7. Off Classroom Accessibility:

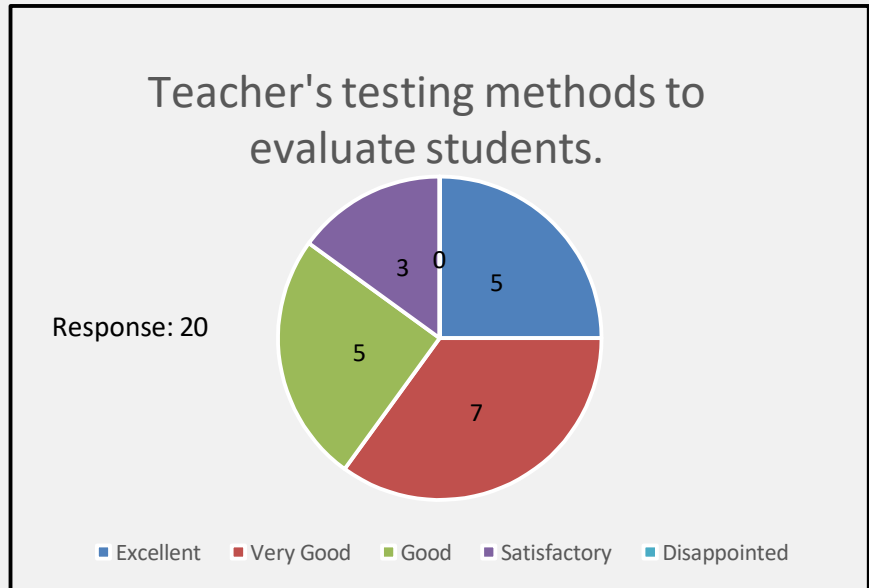
Excellent 5
 Very Good 6
 Good 8
 Satisfactory 1
 Disappointed 0
 20



100 % respondents were satisfied with Off Classroom Accessibility of the Teacher. 95% placed it at good and above. 55% of respondents ranked it very good and excellent.

8. Evaluation Methods:

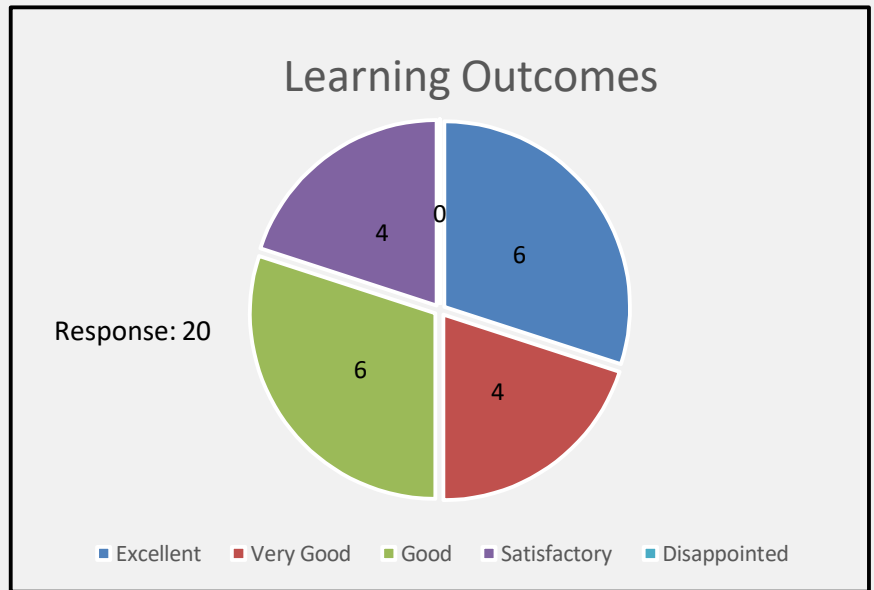
Excellent 5
 Very Good 7
 Good 5
 Satisfactory 3
 Disappointed 0
 20



100 % respondents were satisfied with the Evaluation Methods used by of the Teacher. 85% awarded it good and above. 60% of respondents found it very good and excellent.

9. Learning Outcomes:

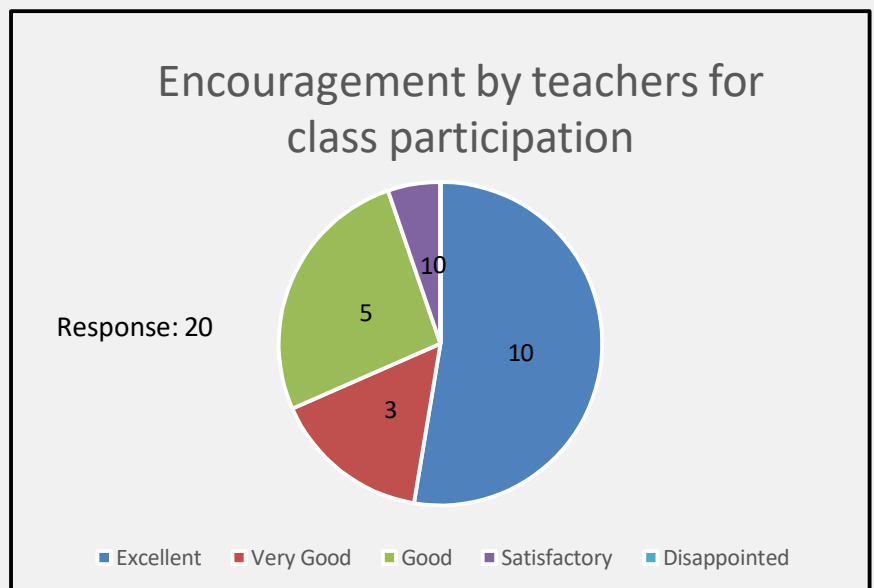
Excellent	6
Very Good	4
Good	6
Satisfactory	4
Disappointed	0
	20



100 % respondents were satisfied with the Learning Outcomes of the teaching by the Teacher.80 % found it good and above. 60% of respondents awarded it very good and excellent.

10. Encouraging Class Participation:

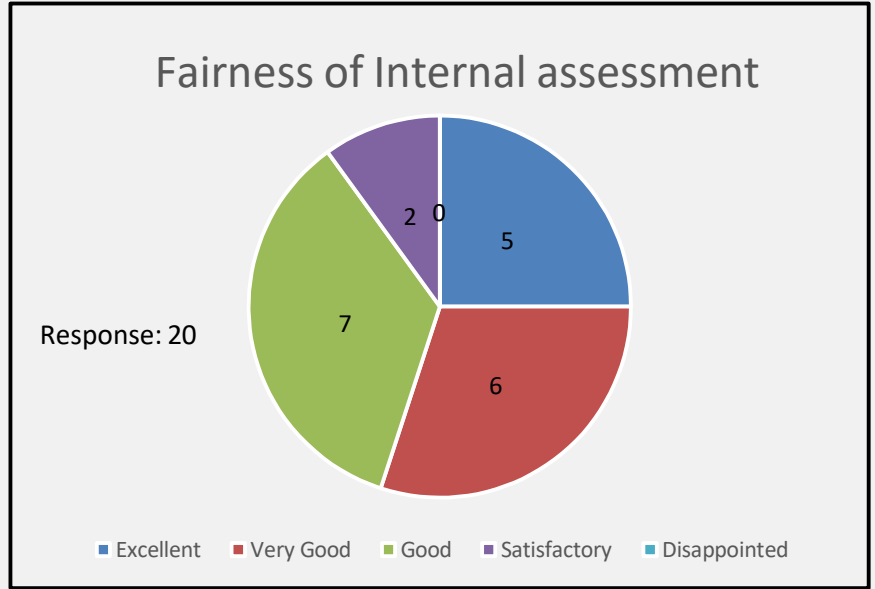
Excellent	10
Very Good	3
Good	5
Satisfactory	1
Disappointed	0
	19



100 % respondents were satisfied with the Encouragement for Class Participation by the Teacher.95% ranked it good and above. 68% of respondents placed it at very good and excellent.

11. Fairness in Internal Assessment:

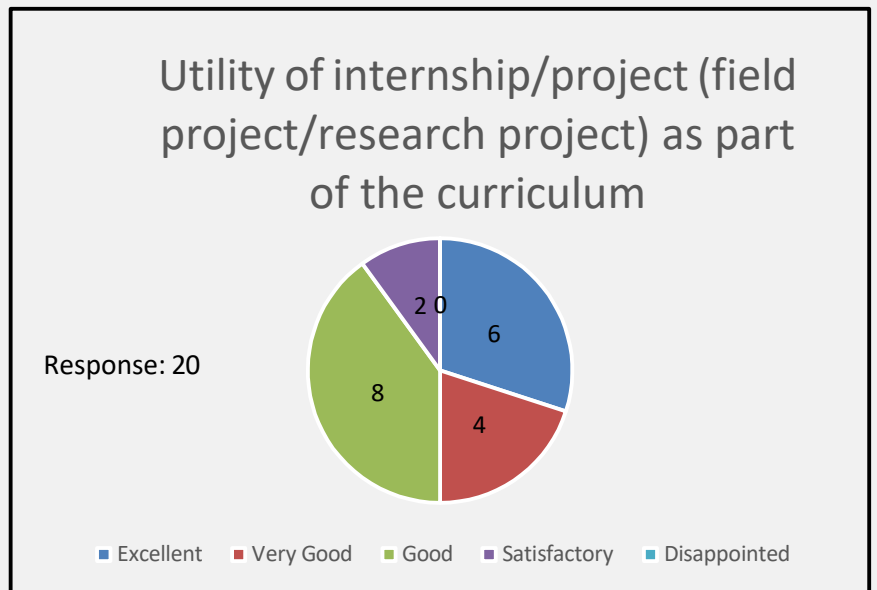
Excellent	5
Very Good	6
Good	7
Satisfactory	2
Disappointed	0
	20



100 % respondents were satisfied with the Fairness in Internal Assessment .90% graded it good and above. 55% of respondents rated it very good and excellent.

12. Internship / Project as part of the curriculum:

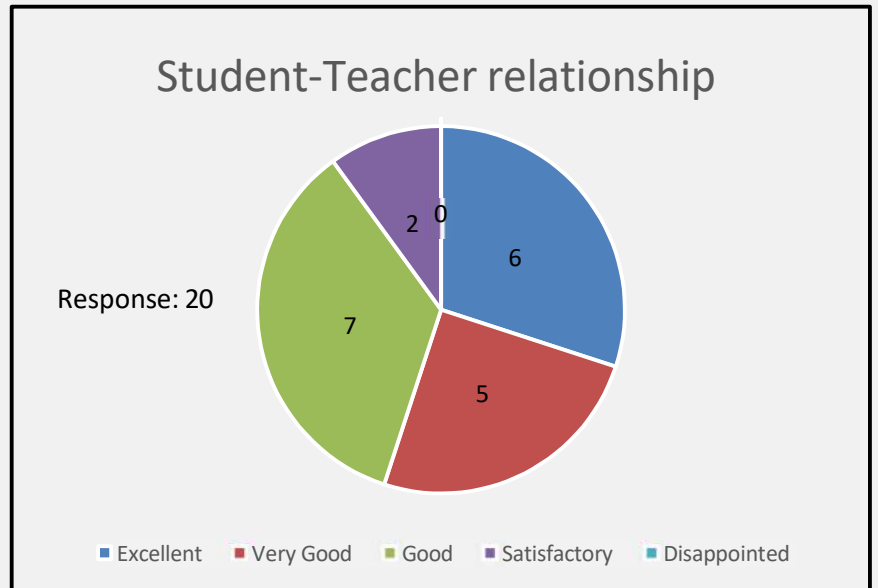
Excellent	6
Very Good	4
Good	8
Satisfactory	2
Disappointed	0
	20



100 % respondents were satisfied with the utilization of the Internship / Project by the Teacher as part of the curriculum. 90 % labeled it good and above. 60% of the respondents allocated very good and excellent.

13. Student Teacher Relationship:

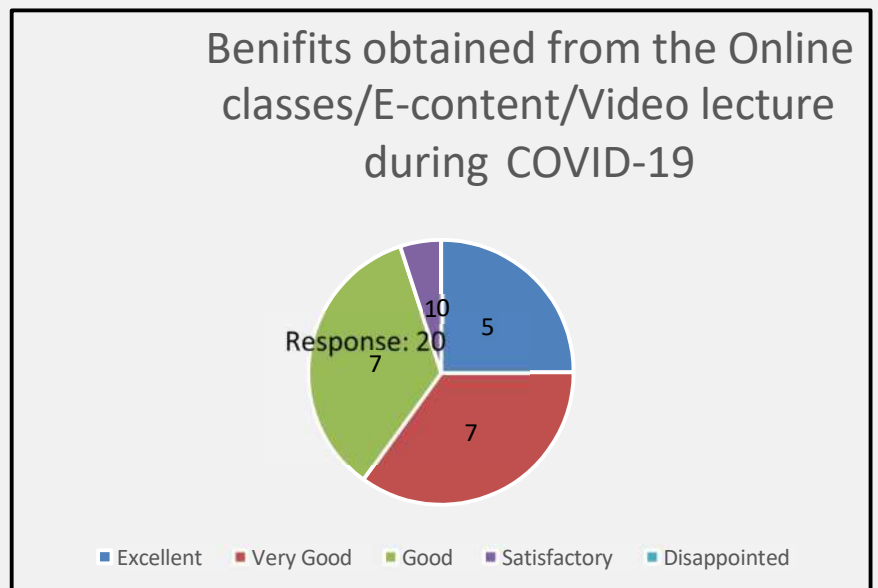
Excellent	6
Very Good	5
Good	7
Satisfactory	2
Disappointed	0
	20



100 % respondents were satisfied with their Relationship with the Teacher .90% found it good and above. 55% of respondents awarded very good and excellent.

14. Beneficiality of the online Lectures and content during Covid-19:

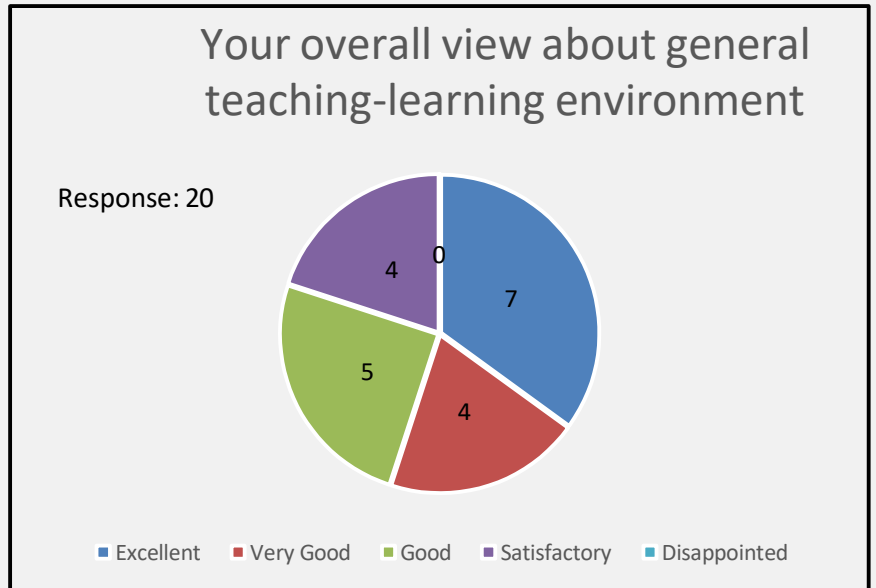
Excellent	5
Very Good	7
Good	7
Satisfactory	1
Disappointed	0
	20



100 % respondents found the online Lectures and content provided by the Teacher during Covid-19 satisfactory. 95 % ranked it good and above. 60% of respondents awarded very good and excellent.

15. Overall Teaching Learning Environment:

Excellent	7
Very Good	4
Good	5
Satisfactory	4
Disappointed	0
	20



100 % respondents found the Overall Teaching Learning Environment of the Teacher’s class satisfactory.80% ranked it good and above. 55% of respondents awarded very good and excellent.

APPRAISAL: Very Good

100% respondents were satisfied in all the aspects of teaching evaluated. Above 90% of the respondents awarded good in most of the every category assessed. Above 60% of the respondent rated very good and excellent in most the categories assessed.

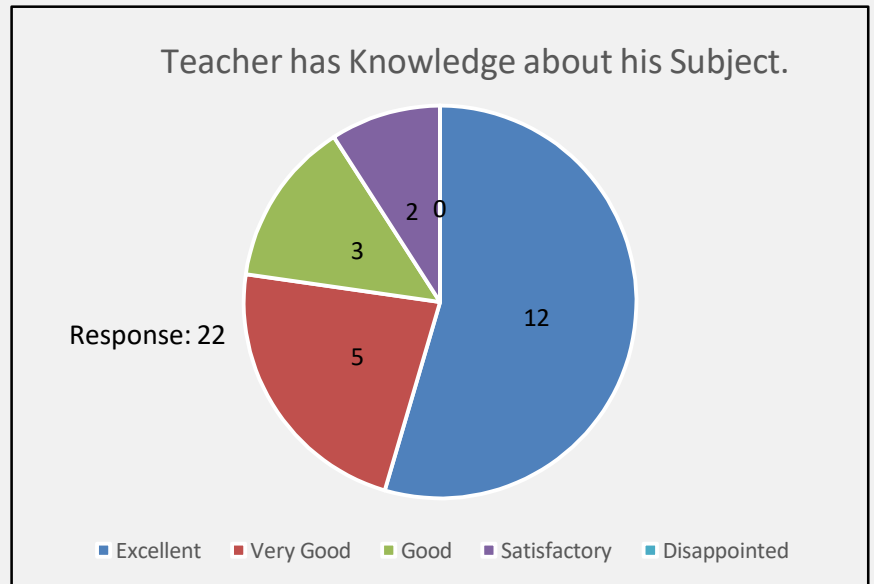
SUGGESTIONS: The Assessee can improve his course coverage and delivery along with learning outcome.

Department of Commerce

Name of Teacher: Dr. S. K. Gupta

1. Subject knowledge:

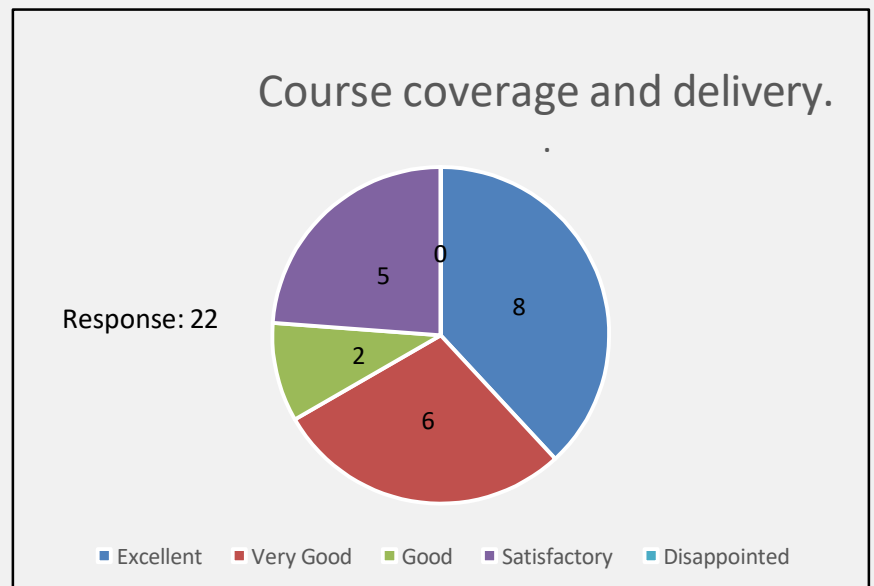
Excellent	12
Very Good	5
Good	3
Satisfactory	2
Disappointed	0
	22



100 % respondents were satisfied with the Teacher's subject knowledge. 91% of the respondents found it to be good and above. 77% of respondents awarded very good and excellent.

2. Course coverage and delivery:

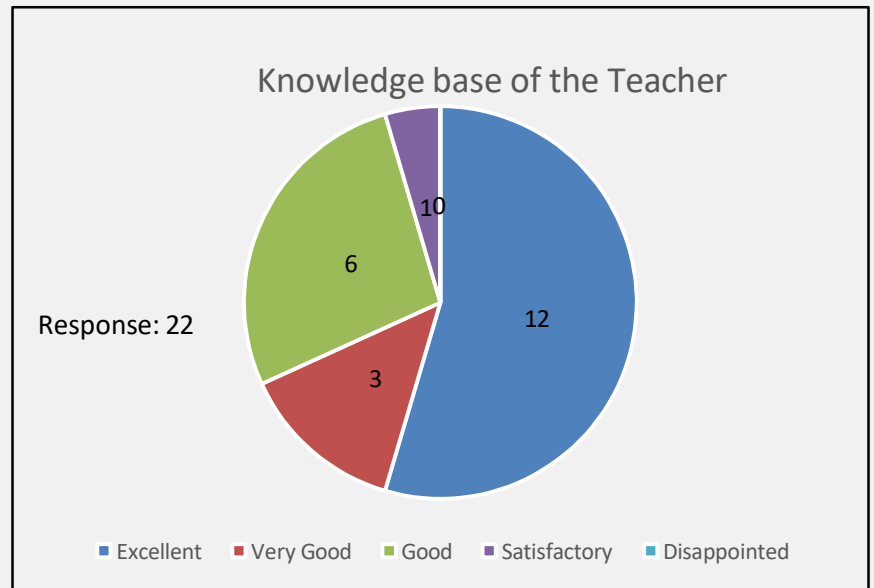
Excellent	8
Very Good	6
Good	2
Satisfactory	5
Disappointed	0
	21



100 % respondents were satisfied with the course coverage and delivery. 76% of the respondents ranked it good and above. 67% placed it at very good and excellent.

3. Knowledge Base:

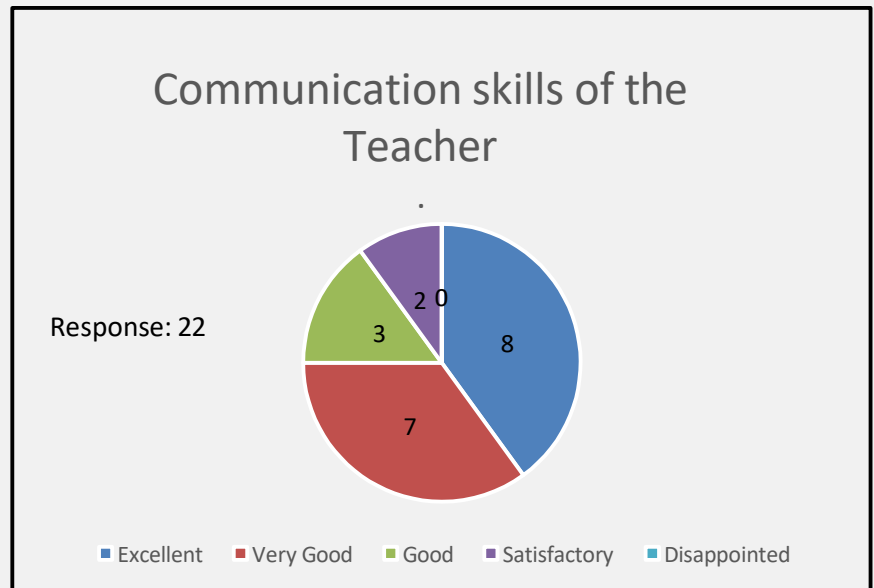
Excellent	12
Very Good	3
Good	6
Satisfactory	1
Disappointed	0
	22



100 % respondents were satisfied with the knowledge base of the Teacher. 95% graded it good and above. 68% of respondents rated it very good and excellent.

4. Communication Skills:

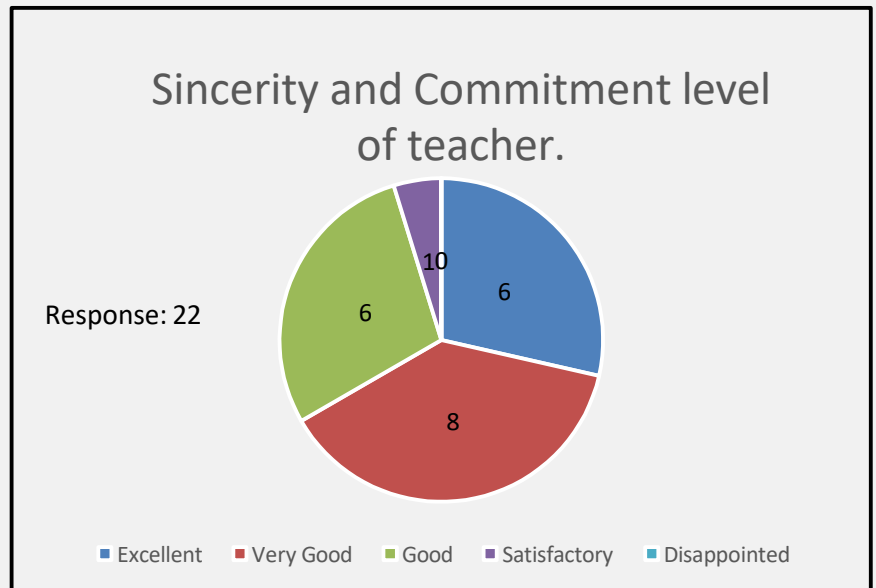
Excellent	8
Very Good	7
Good	3
Satisfactory	2
Disappointed	0
	20



100 % respondents were satisfied with the Communication Skills of the Teacher. 90% labeled it good and above. 75% of respondents allocated very good and excellent.

5. Sincerity and Commitment level:

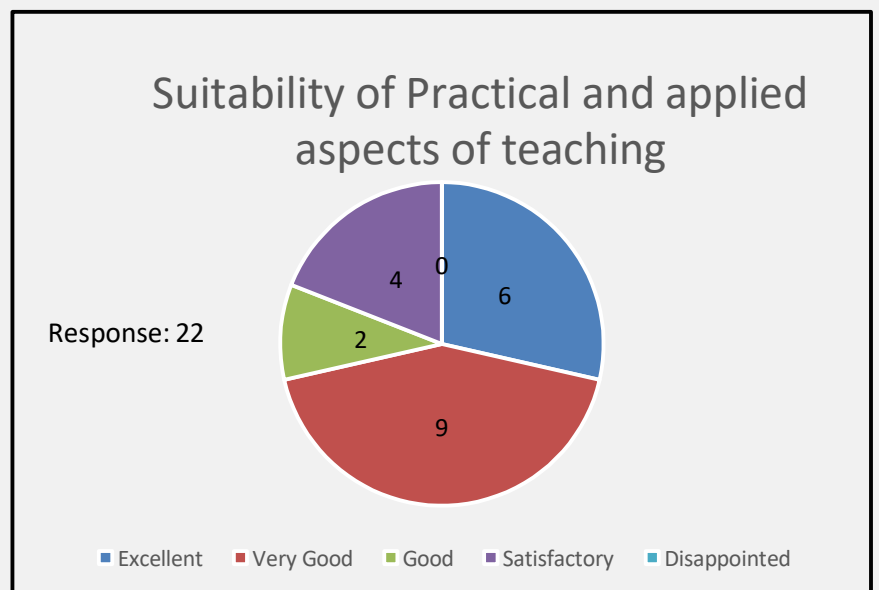
Excellent	6
Very Good	8
Good	6
Satisfactory	1
Disappointed	0
	21



100 % respondents were satisfied with Sincerity and Commitment level of the Teacher. 95% allocated good and above. 67% of respondents labeled very good and excellent.

6. Applied Aspects of Teaching:

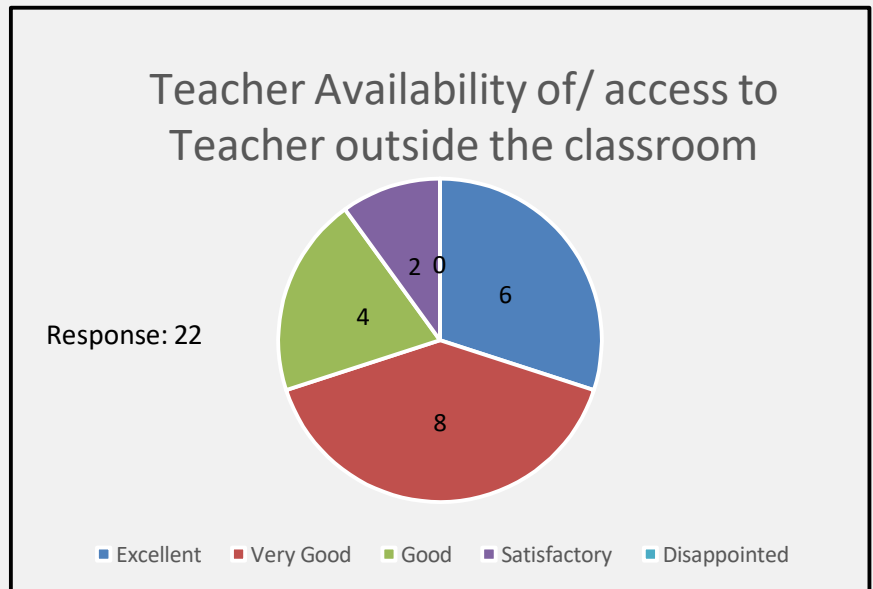
Excellent	6
Very Good	9
Good	2
Satisfactory	4
Disappointed	0
	21



100 % respondents were satisfied with Applied Aspects of Teaching of the Teacher. 81% rated it good and above. 71% of respondents graded it very good and excellent.

7. Off Classroom Accessibility:

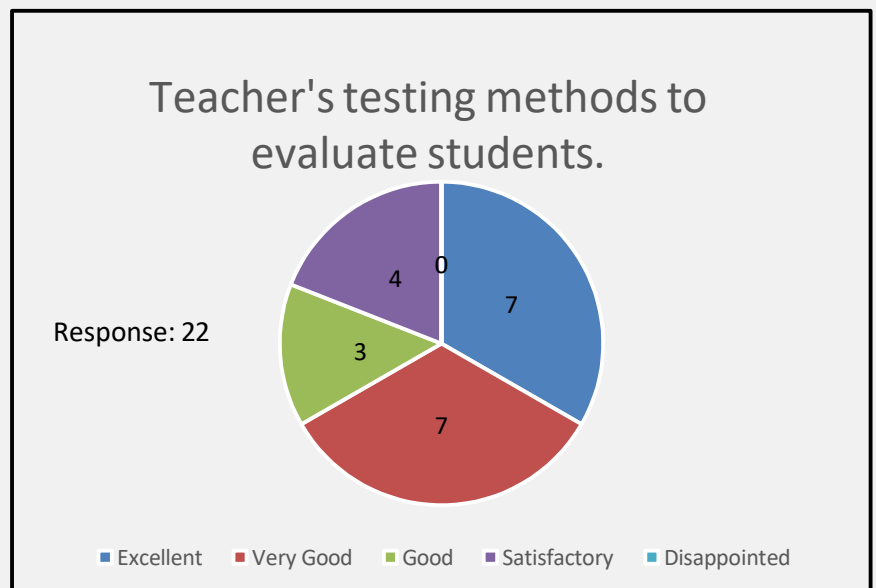
Excellent	6
Very Good	8
Good	4
Satisfactory	2
Disappointed	0
	20



100 % respondents were satisfied with Off Classroom Accessibility of the Teacher. 80% placed it at good and above. 70% of respondents ranked it very good and excellent.

8. Evaluation Methods:

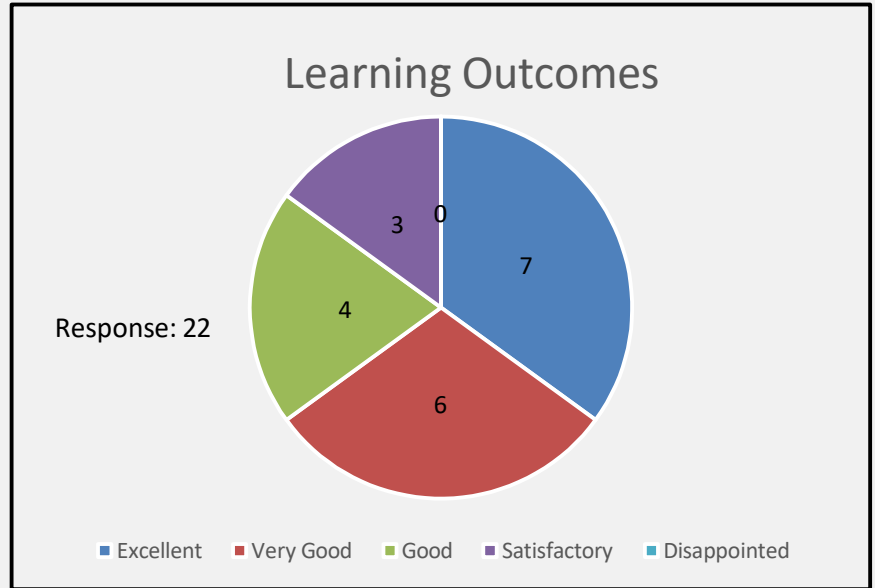
Excellent	7
Very Good	7
Good	3
Satisfactory	4
Disappointed	0
	21



100 % respondents were satisfied with the Evaluation Methods used by of the Teacher. 81% awarded it good and above. 67% of respondents found it very good and excellent.

9. Learning Outcomes:

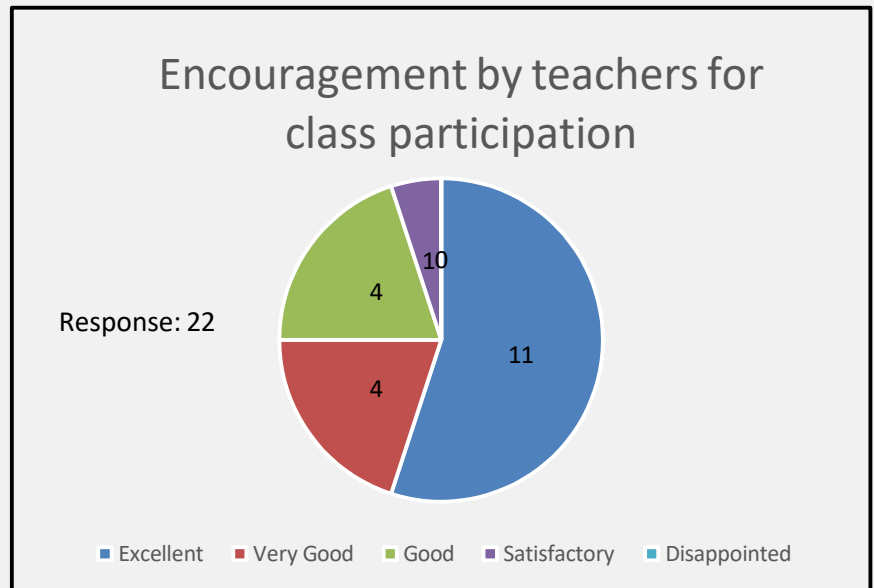
Excellent	7
Very Good	6
Good	4
Satisfactory	3
Disappointed	0
	20



100 % respondents were satisfied with the Learning Outcomes of the teaching by the Teacher.80% found it good and above. 65% of respondents awarded it very good and excellent.

10. Encouraging Class Participation:

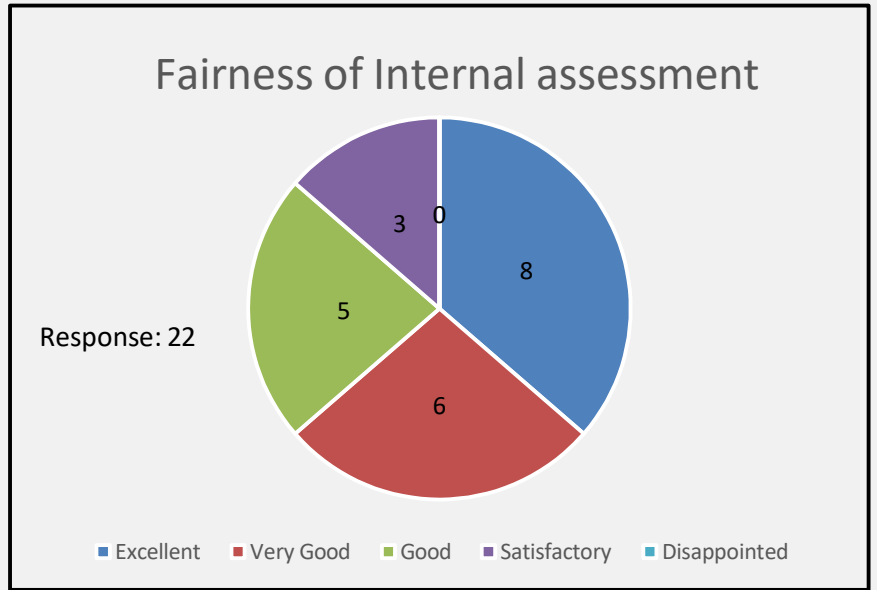
Excellent	11
Very Good	4
Good	4
Satisfactory	1
Disappointed	0
	20



100 % respondents were satisfied with the Encouragement for Class Participation by the Teacher.95% ranked it good and above. 75% of respondents placed it at very good and excellent.

11. Fairness in Internal Assessment:

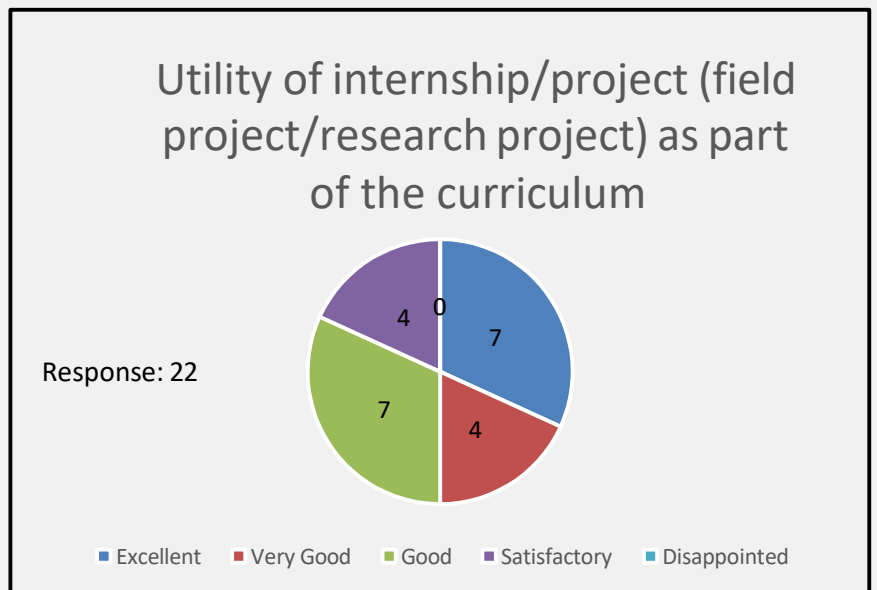
Excellent	8
Very Good	6
Good	5
Satisfactory	3
Disappointed	0
	22



100 % respondents were satisfied with the Fairness in Internal Assessment .86 % graded it good and above. 64% of respondents rated it very good and excellent.

12. Internship / Project as part of the curriculum:

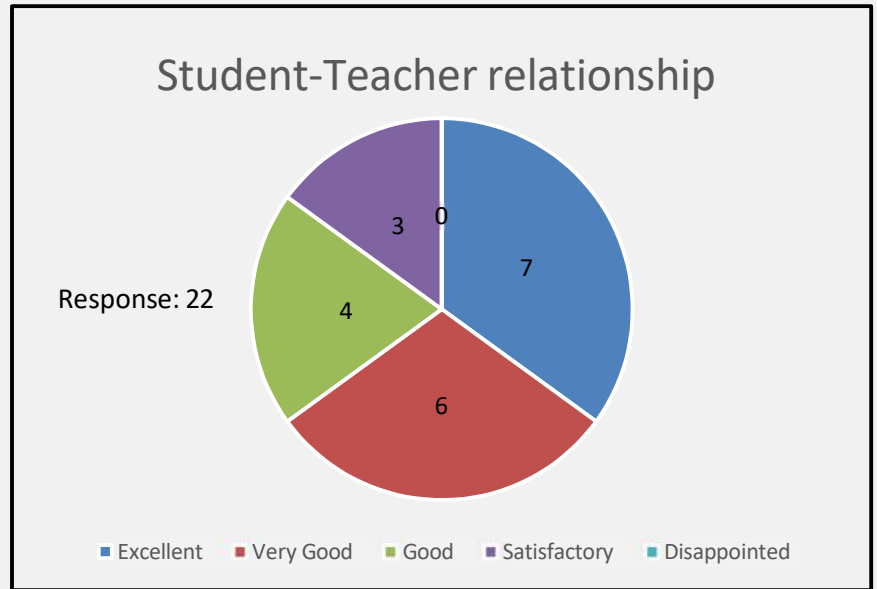
Excellent	7
Very Good	4
Good	7
Satisfactory	4
Disappointed	0
	22



100% respondents were satisfied with the utilization of the Internship / Project by the Teacher as part of the curriculum. 82 % labeled it good and above. 50% of the respondents allocated very good and excellent.

13. Student Teacher Relationship:

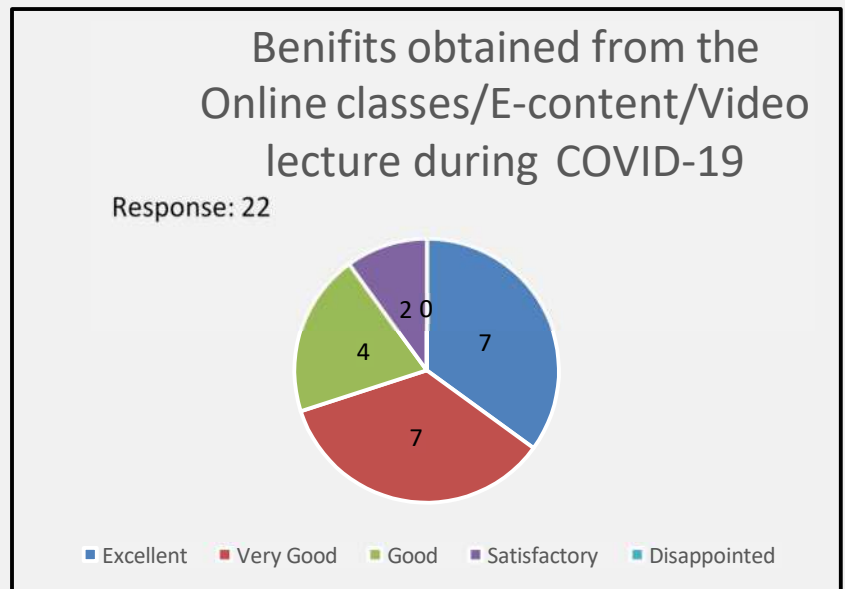
Excellent	7
Very Good	6
Good	4
Satisfactory	3
Disappointed	0
	20



100 % respondents were satisfied with their Relationship with the Teacher .85% found it good and above. 65% of respondents awarded very good and excellent.

14. Beneficiality of the online Lectures and content during Covid-19:

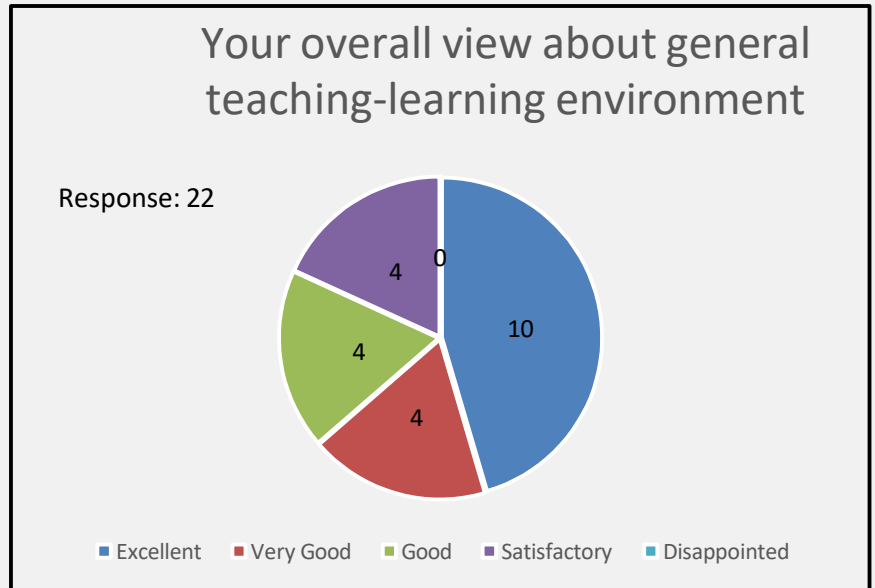
Excellent	7
Very Good	7
Good	4
Satisfactory	2
Disappointed	0
	20



100 % respondents found the online Lectures and content provided by the Teacher during Covid-19 satisfactory.90 % ranked it good and above. 70% of respondents awarded very good and excellent.

15. Overall Teaching Learning Environment:

Excellent	10
Very Good	4
Good	4
Satisfactory	4
Disappointed	0
	22



100 % respondents found the Overall Teaching Learning Environment of the Teacher’s class satisfactory.82% ranked it good and above. 64% of respondents awarded very good and excellent.

APPRAISAL: Very Good

100% respondents were satisfied in all the aspects of teaching evaluated. Above 80% of the respondents awarded good in almost every category assessed. Above 64% of the respondent rated very good and excellent in all most all the categories assessed.

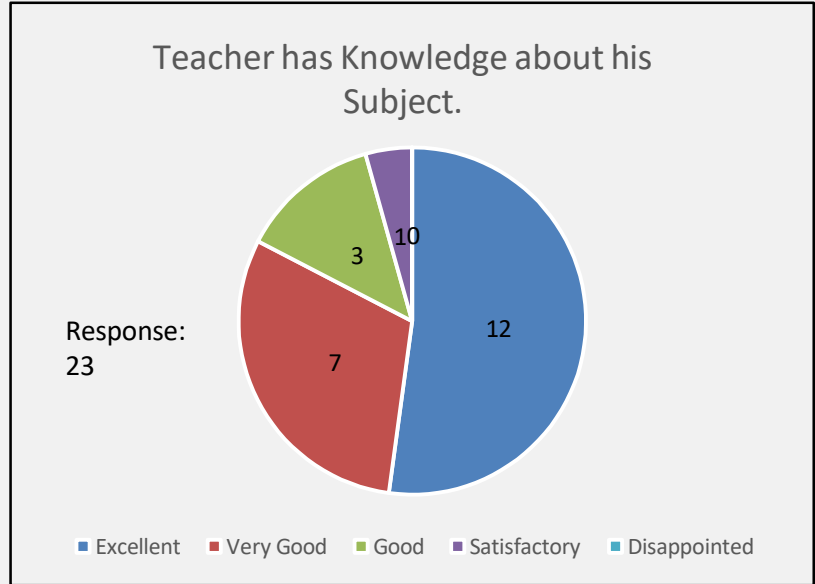
SUGGESTIONS: The Assessee can improve his course coverage and delivery along with learning outcome.

Department of Commerce

Name of Teacher: Dr. Richa Jain

1. Subject knowledge:

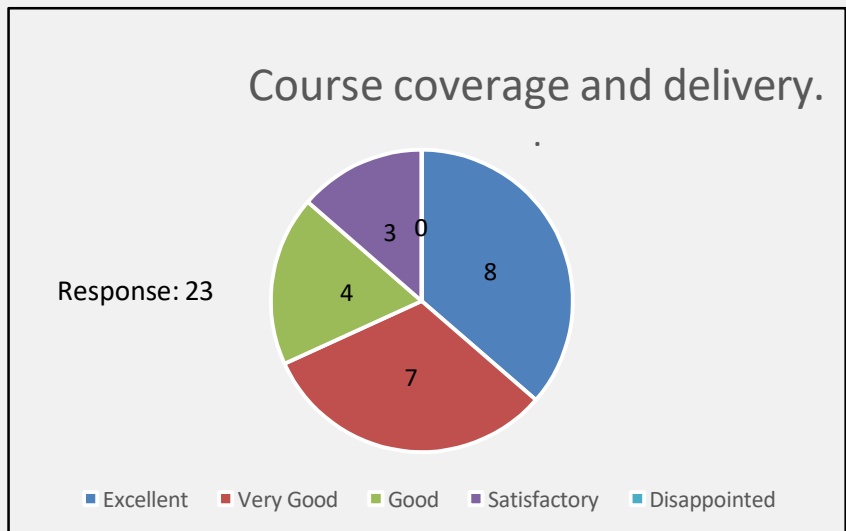
Excellent	12
Very Good	7
Good	3
Satisfactory	1
Disappointed	0
	23



100 % respondents were satisfied with the Teacher’s subject knowledge. 90% of the respondents found it to be good and above. 83% of respondents awarded very good and excellent.

2. Course coverage and delivery:

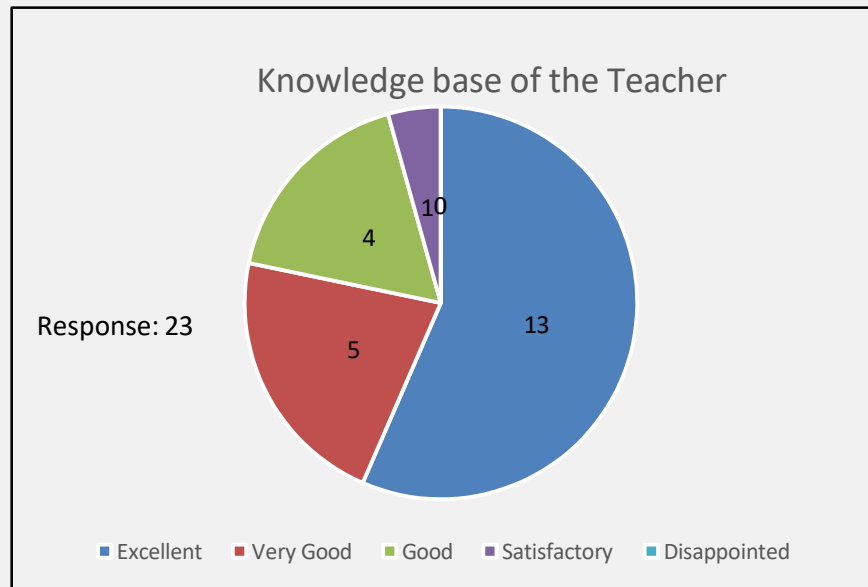
Excellent	8
Very Good	7
Good	4
Satisfactory	3
Disappointed	0
	22



100 % respondents were satisfied with the course coverage and delivery. 86% of the respondents ranked it good and above. 68% placed it at very good and excellent.

3. Knowledge Base:

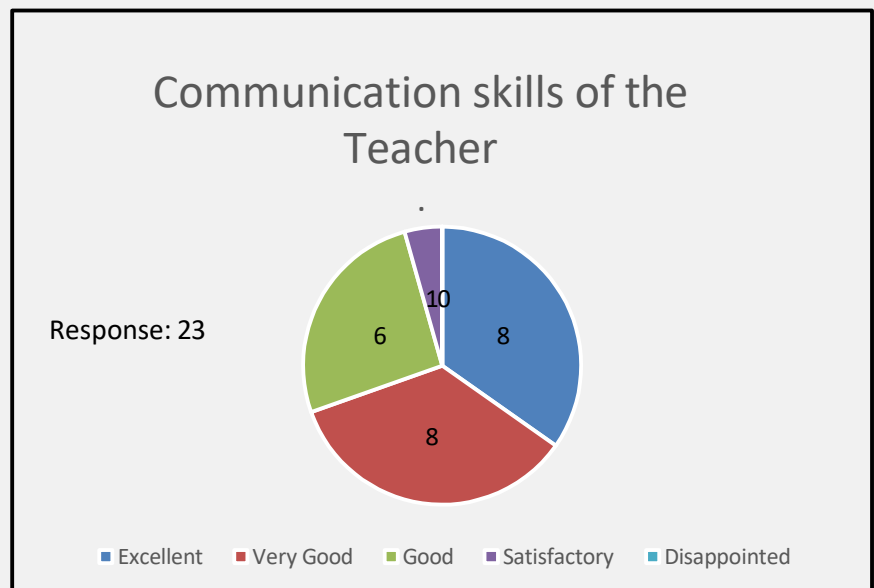
Excellent	13
Very Good	5
Good	4
Satisfactory	1
Disappointed	0
	23



100 % respondents were satisfied with the knowledge base of the Teacher. 96% graded it good and above. 78% of respondents rated it very good and excellent.

4. Communication Skills:

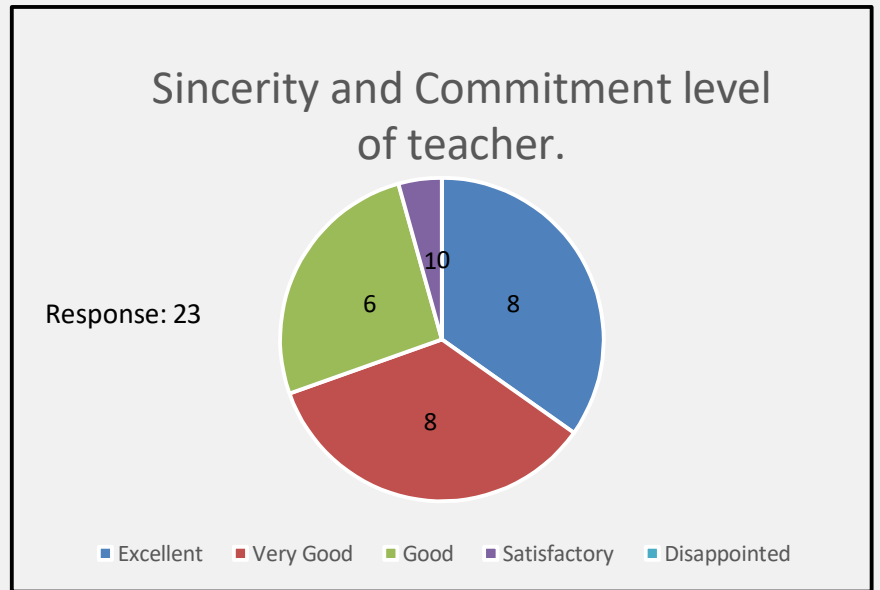
Excellent	8
Very Good	8
Good	6
Satisfactory	1
Disappointed	0
	23



100 % respondents were satisfied with the Communication Skills of the Teacher. 96% labeled it good and above. 70% of respondents allocated very good and excellent.

5. Sincerity and Commitment level:

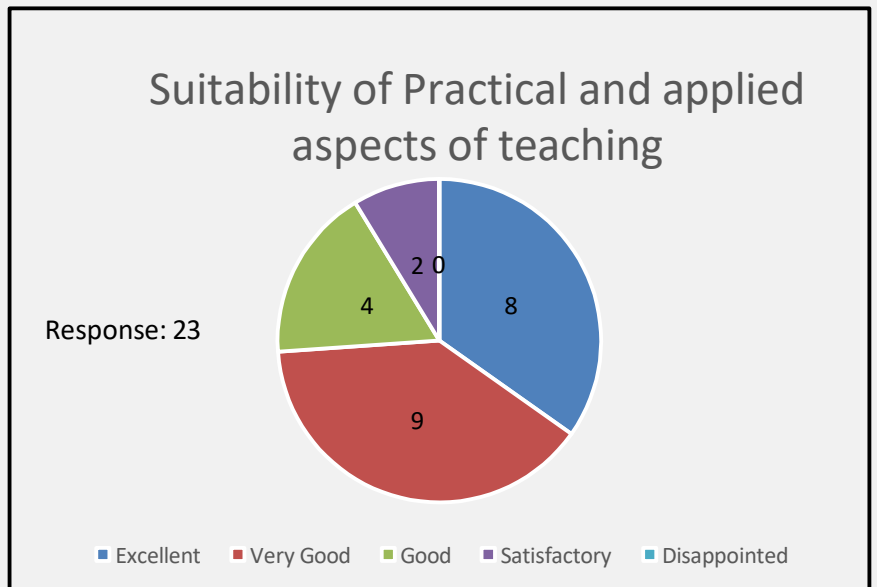
Excellent	8
Very Good	8
Good	6
Satisfactory	1
Disappointed	0
	23



100 % respondents were satisfied with Sincerity and Commitment level of the Teacher. 96% allocated good and above. 70% of respondents labeled very good and excellent.

6. Applied Aspects of Teaching:

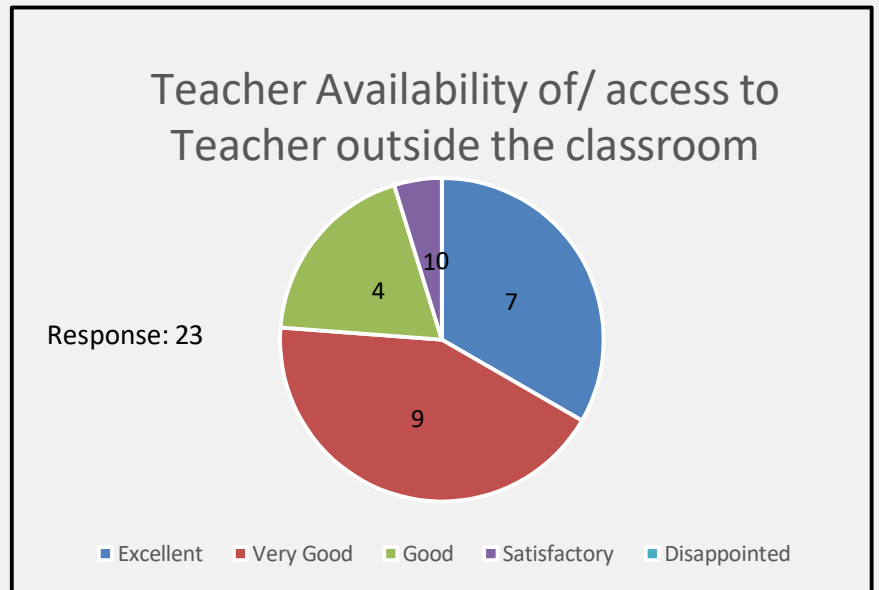
Excellent	8
Very Good	9
Good	4
Satisfactory	2
Disappointed	0
	23



100 % respondents were satisfied with Applied Aspects of Teaching of the Teacher. 91% rated it good and above. 74% of respondents graded it very good and excellent.

7. Off Classroom Accessibility:

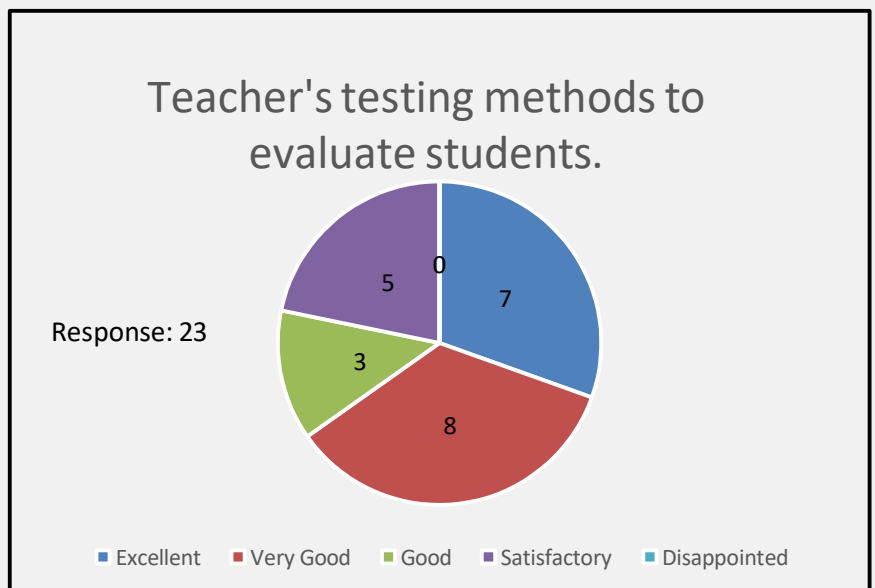
Excellent	7
Very Good	9
Good	4
Satisfactory	1
Disappointed	0
	21



100 % respondents were satisfied with Off Classroom Accessibility of the Teacher. 95% placed it act good and above. 76% of respondents ranked it very good and excellent.

8. Evaluation Methods:

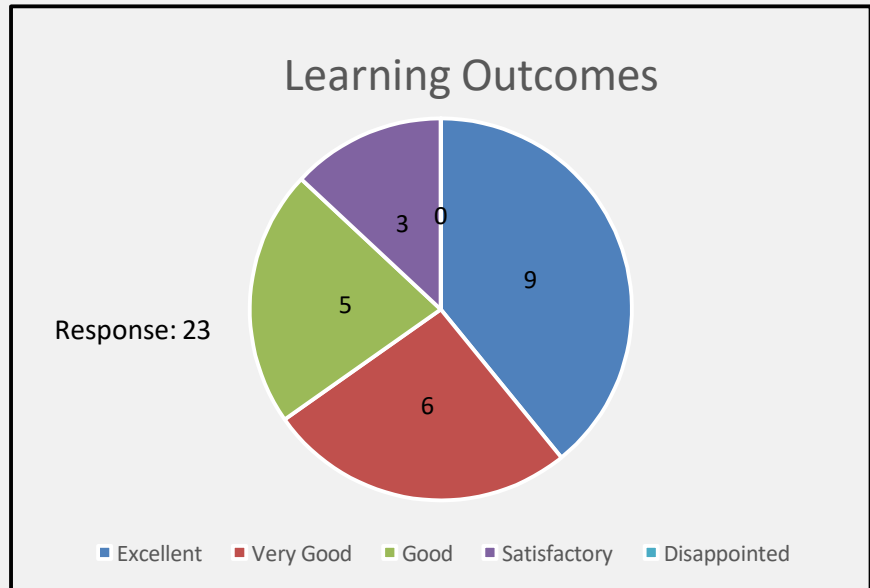
Excellent	7
Very Good	8
Good	3
Satisfactory	5
Disappointed	0
	23



100 % respondents were satisfied with the Evaluation Methods used by of the Teacher. 78% awarded it good and above. 65% of respondents found it very good and excellent.

9. Learning Outcomes:

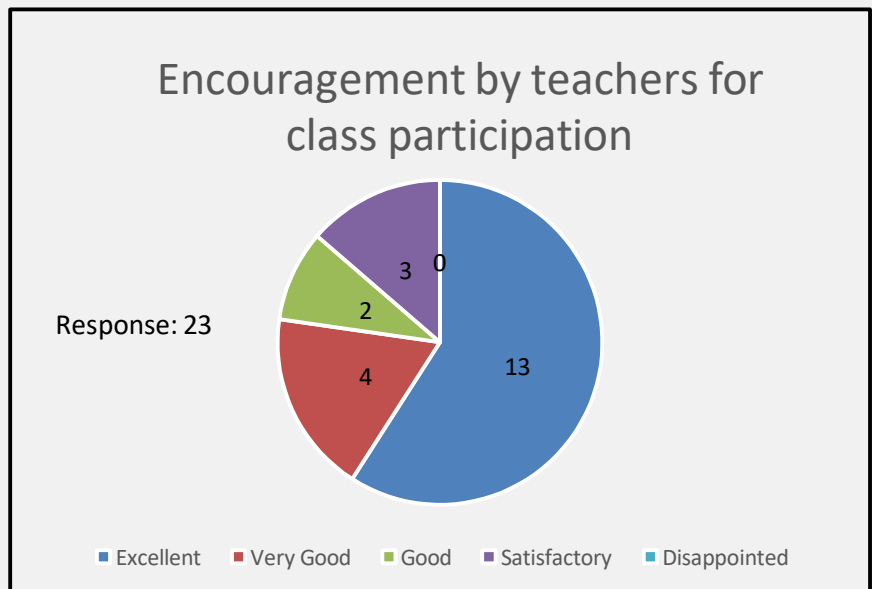
Excellent	9
Very Good	6
Good	5
Satisfactory	3
Disappointed	0
	23



100 % respondents were satisfied with the Learning Outcomes of the teaching by the Teacher.87% found it good and above. 65% of respondents awarded it very good and excellent.

10. Encouraging Class Participation:

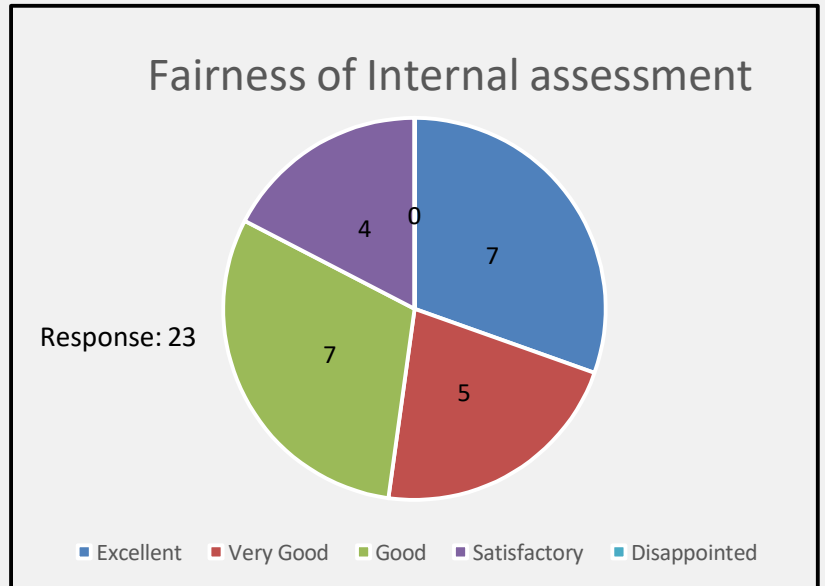
Excellent	13
Very Good	4
Good	2
Satisfactory	3
Disappointed	0
	22



100 % respondents were satisfied with the Encouragement for Class Participation by the Teacher.86% ranked it good and above. 77% of respondents placed it at very good and excellent.

11. Fairness in Internal Assessment:

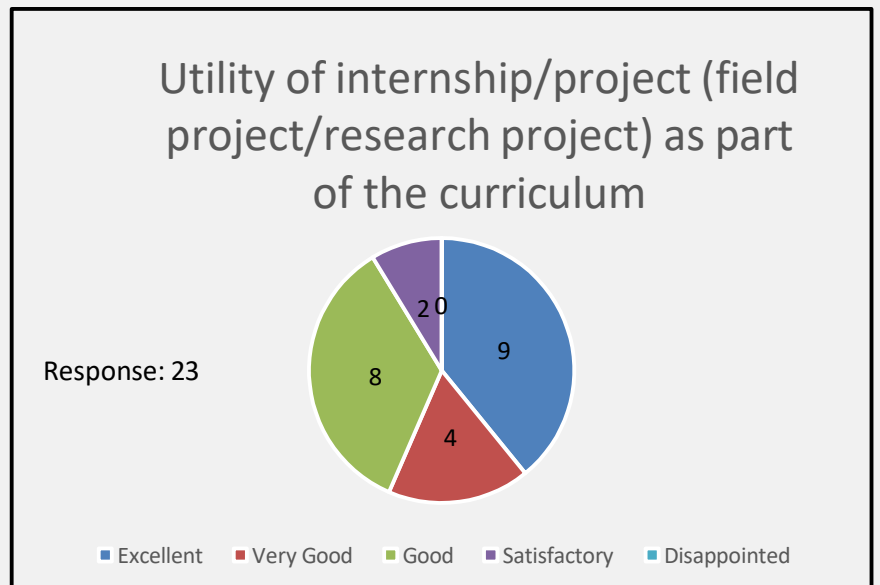
Excellent	7
Very Good	5
Good	7
Satisfactory	4
Disappointed	0
	23



100 % respondents were satisfied with the Fairness in Internal Assessment .83 % graded it good and above. 52% of respondents rated it very good and excellent.

12. Internship / Project as part of the curriculum:

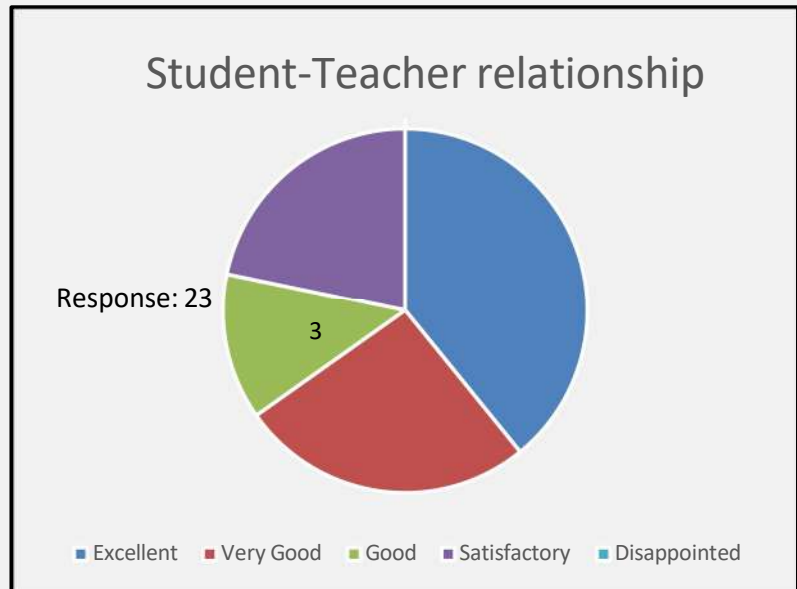
Excellent	9
Very Good	4
Good	8
Satisfactory	2
Disappointed	0
	23



100% respondents were satisfied with the utilization of the internship/project by the Teacher as part of the curriculum. 91 % labeled it good and above. 57% of the respondents allocated very good and excellent.

13. Student Teacher Relationship:

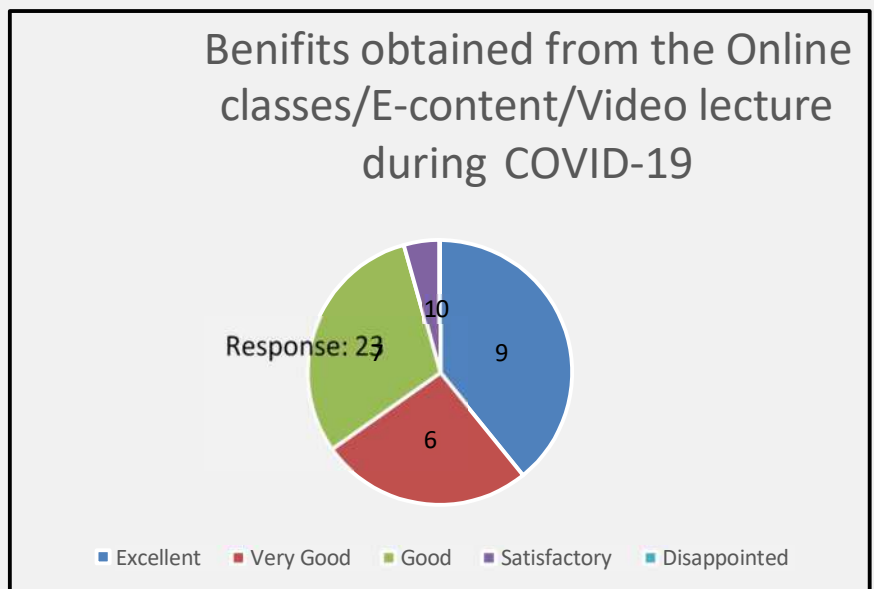
Excellent	9
Very Good	6
Good	3
Satisfactory	5
Disappointed	0
	23



100 % respondents were satisfied with their Relationship with the Teacher .78% found it good and above. 57% of respondents awarded very good and excellent.

14. Beneficiality of the online Lectures and content during Covid-19:

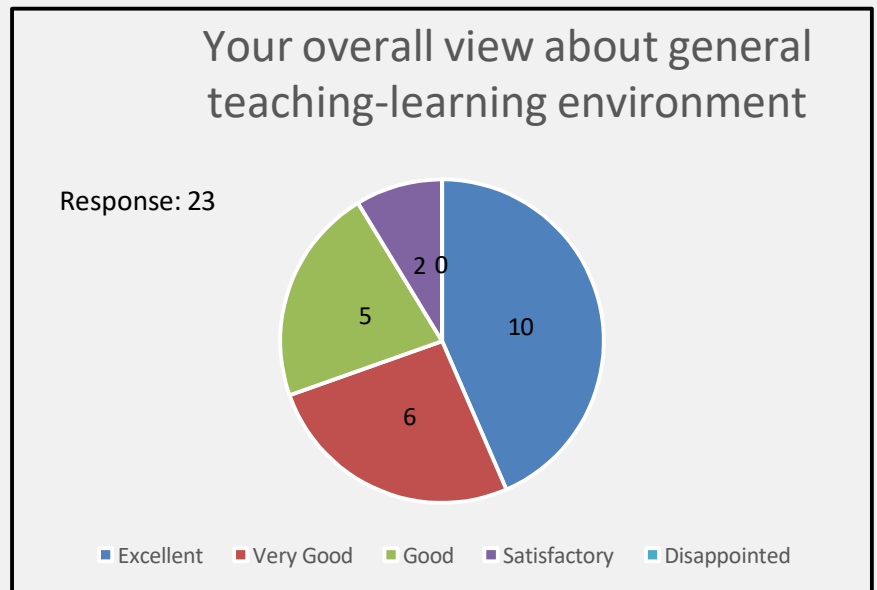
Excellent	9
Very Good	6
Good	7
Satisfactory	1
Disappointed	0
	23



100 % respondents found the online Lectures and content provided by the Teacher during Covid-19 satisfactory.96% ranked it good and above. 65% of respondents awarded very good and excellent.

15. Overall Teaching Learning Environment:

Excellent	10
Very Good	6
Good	5
Satisfactory	2
Disappointed	0
	23



100 % respondents found the Overall Teaching Learning Environment of the Teacher's class satisfactory. 91% ranked it good and above. 70% of respondents awarded very good and excellent.

APPRAISAL: Very Good

100% respondents were satisfied in all the aspects of teaching evaluated. Above 83% of the respondents awarded good in most of the categories assessed. Above 70% of the respondents rated very good and excellent in majority of the categories assessed.

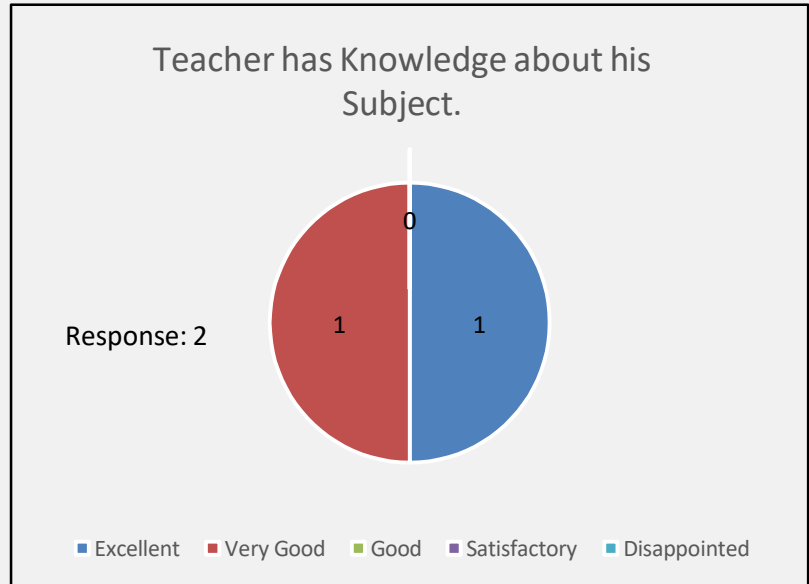
SUGGESTIONS: The Assessee can further her relationship with the students and enhance the E-content.

Department of Sanskrit

Name of Teacher: Dr. Roshni Aswal

1. Subject knowledge:

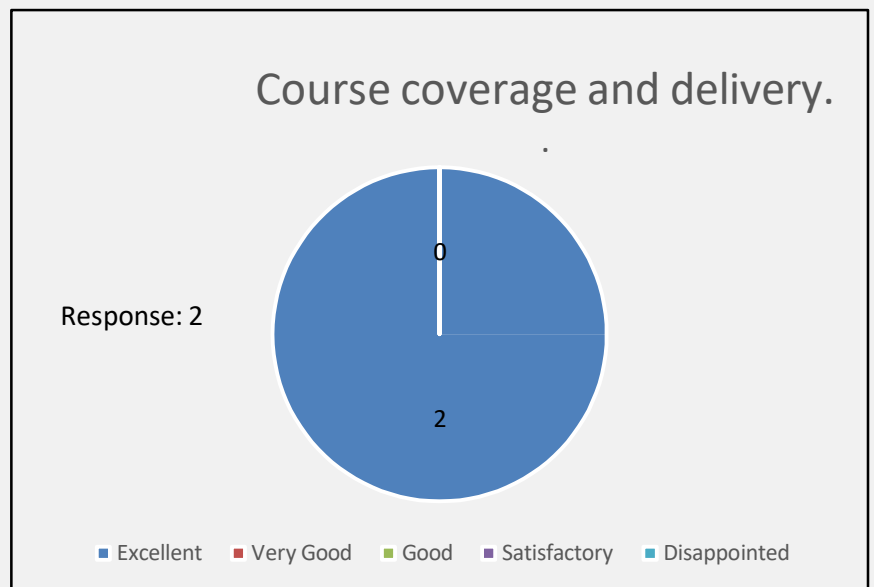
Excellent	1
Very Good	1
Good	0
Satisfactory	0
Disappointed	0
	2



100 % respondents found the Teacher’s subject knowledge very good and 50% rated it excellent.

2. Course coverage and delivery:

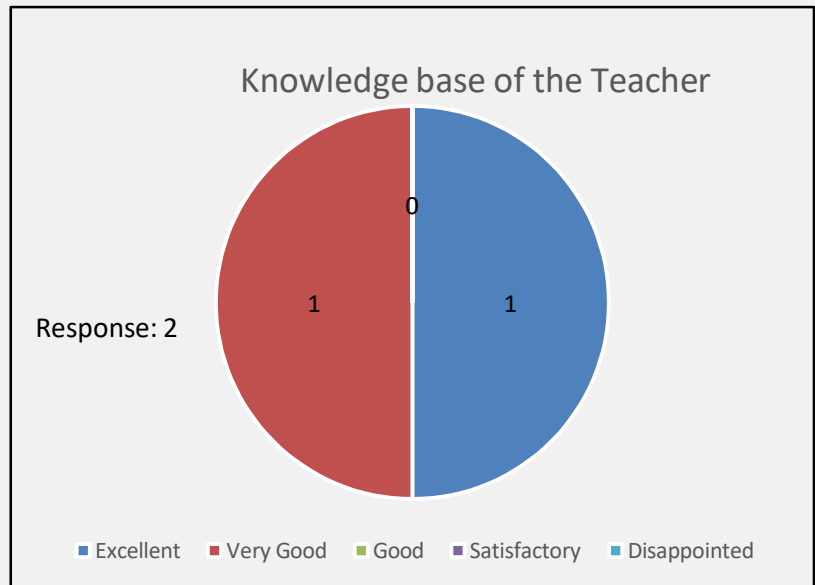
Excellent	2
Very Good	0
Good	0
Satisfactory	0
Disappointed	0
	2



100 % respondents rated the Teacher’s Course coverage and delivery excellent.

3. Knowledge Base:

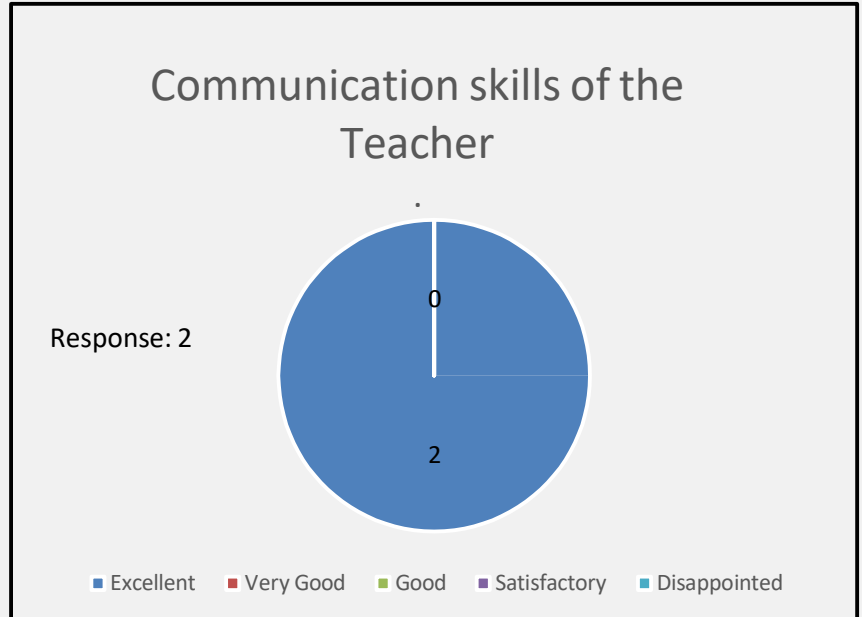
Excellent	1
Very Good	1
Good	0
Satisfactory	0
Disappointed	0
	2



100 % respondents found the Teacher's Knowledge very good and 50% found it excellent.

4. Communication Skills:

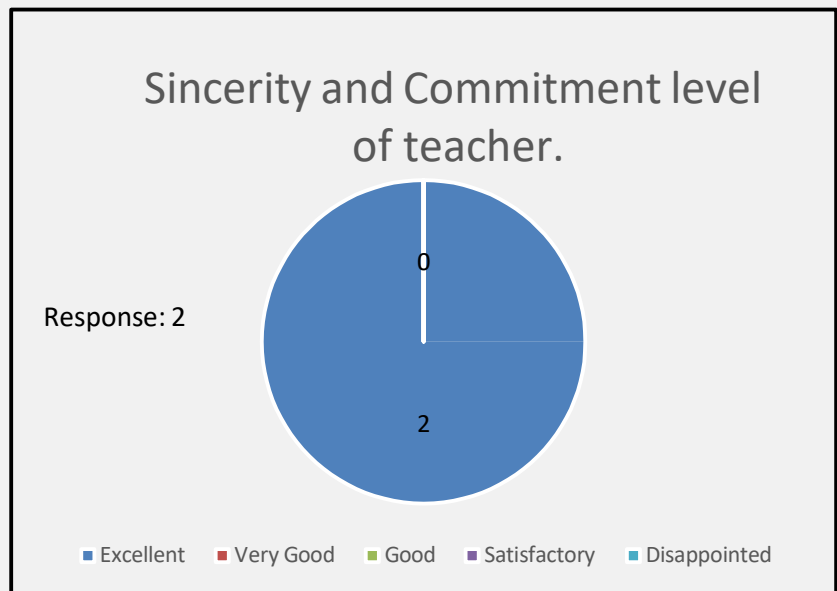
Excellent	2
Very Good	0
Good	0
Satisfactory	0
Disappointed	0
	2



100 % respondents found the Teacher's Communication Skills excellent.

5. Sincerity and Commitment level:

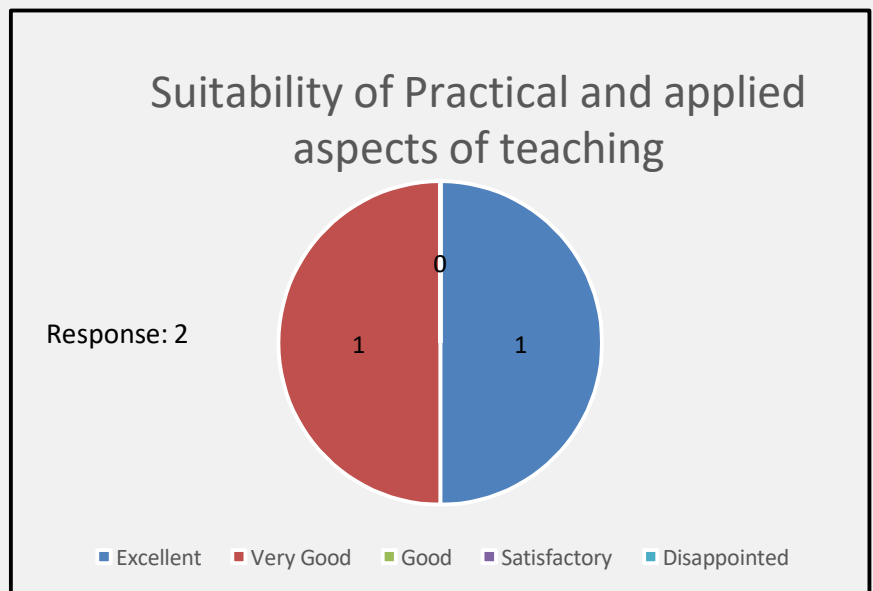
Excellent	2
Very Good	0
Good	0
Satisfactory	0
Disappointed	0
	2



100 % respondents found the Teacher's Sincerity and Commitment level to be excellent.

6. Applied Aspects of Teaching:

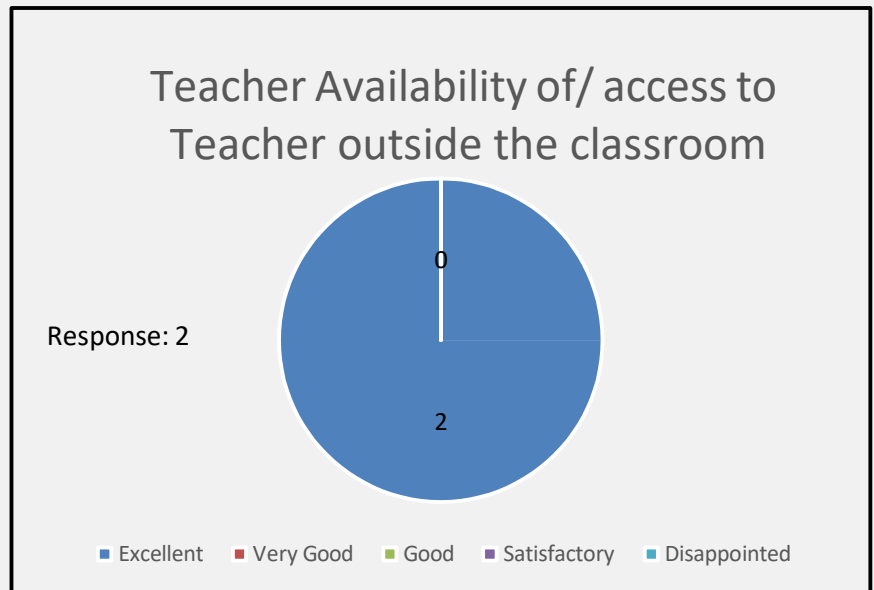
Excellent	1
Very Good	1
Good	0
Satisfactory	0
Disappointed	0
	2



100 % respondents found the Teacher's Applied Aspects of Teaching very good and 50% found it excellent.

7. Off Classroom Accessibility:

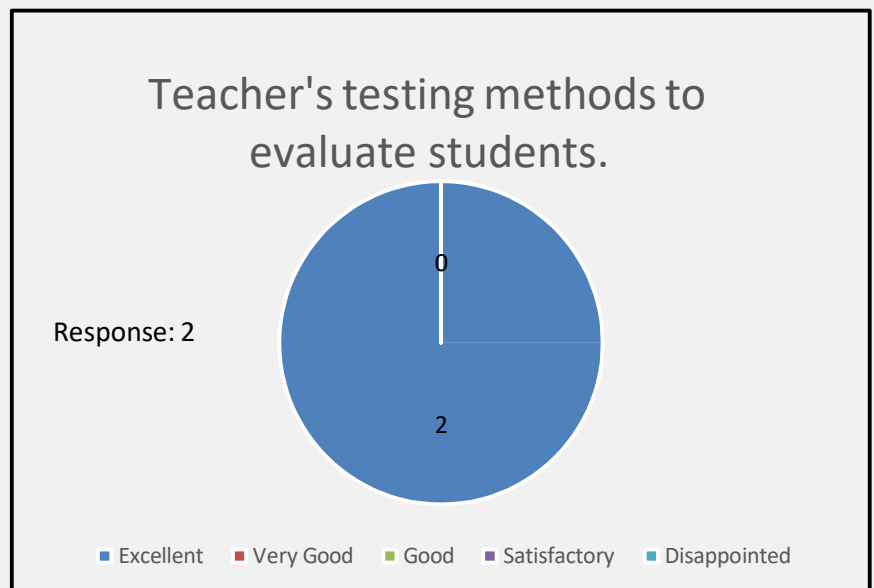
Excellent	2
Very Good	0
Good	0
Satisfactory	0
Disappointed	0
	2



100 % respondents found Off Classroom Accessibility of the Teacher excellent.

8. Evaluation Methods:

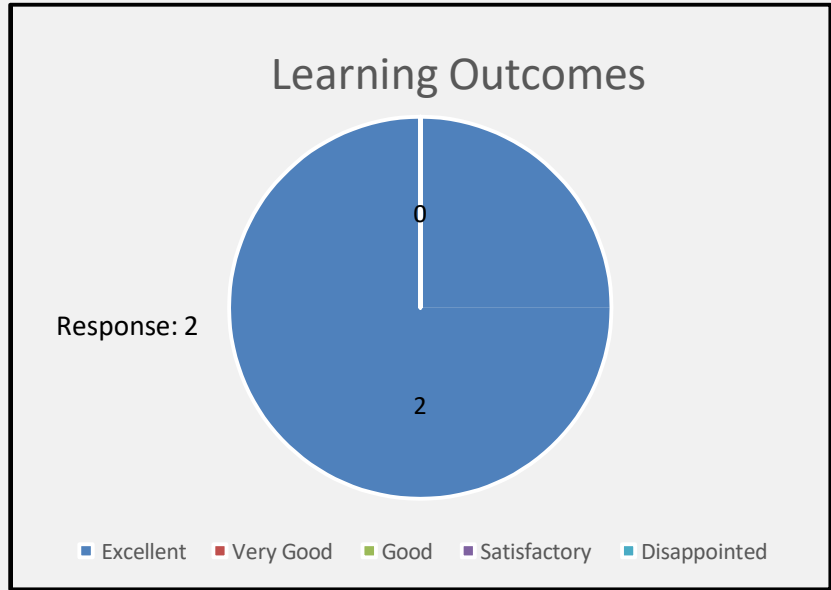
Excellent	2
Very Good	0
Good	0
Satisfactory	0
Disappointed	0
	2



100 % respondents found Evaluation Methods of the Teacher very good and excellent.

9. Learning Outcomes:

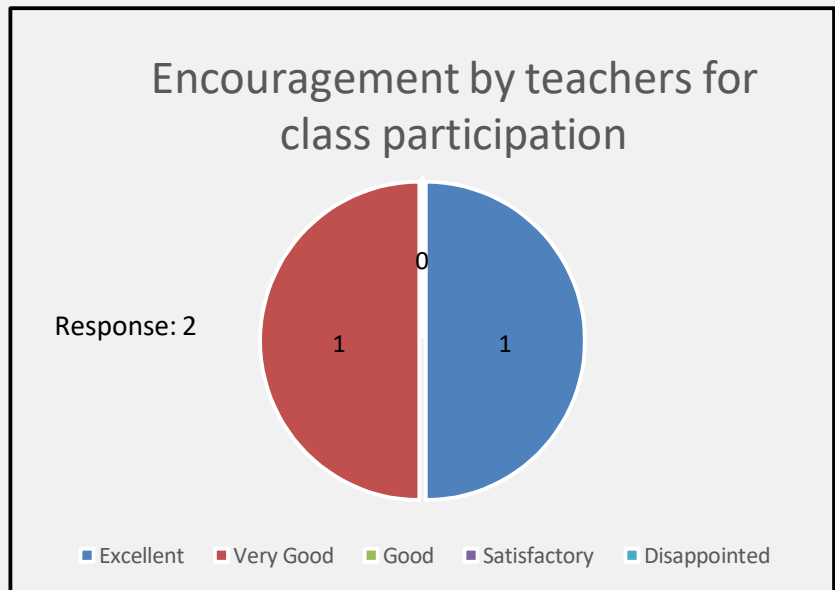
Excellent	2
Very Good	0
Good	0
Satisfactory	0
Disappointed	0
	2



100 % respondents found the Learning Outcomes of the teaching excellent.

10. Encouraging Class Participation:

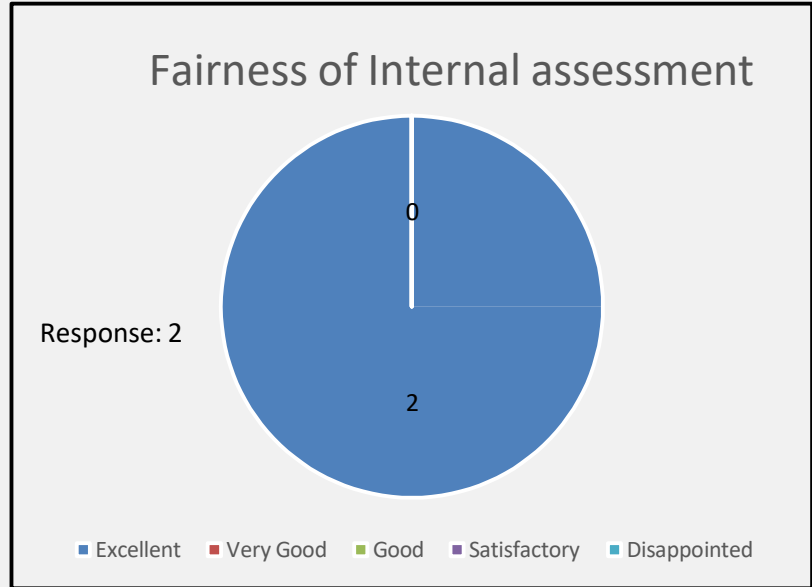
Excellent	1
Very Good	1
Good	0
Satisfactory	0
Disappointed	0
	2



100 % respondents found Encouraging Class Participation by the Teacher very good and 50% rated it excellent.

11. Fairness in Internal Assessment:

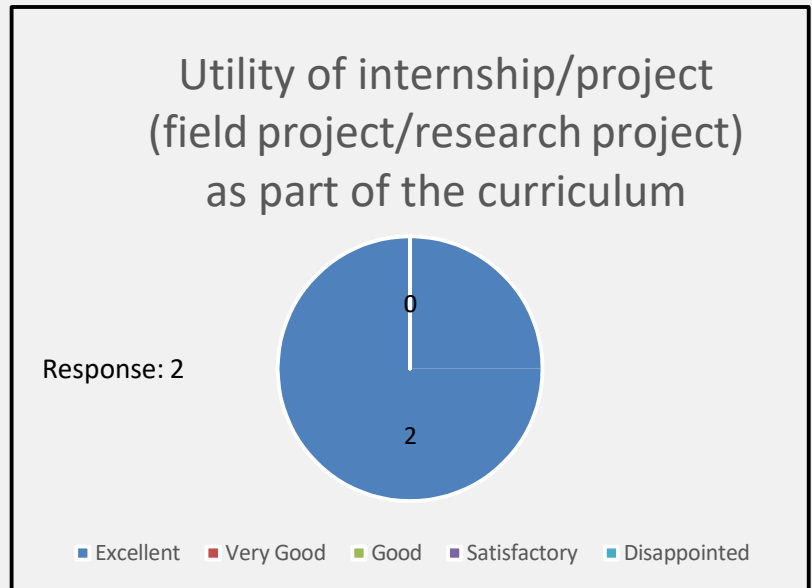
Excellent	2
Very Good	0
Good	0
Satisfactory	0
Disappointed	0
	2



100 % of the students found the teacher very good and excellent in the Fairness in Internal Assessment.

12. Internship / Project as part of the curriculum:

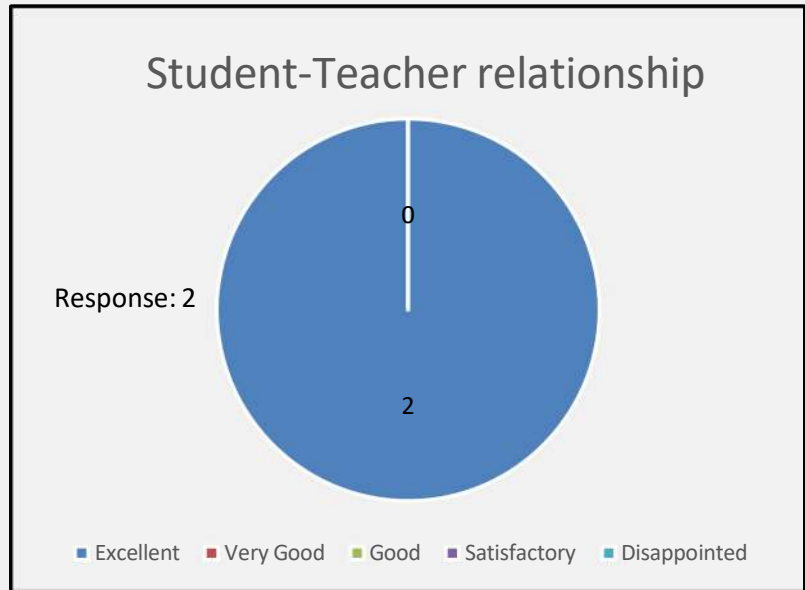
Excellent	2
Very Good	0
Good	0
Satisfactory	0
Disappointed	0
	2



100 % respondents found Internship / Project as part of the curriculum of the teacher excellent.

13. Student Teacher Relationship:

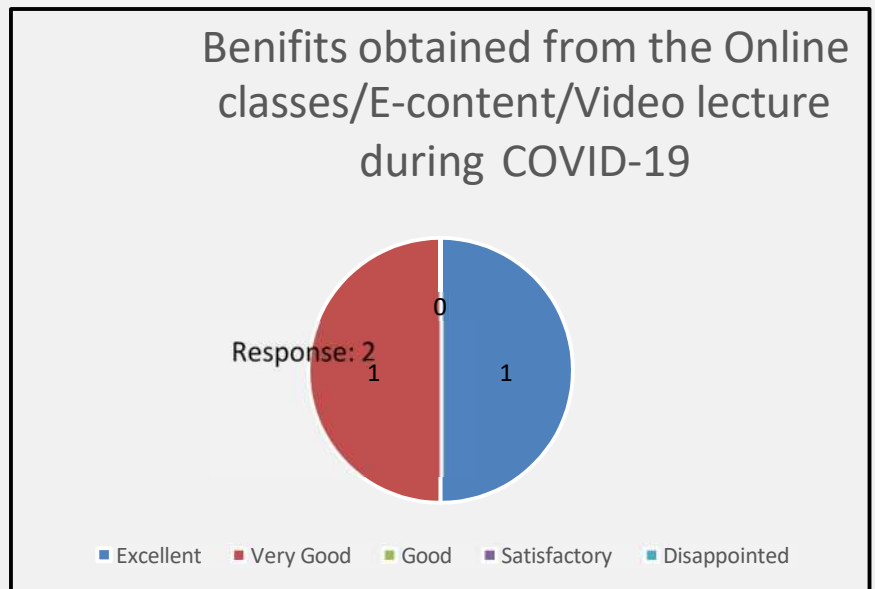
Excellent	2
Very Good	0
Good	0
Satisfactory	0
Disappointed	0
	2



100 % respondents found Student Teacher Relationship very good and excellent.

14. Beneficiality of the online Lectures and content during Covid-19:

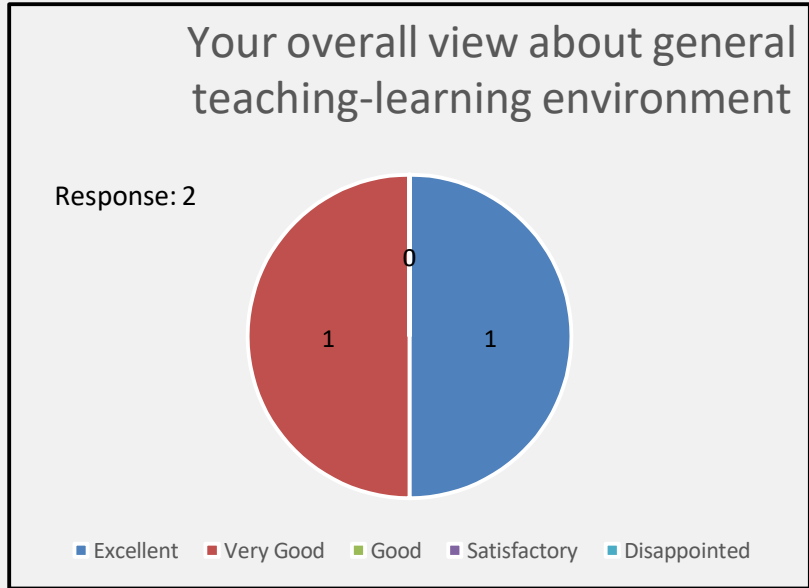
Excellent	1
Very Good	1
Good	0
Satisfactory	0
Disappointed	0
	2



100 % respondents found the online Lectures and content provided by the Teacher during Covid-19 to be very good and 50% found excellent.

15. Overall Teaching Learning Environment:

Excellent	1
Very Good	1
Good	0
Satisfactory	0
Disappointed	0
	2



100 % respondents found Overall Teaching Learning Environment of the Teacher very good while 50% found it excellent.

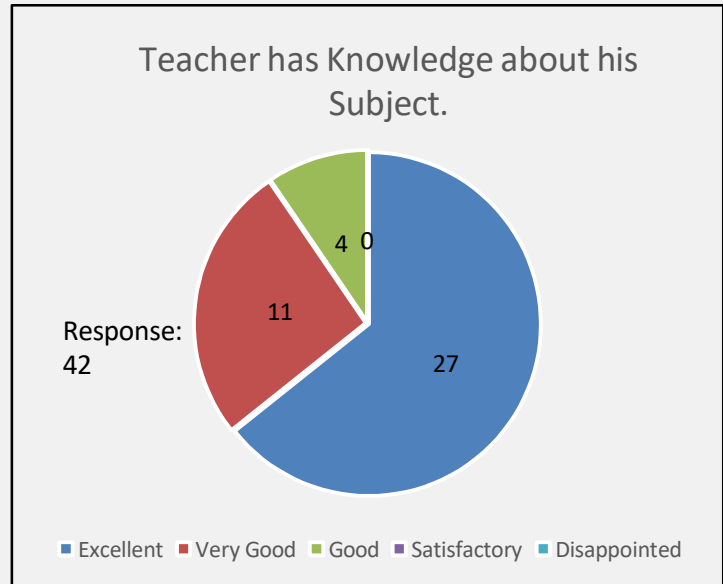
APPRAISAL: Sample size too small to be assessed.

Department of Self Finance B.Ed.

Name of Teacher: Dr. Rashmi Bahukhandi

1. Subject knowledge:

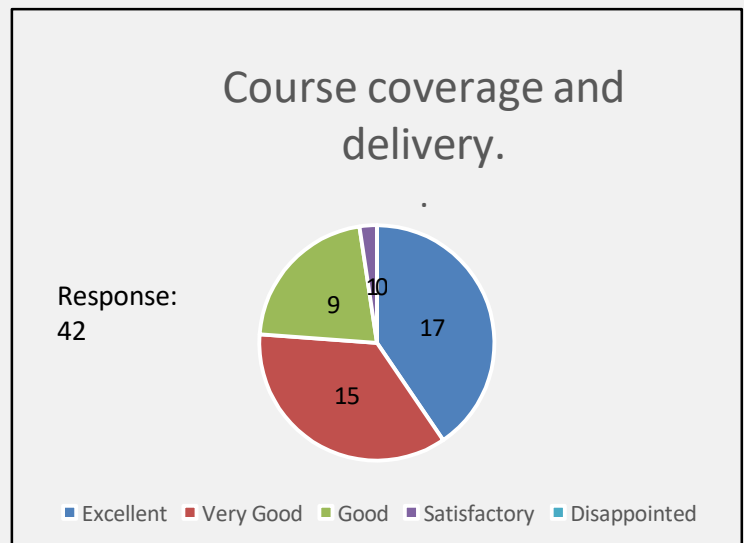
Excellent	27
Very Good	11
Good	4
Satisfactory	0
Disappointed	0
	42



100 % respondents found the Teacher's subject knowledge good and 90% found it very good and excellent.

2. Course coverage and delivery:

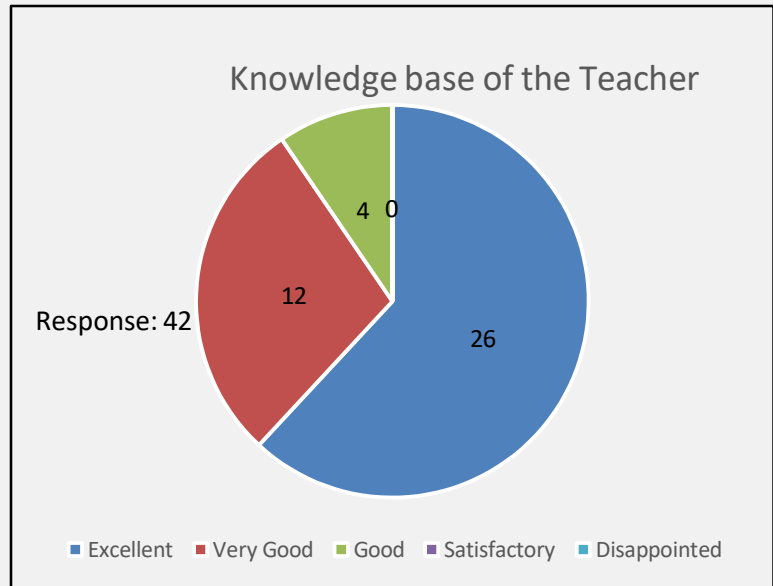
Excellent	17
Very Good	15
Good	9
Satisfactory	1
Disappointed	0
	42



100 % respondents were satisfied with the course coverage and delivery. 98% of the respondents ranked it good and above. 76% placed it at very good and excellent.

3. Knowledge Base:

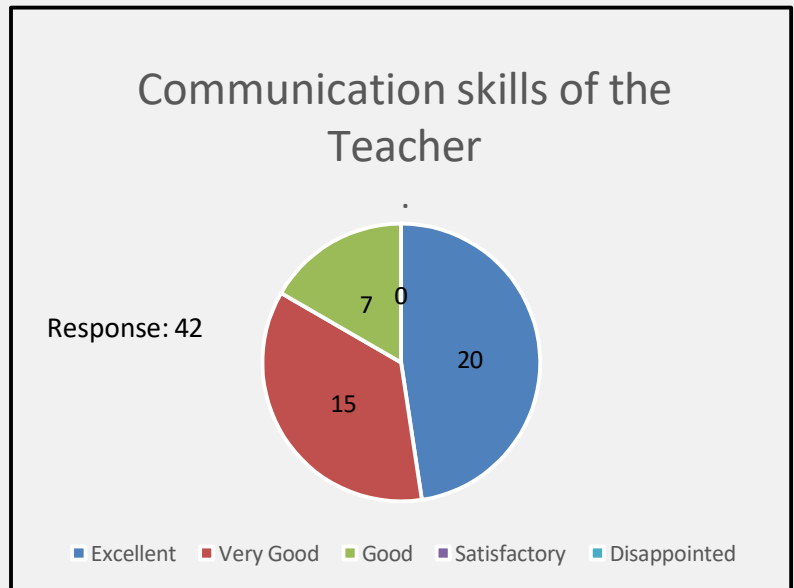
Excellent	26
Very Good	12
Good	4
Satisfactory	0
Disappointed	0
	42



100 % respondents found the knowledge base of the teacher good. 90% of respondents rated it very good and excellent.

4. Communication Skills:

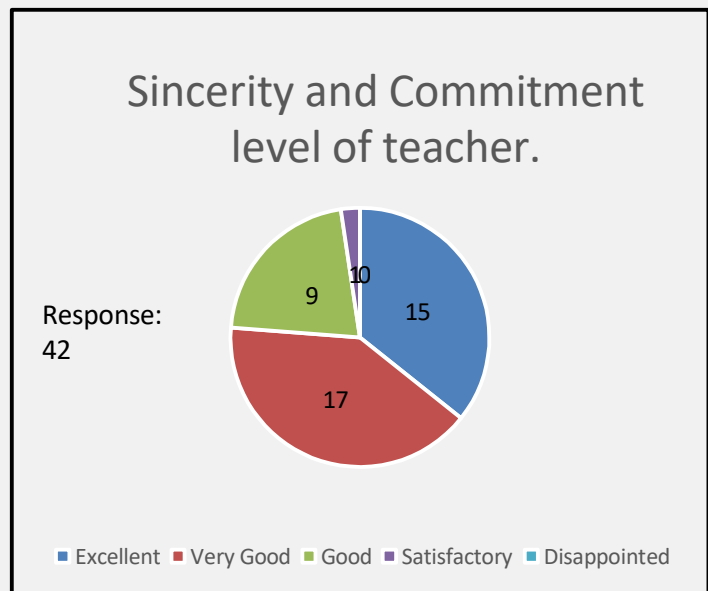
Excellent	20
Very Good	15
Good	7
Satisfactory	0
Disappointed	0
	42



100 % respondents found the Teacher's Communication Skills good. 83% found it very good and excellent.

5. Sincerity and Commitment level:

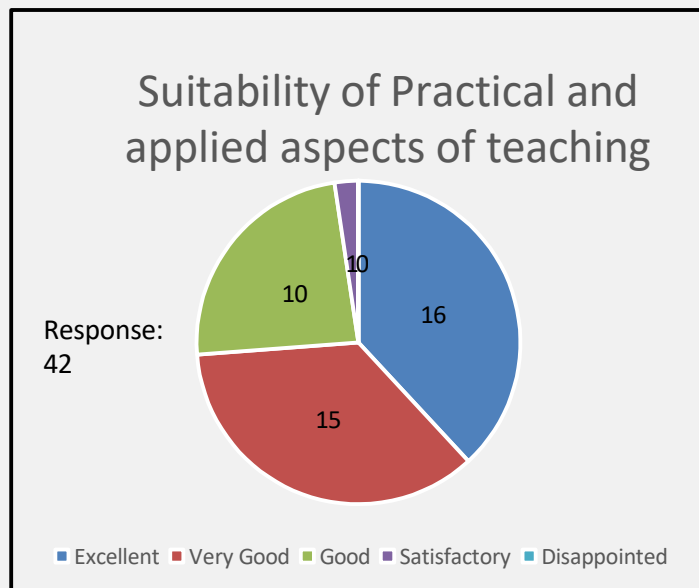
Excellent	15
Very Good	17
Good	9
Satisfactory	1
Disappointed	0
	42



100 % respondents were satisfied with Sincerity and Commitment level of the Teacher. 98% allocated good and above. 76% of respondents labeled very good and excellent.

6. Applied Aspects of Teaching:

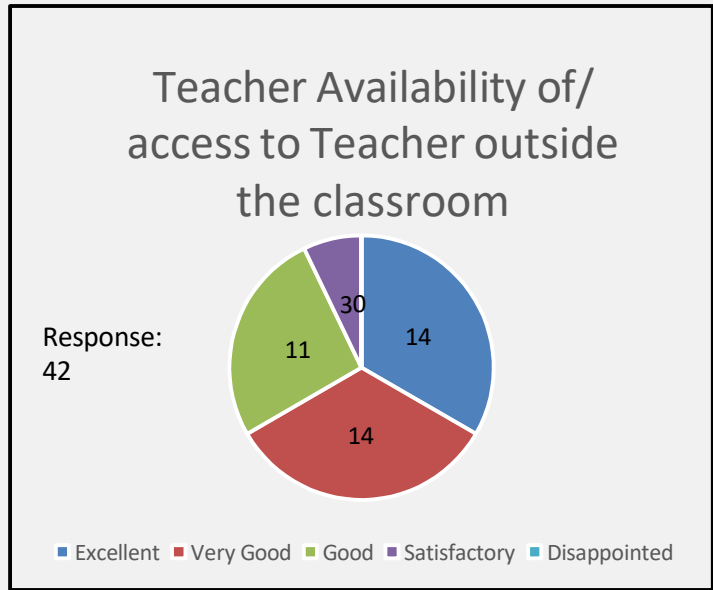
Excellent	16
Very Good	15
Good	10
Satisfactory	1
Disappointed	0
	42



100 % respondents were satisfied with Applied Aspects of Teaching of the Teacher. 98% rated it good and above. 74% of respondents graded it very good and excellent.

7. Off Classroom Accessibility:

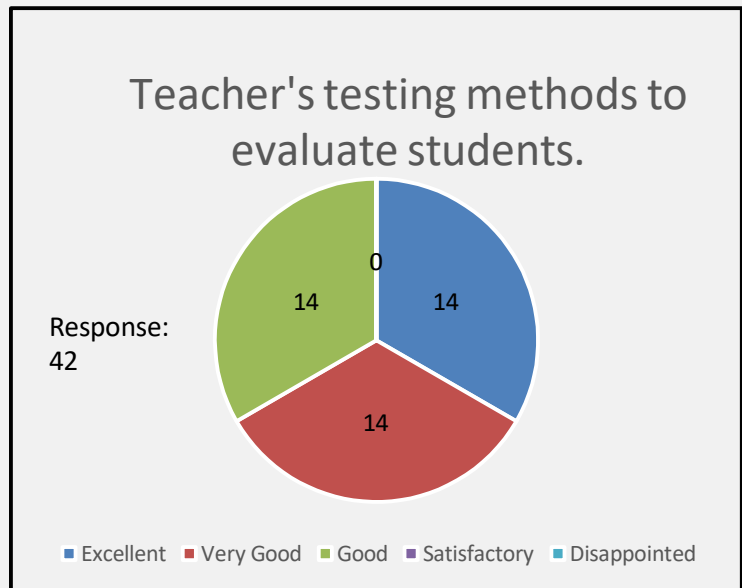
Excellent	14
Very Good	14
Good	11
Satisfactory	3
Disappointed	0
	42



100 % respondents were satisfied with Off Classroom Accessibility of the Teacher. 93% placed it good and above. 67% of respondents ranked it very good and excellent.

8. Evaluation Methods:

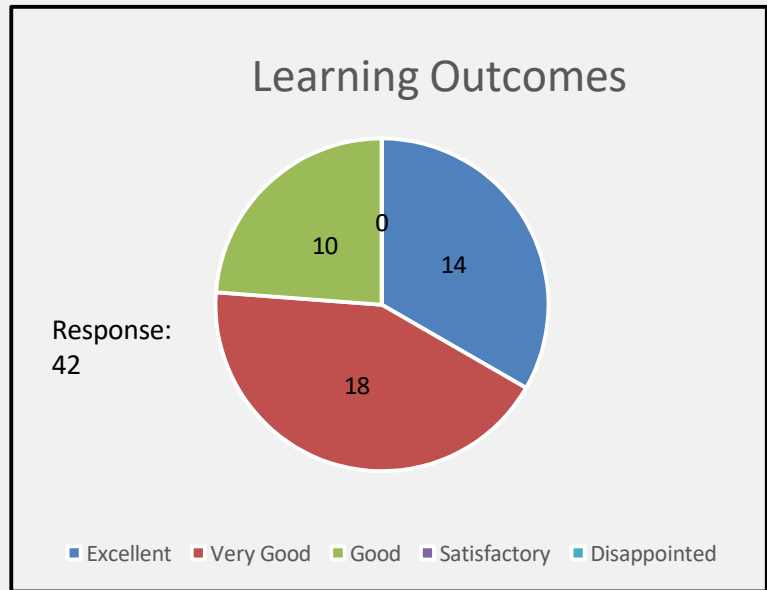
Excellent	14
Very Good	14
Good	14
Satisfactory	0
Disappointed	0
	42



100 % respondents found Evaluation Methods of the Teacher good. 67% found them very good and excellent.

9. Learning Outcomes:

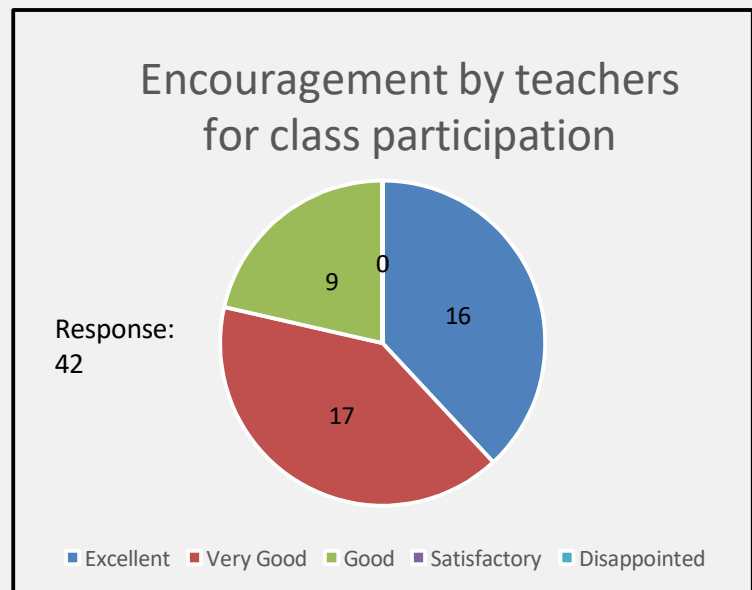
Excellent	14
Very Good	18
Good	10
Satisfactory	0
Disappointed	0
	42



100 % respondents found the Learning Outcomes of the teaching good and 76% ranked it very good and excellent.

10. Encouraging Class Participation:

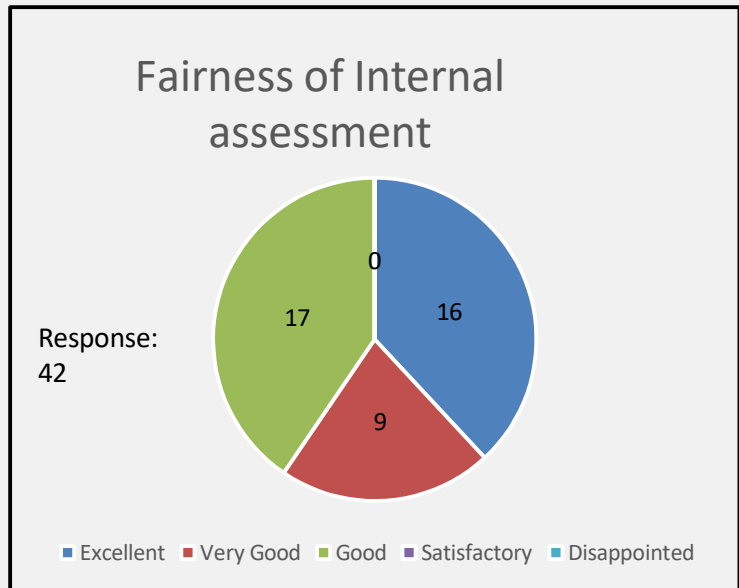
Excellent	16
Very Good	17
Good	9
Satisfactory	0
Disappointed	0
	42



100 % respondents found Encouraging Class Participation of the Teacher good, 79% found it very good and excellent.

11. Fairness in Internal Assessment:

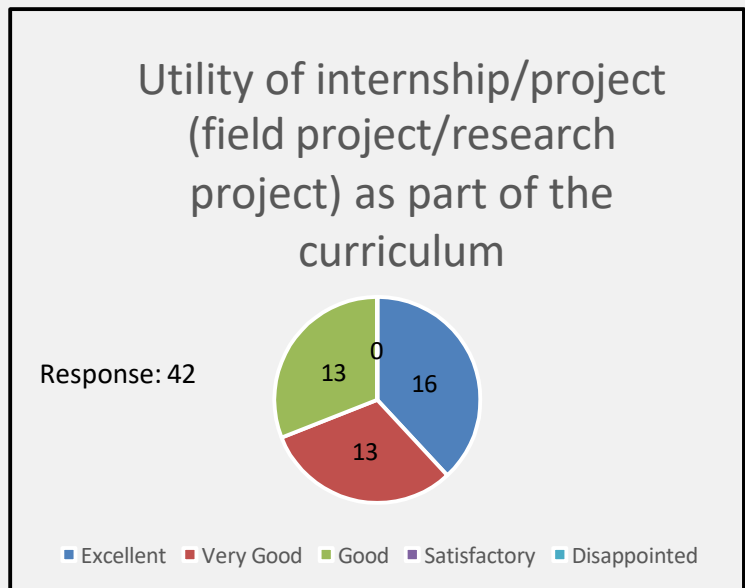
Excellent	16
Very Good	9
Good	17
Satisfactory	0
Disappointed	0
	42



100 % of the students found the teacher good in the Fairness in Internal Assessment and 60% found her very good and excellent.

12. Internship / Project as part of the curriculum:

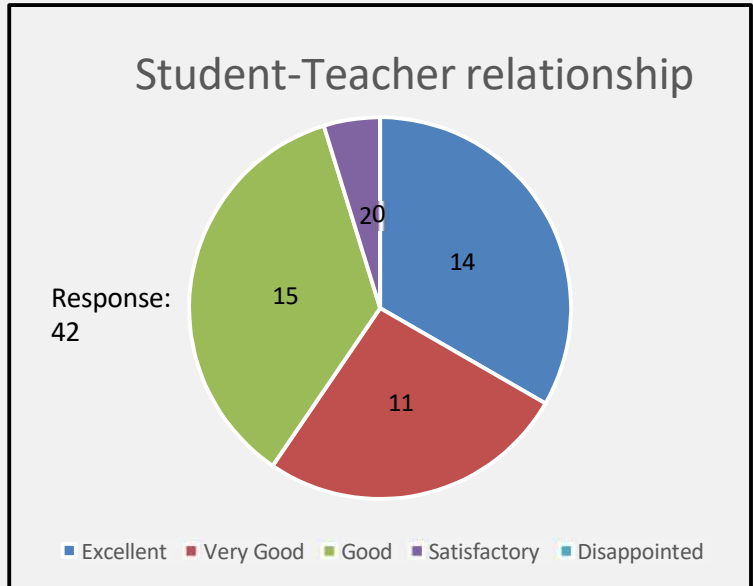
Excellent	16
Very Good	13
Good	13
Satisfactory	0
Disappointed	0
	42



100 % respondents labeled the utilization of the project by the teacher as part of the curriculum good .69% found it very good and excellent.

13. Student Teacher Relationship:

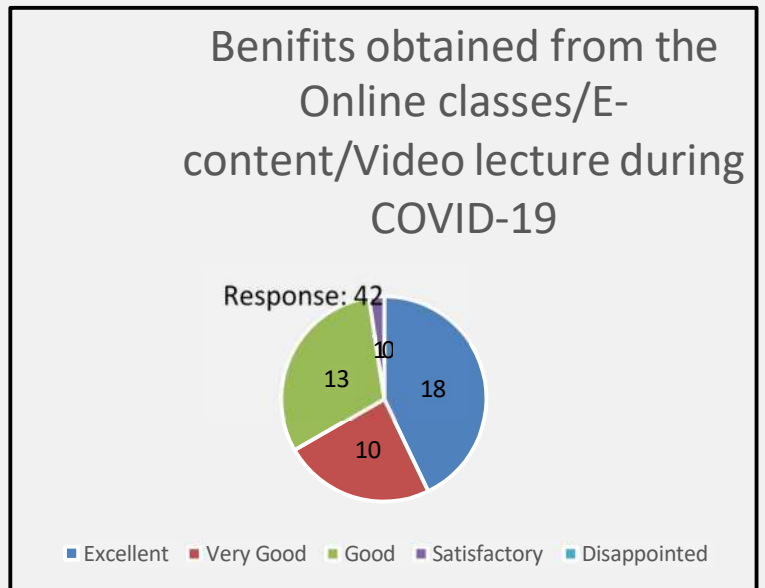
Excellent	14
Very Good	11
Good	15
Satisfactory	2
Disappointed	0
	42



100 % respondents were satisfied with their Relationship with the Teacher .95% found it good and above. 60% of respondents awarded very good and excellent.

14. Beneficiality of the online Lectures and content during Covid-19:

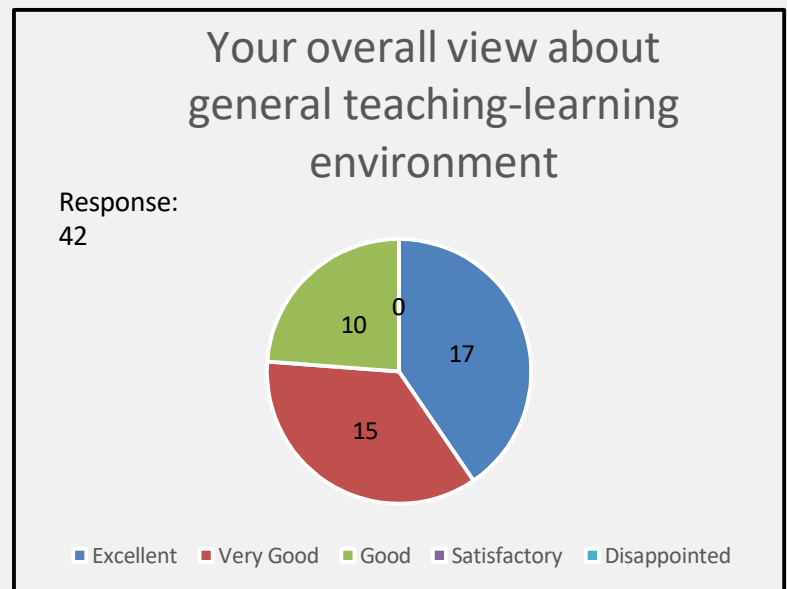
Excellent	18
Very Good	10
Good	13
Satisfactory	1
Disappointed	0
	42



100 % respondents found the online Lectures and content provided by the Teacher during Covid-19 satisfactory. 98 % ranked it good and above. 67% of respondents awarded very good and excellent.

15. Overall Teaching Learning Environment:

Excellent	17
Very Good	15
Good	10
Satisfactory	0
Disappointed	0
	42



100 % respondents found Overall Teaching Learning Environment of the Teacher good. 76% found it very good and excellent.

APPRAISAL: Very Good

100% respondents were satisfied in all the aspects of teaching evaluated. Above 93% of the respondents awarded good in every category assessed. More than 74% of the respondent rated very good and excellent in most of the categories assessed.

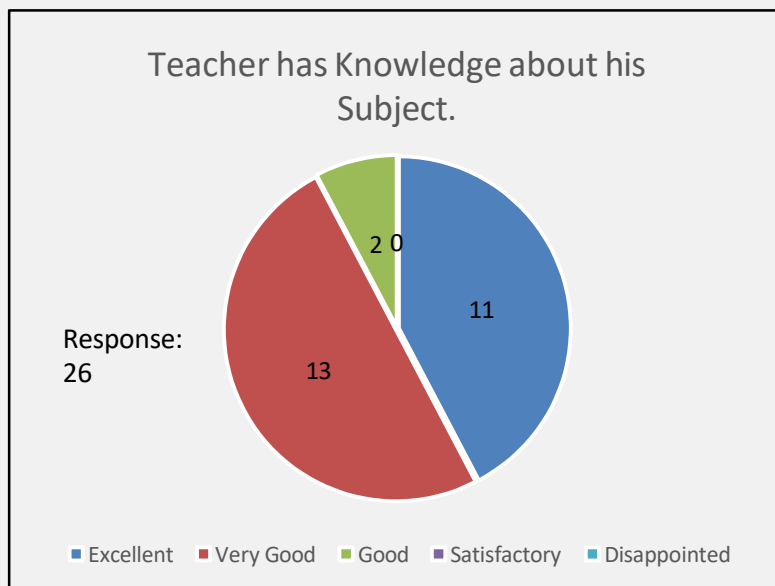
SUGGESTIONS: The Assessee can further her relationship with the students and assure more fairness in internal assessment.

Department of Chemistry

Name of Teacher: Dr. Ranjana Singh

1. Subject knowledge:

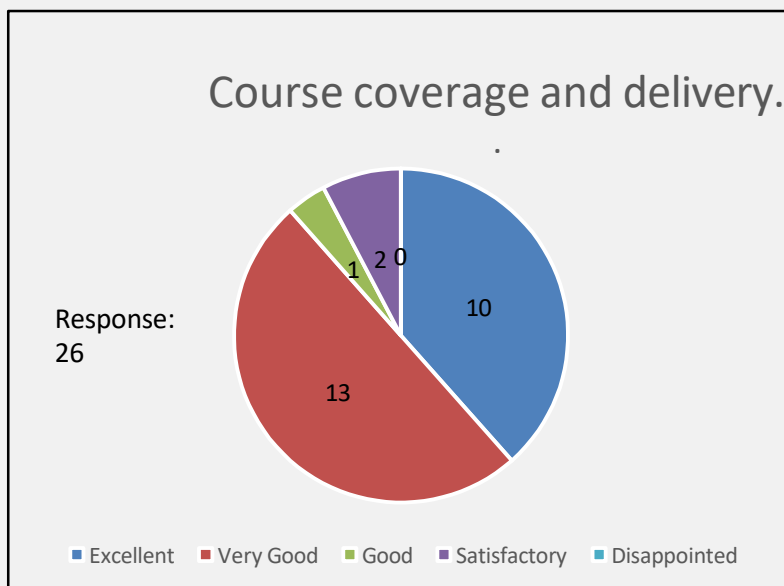
Excellent	11
Very Good	13
Good	2
Satisfactory	0
Disappointed	0
	26



100 % respondents found the Teacher's subject knowledge good and 92% awarded very good and excellent.

2. Course coverage and delivery:

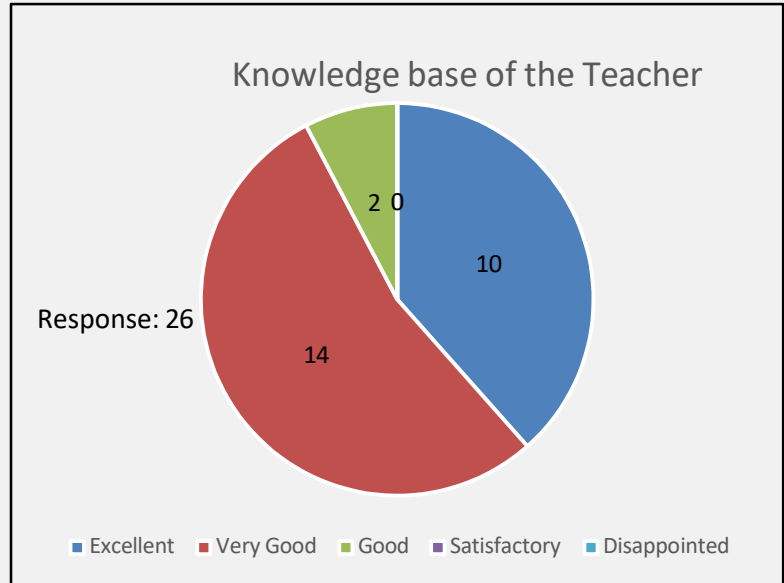
Excellent	10
Very Good	13
Good	1
Satisfactory	2
Disappointed	0
	26



100 % respondents were satisfied with the course coverage and delivery. 92% of the respondents ranked it good and above. 88% placed it at very good and excellent.

3. Knowledge Base:

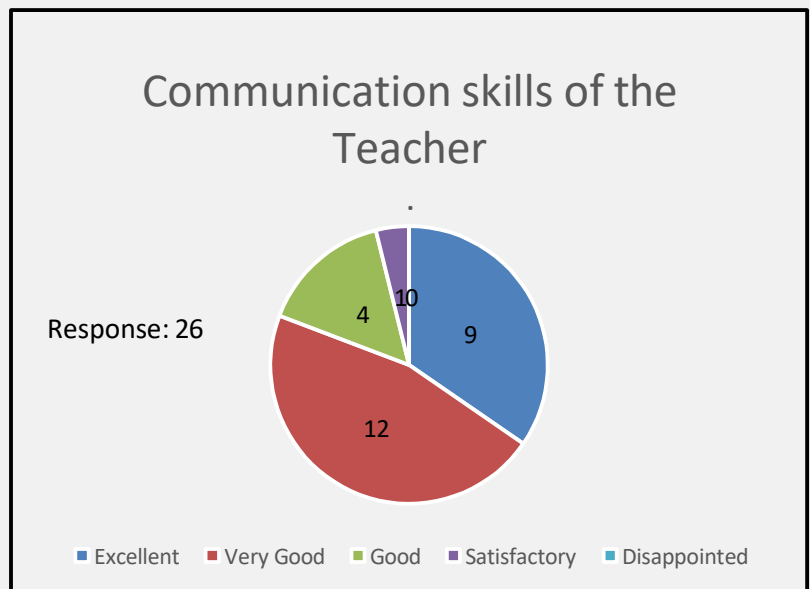
Excellent	10
Very Good	14
Good	2
Satisfactory	0
Disappointed	0
	26



100 % respondents found the knowledge base of the teacher good. 92% of respondents rated it very good

4. Communication Skills:

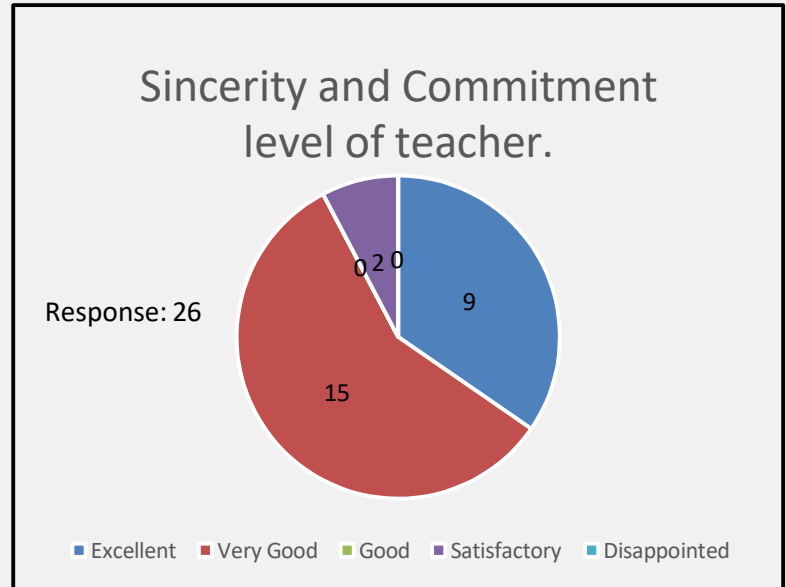
Excellent	9
Very Good	12
Good	4
Satisfactory	1
Disappointed	0
	26



100 % respondents were satisfied with the Communication Skills of the Teacher. 92% of respondents allocated very good and excellent.

5. Sincerity and Commitment level:

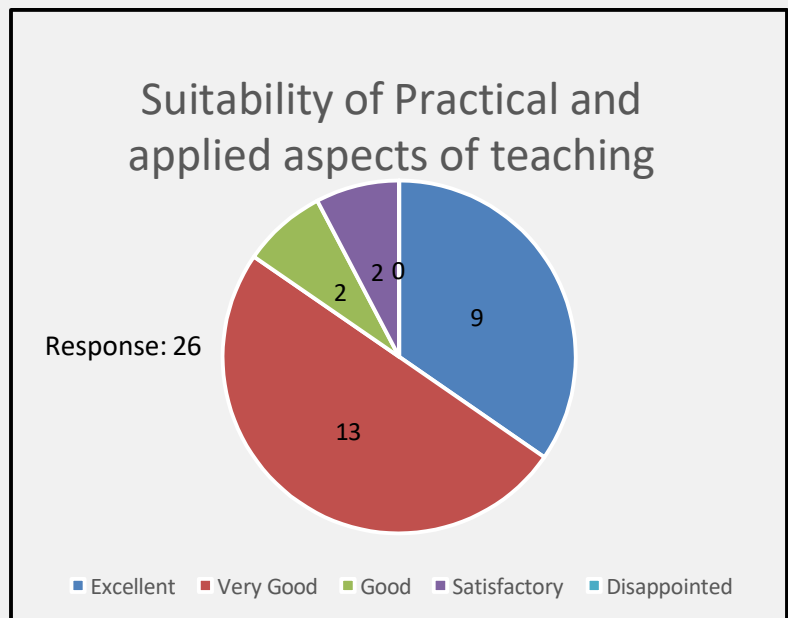
Excellent	9
Very Good	15
Good	0
Satisfactory	2
Disappointed	0
	26



100 % respondents were satisfied with Sincerity and Commitment level of the Teacher. 92% of respondents labeled very good and excellent.

6. Applied Aspects of Teaching:

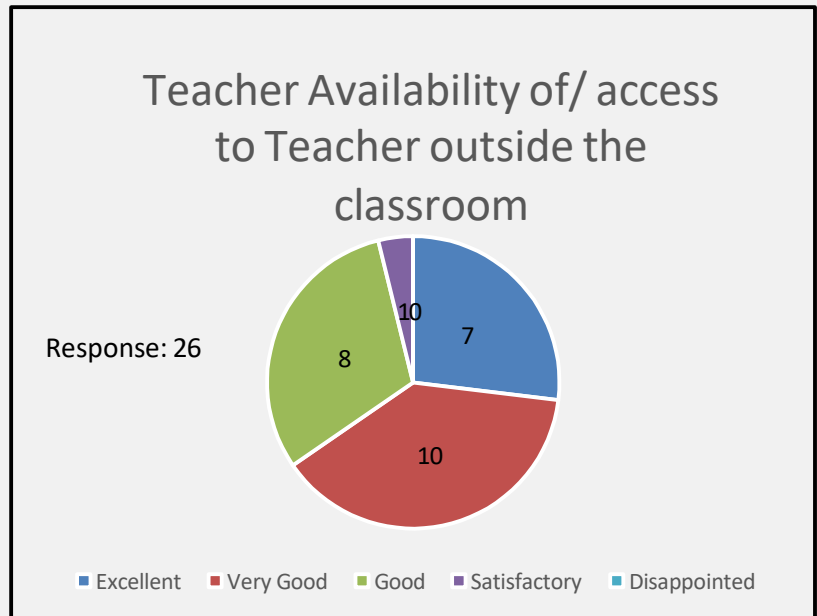
Excellent	9
Very Good	13
Good	2
Satisfactory	2
Disappointed	0
	26



100 % respondents were satisfied with Applied Aspects of Teaching of the Teacher. 92% rated it good and above. 85% of respondents graded it very good and excellent.

7. Off Classroom Accessibility:

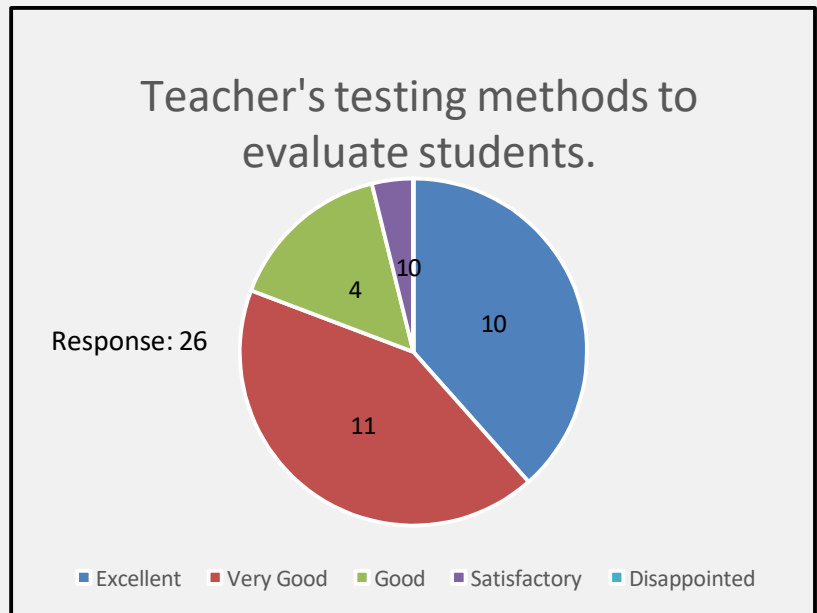
Excellent	7
Very Good	10
Good	8
Satisfactory	1
Disappointed	0
	26



100 % respondents were satisfied with Off Classroom Accessibility of the Teacher. 96% placed it at good and above. 65% of respondents ranked it very good and excellent.

8. Evaluation Methods:

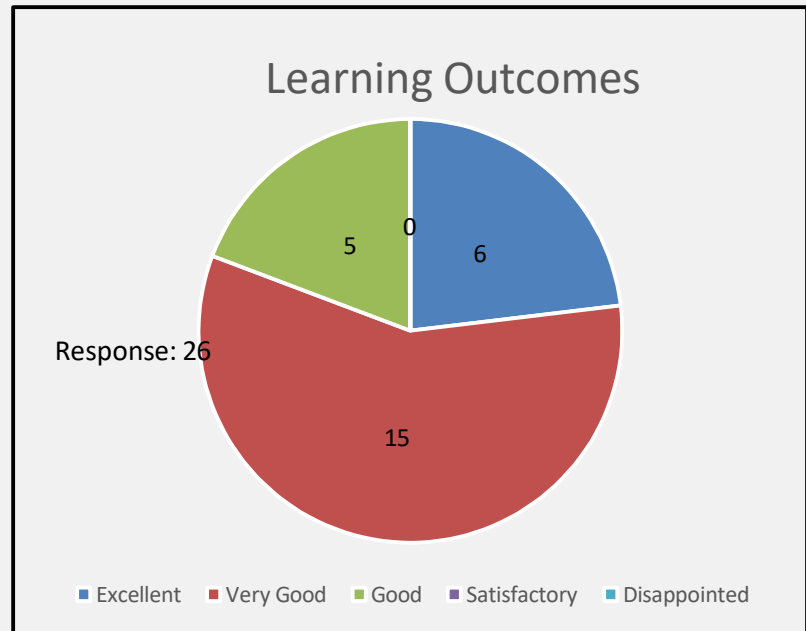
Excellent	10
Very Good	11
Good	4
Satisfactory	1
Disappointed	0
	26



100 % respondents were satisfied with the Evaluation Methods used by of the Teacher. 96% awarded it good and above. 81% of respondents found it very good and excellent.

9. Learning Outcomes:

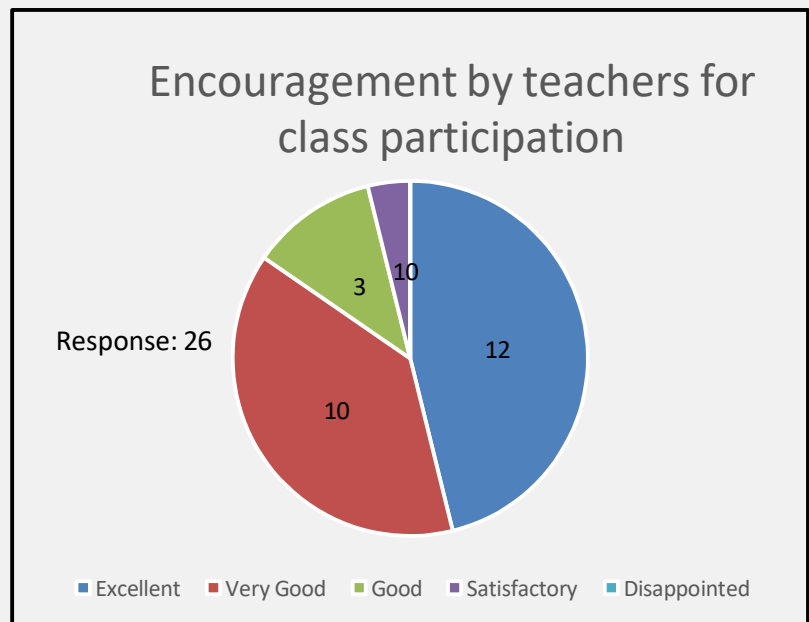
Excellent	6
Very Good	15
Good	5
Satisfactory	0
Disappointed	0
	26



100 % respondents found the Learning Outcomes of the teaching good and 81% classed it very good and excellent.

10. Encouraging Class Participation:

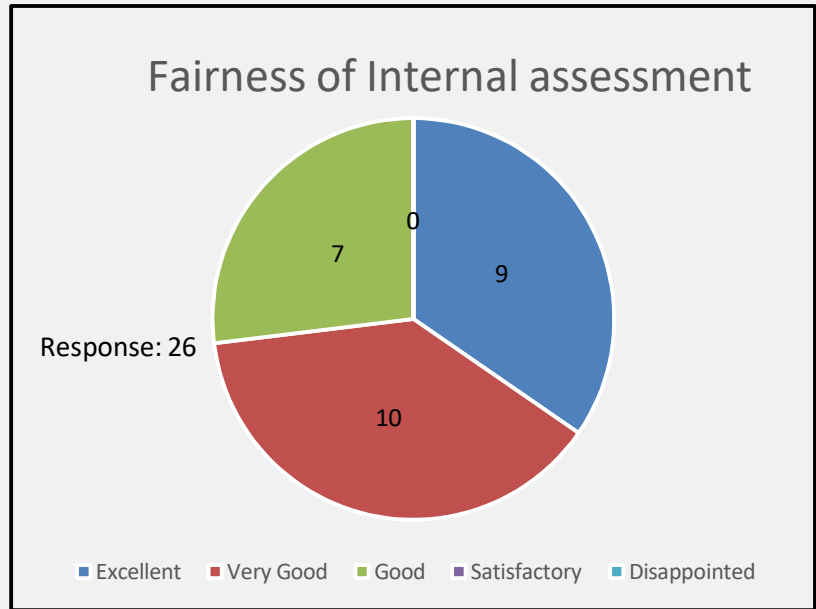
Excellent	12
Very Good	10
Good	3
Satisfactory	1
Disappointed	0
	26



100 % respondents were satisfied with the Encouragement for Class Participation by the Teacher.96% ranked it good and above. 85% of respondents placed it at very good and excellent.

11. Fairness in Internal Assessment:

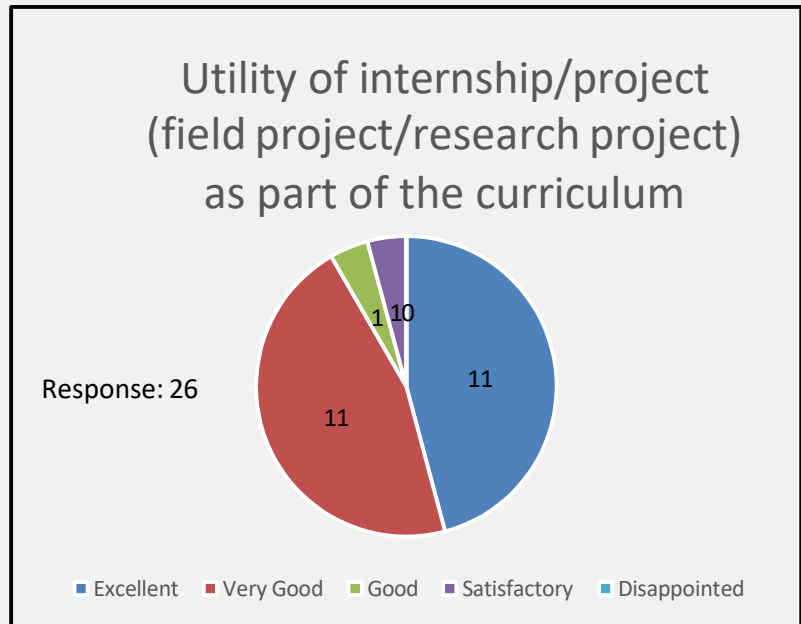
Excellent	9
Very Good	10
Good	7
Satisfactory	0
Disappointed	0
	26



100 % of the students found the teacher good in the Fairness in Internal Assessment. 73% graded very good and excellent.

12. Internship / Project as part of the curriculum:

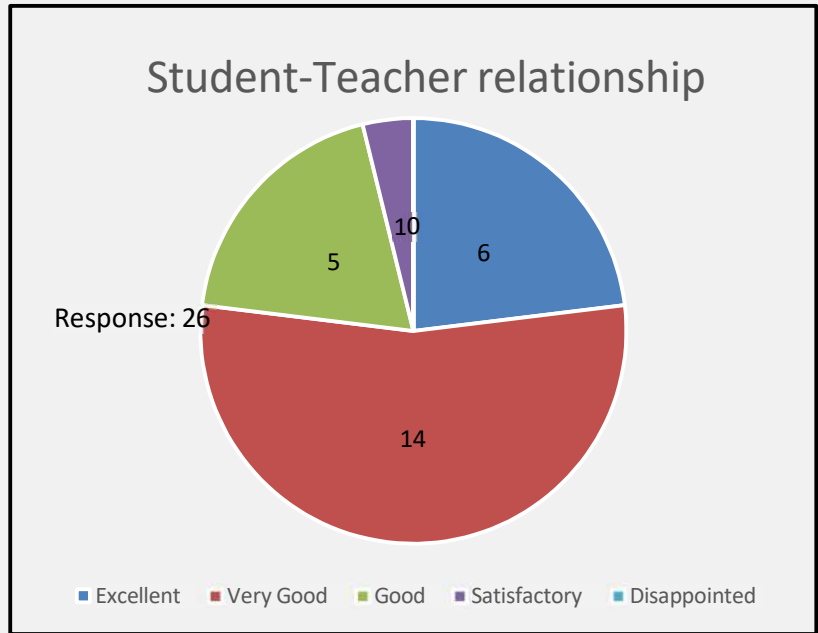
Excellent	11
Very Good	11
Good	1
Satisfactory	1
Disappointed	0
	24



100% respondents were satisfied with the utilization of the internship/ project by the Teacher as part of the curriculum. 96% labeled it good and above. 92% of the respondents allocated very good and excellent.

13. Student Teacher Relationship:

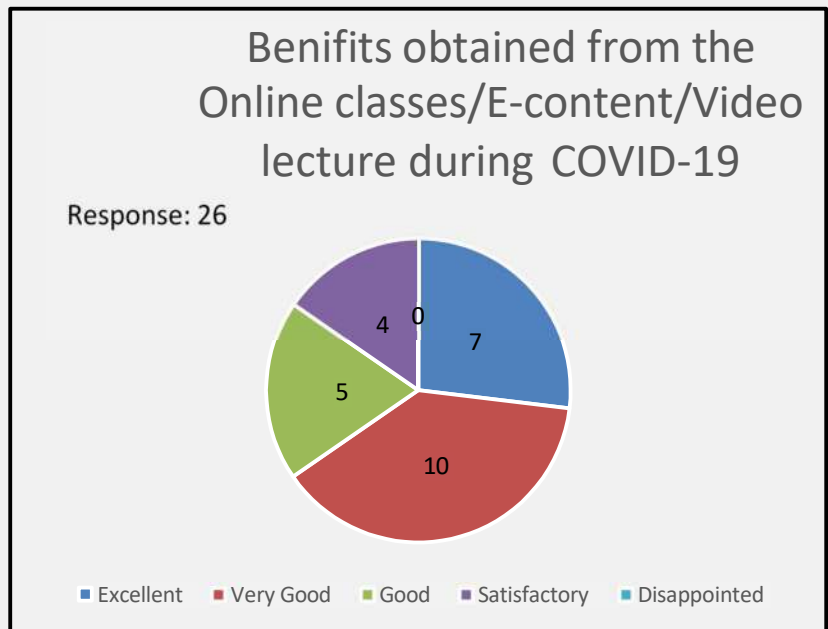
Excellent	6
Very Good	14
Good	5
Satisfactory	1
Disappointed	0
	26



100 % respondents were satisfied with their Relationship with the Teacher .96% found it good and above. 77% of respondents awarded very good and excellent.

14. Beneficiality of the online Lectures and content during Covid-19:

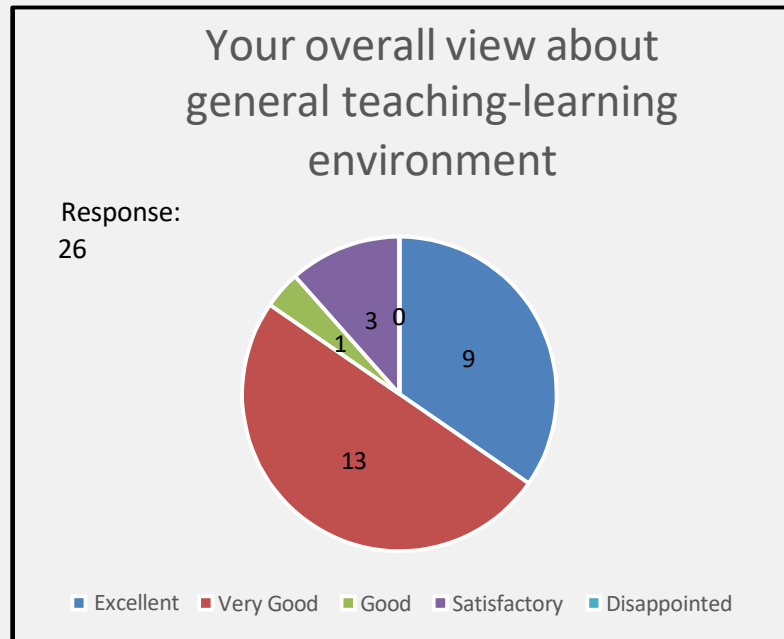
Excellent	7
Very Good	10
Good	5
Satisfactory	4
Disappointed	0
	26



100 % respondents found the online Lectures and content provided by the Teacher during Covid-19 satisfactory.85% ranked it good and above. 65% of respondents awarded very good and excellent.

15. Overall Teaching Learning Environment:

Excellent	9
Very Good	13
Good	1
Satisfactory	3
Disappointed	0
	26



100 % respondents found the Overall Teaching Learning Environment of the Teacher’s class satisfactory.88% ranked it good and above. 85% of respondents awarded very good and excellent.

APPRAISAL: EXCELLENT

100% respondents were satisfied in all the aspects of teaching evaluated. Above 85% of the respondents awarded good in every category assessed. Above 81% of the respondents rated very good and excellent in most of the categories assessed.

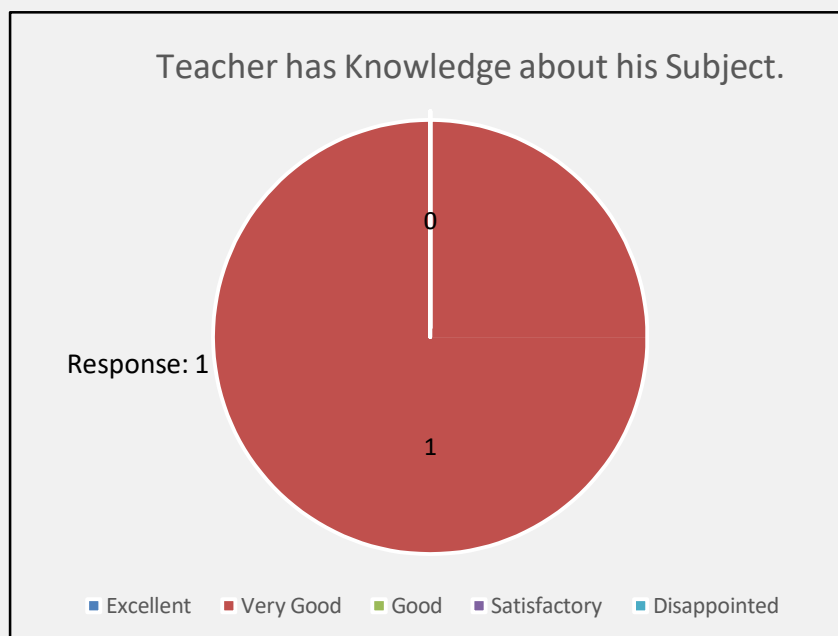
SUGGESTIONS: The Assessee may like to be more accessible to the students outside the classroom. And enhance the E-content.

Department of Self Finance Bio-Tech

Name of Teacher: Dr. Priyanka Dhobal

1. Subject knowledge:

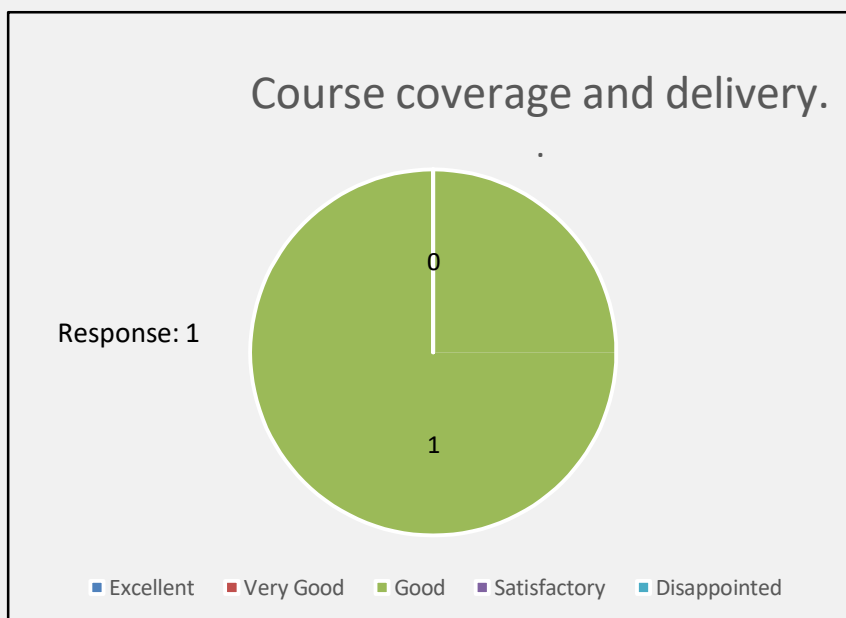
Excellent	0
Very Good	1
Good	0
Satisfactory	0
Disappointed	0
	1



100 % respondents found the Teacher's subject knowledge very good.

2. Course coverage and delivery:

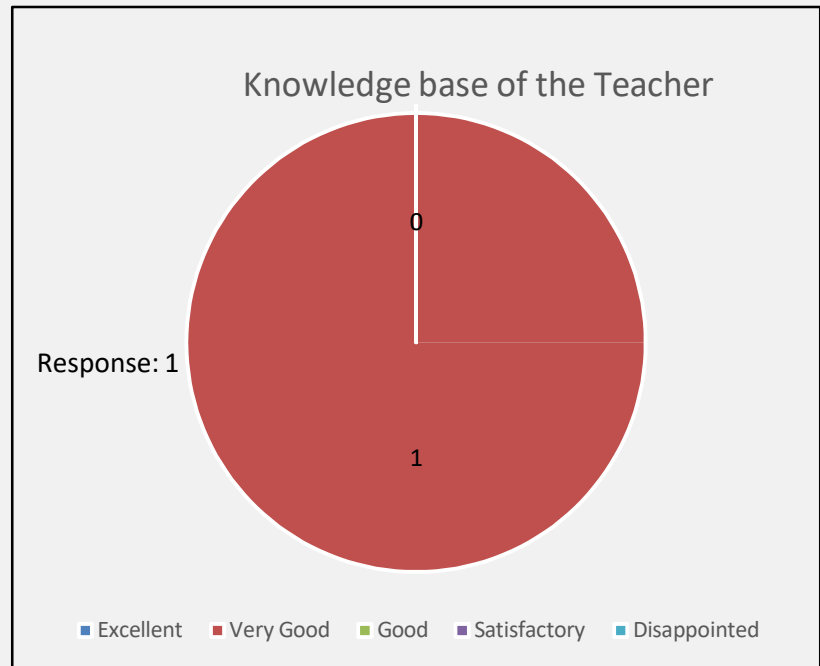
Excellent	0
Very Good	0
Good	1
Satisfactory	0
Disappointed	0
	1



100 % respondents rated the Teacher's Course coverage and delivery good.

3. Knowledge Base:

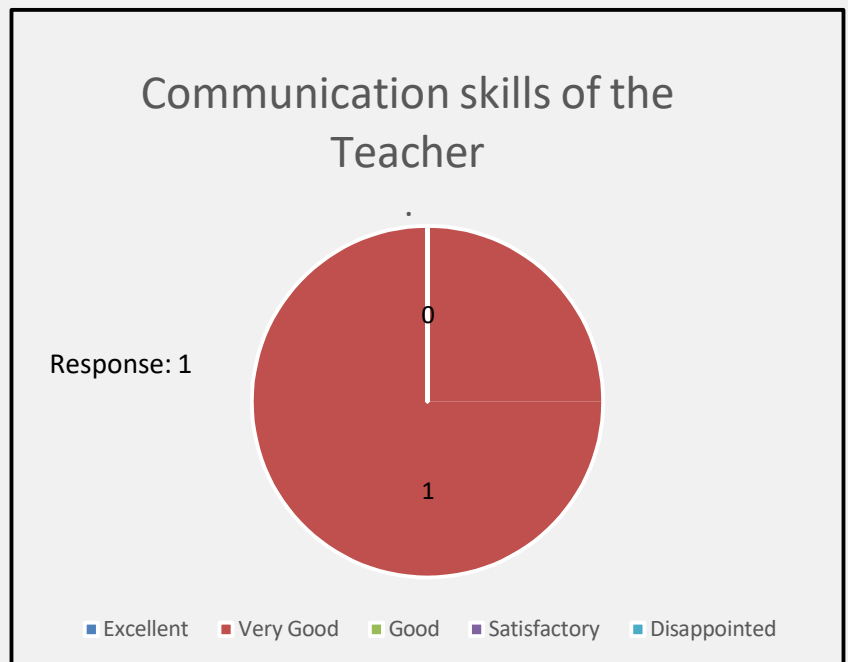
Excellent	0
Very Good	1
Good	0
Satisfactory	0
Disappointed	0
	1



100 % respondents found the Teacher's Knowledge very good.

4. Communication Skills:

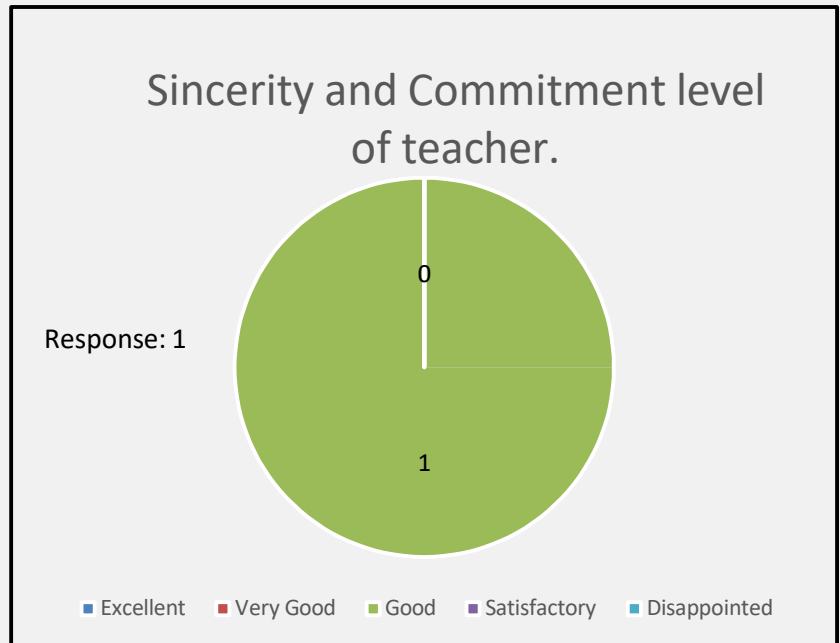
Excellent	0
Very Good	1
Good	0
Satisfactory	0
Disappointed	0
	1



100 % respondents found the Teacher's Communication Skills very good.

5. Sincerity and Commitment level:

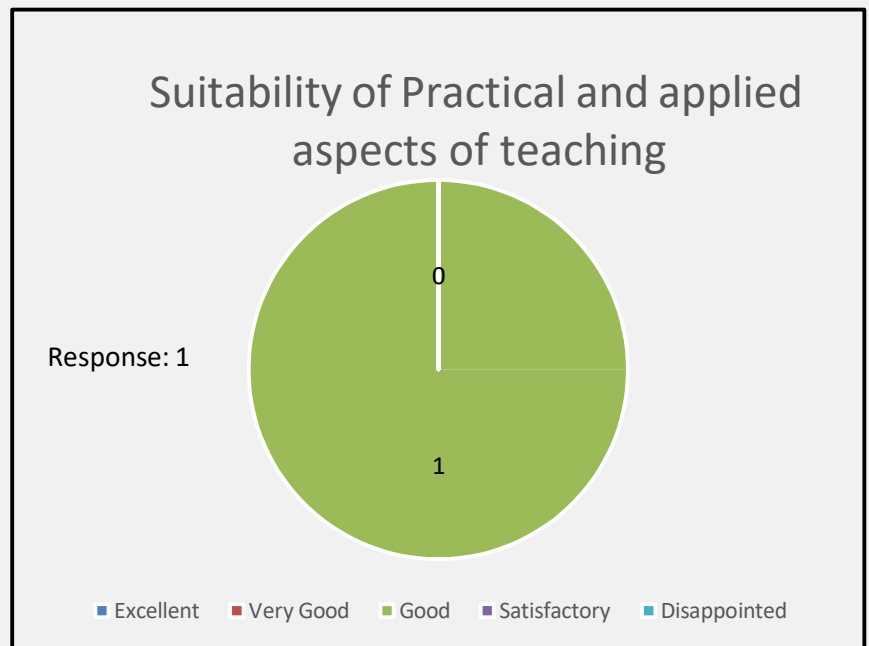
Excellent	0
Very Good	0
Good	1
Satisfactory	0
Disappointed	0
	1



100 % respondents found the Teacher's Sincerity and Commitment level to be good.

6. Applied Aspects of Teaching:

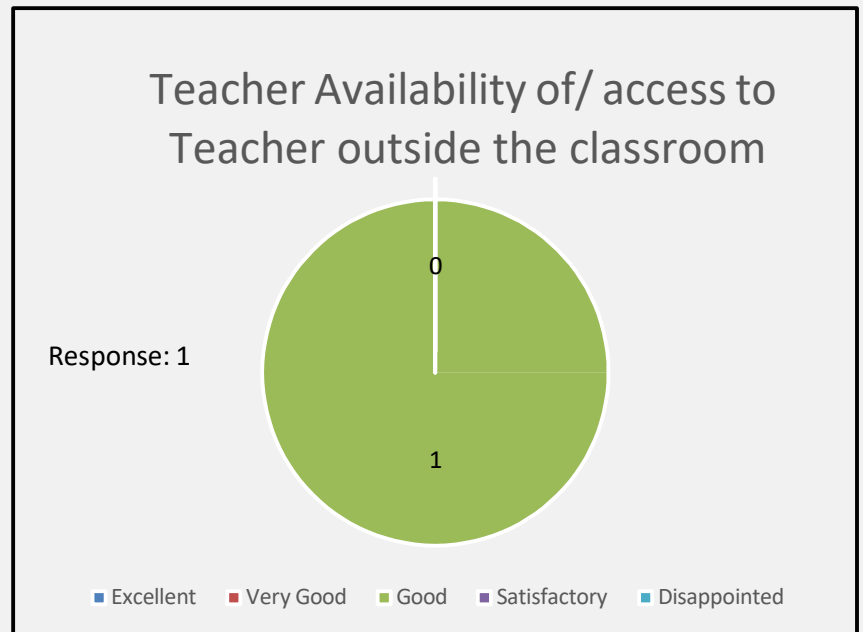
Excellent	0
Very Good	0
Good	1
Satisfactory	0
Disappointed	0
	1



100 % respondents found the Teacher's Applied Aspects of Teaching good.

7. Off Classroom Accessibility:

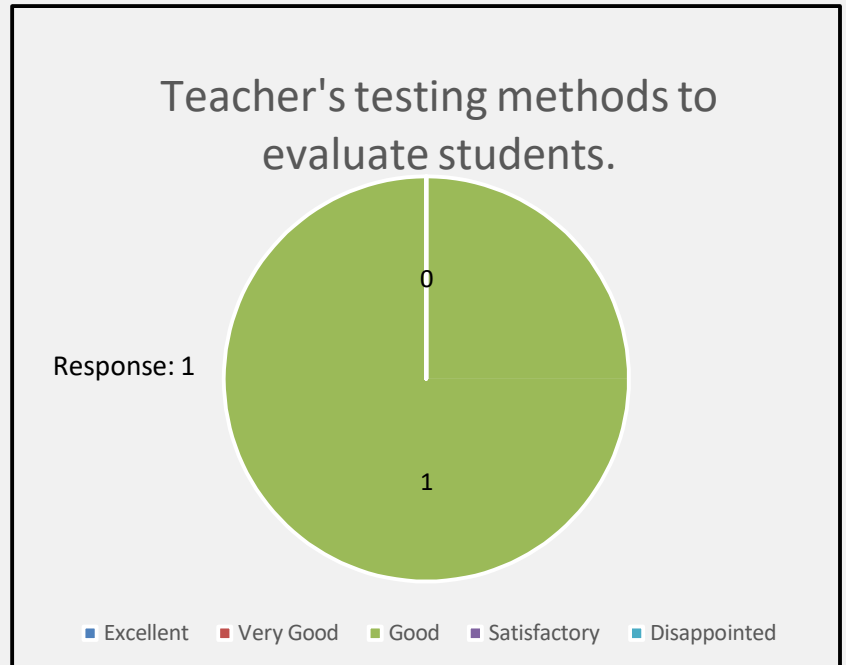
Excellent	0
Very Good	0
Good	1
Satisfactory	0
Disappointed	0
	1



100 % respondents found Off Classroom Accessibility of the Teacher good.

8. Evaluation Methods:

Excellent	0
Very Good	0
Good	1
Satisfactory	0
Disappointed	0
	1



100 % respondents found Evaluation Methods of the Teacher to be good.

9. Learning Outcomes:

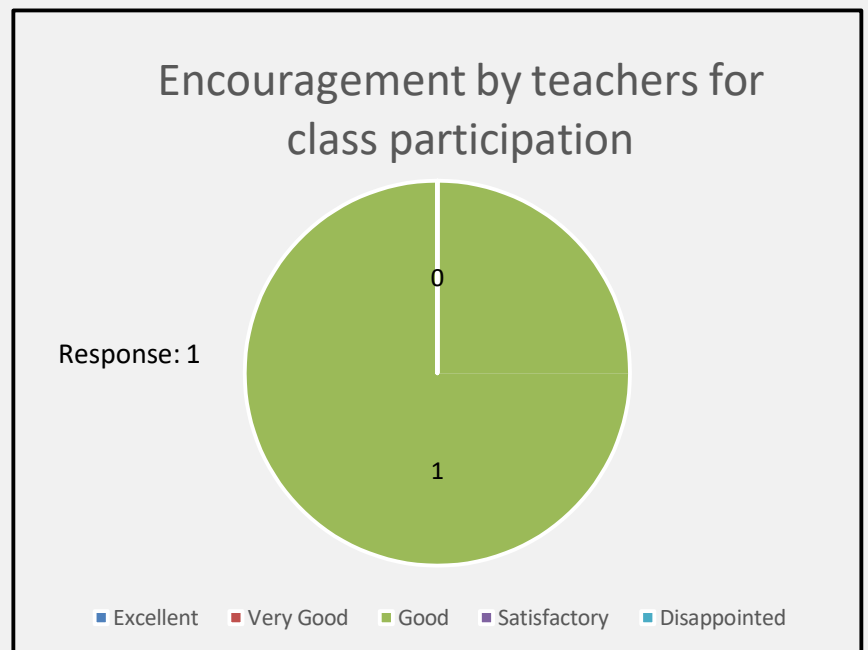
Excellent	0
Very Good	0
Good	1
Satisfactory	0
Disappointed	0
	1



100 % respondents found the Learning Outcomes of the teaching to be good.

10. Encouraging Class Participation:

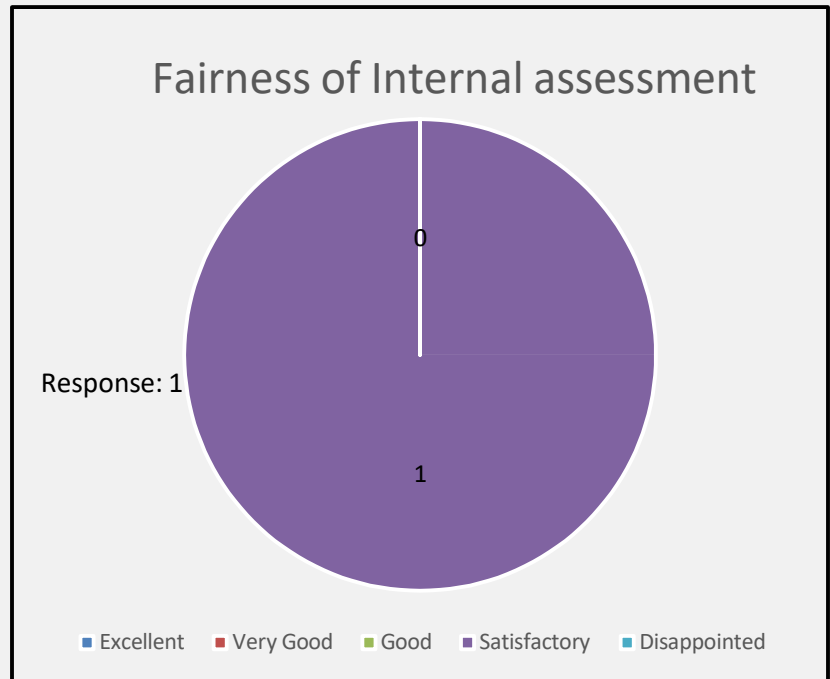
Excellent	0
Very Good	0
Good	1
Satisfactory	0
Disappointed	0
	1



100 % respondents found the encouragement for the Class Participation by the Teacher good.

11. Fairness in Internal Assessment:

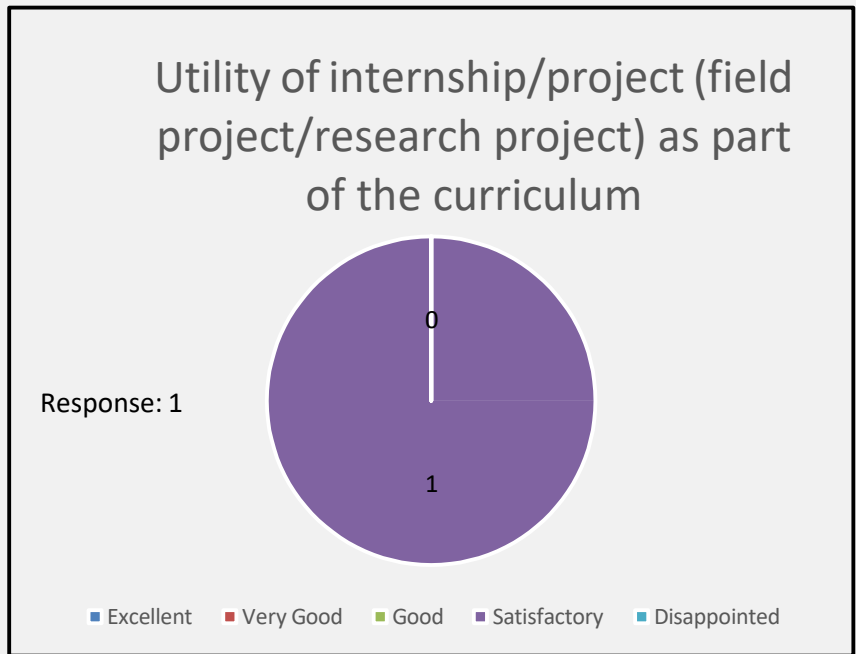
Excellent 0
Very Good 0
Good 0
Satisfactory 1
Disappointed 0
1



100 % of the students found the teacher's Fairness in Internal Assessment satisfactory.

12. Internship / Project as part of the curriculum:

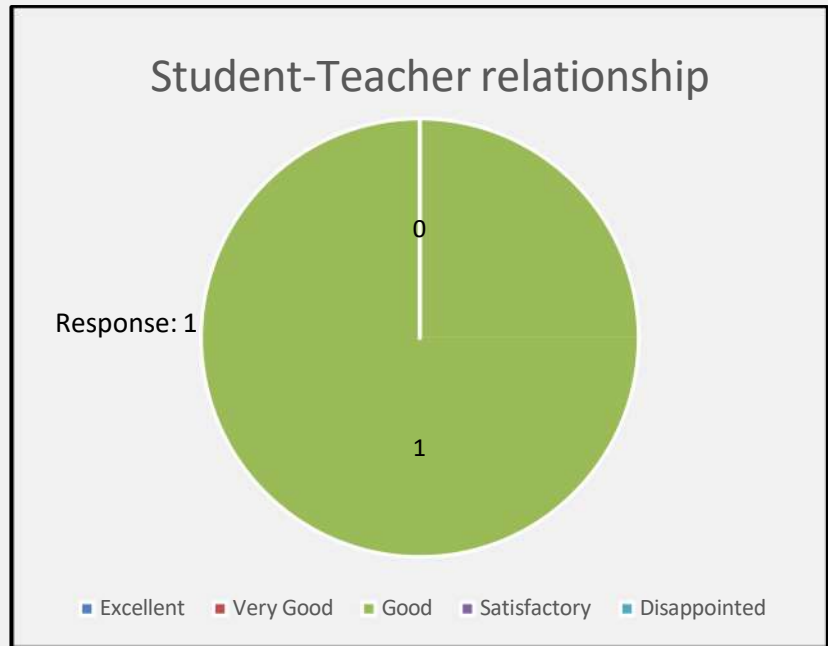
Excellent 0
Very Good 0
Good 0
Satisfactory 1
Disappointed 0
1



100 % respondents labeled the utilization of the internship/project by the teacher as part of the curriculum satisfactory.

13. Student Teacher Relationship:

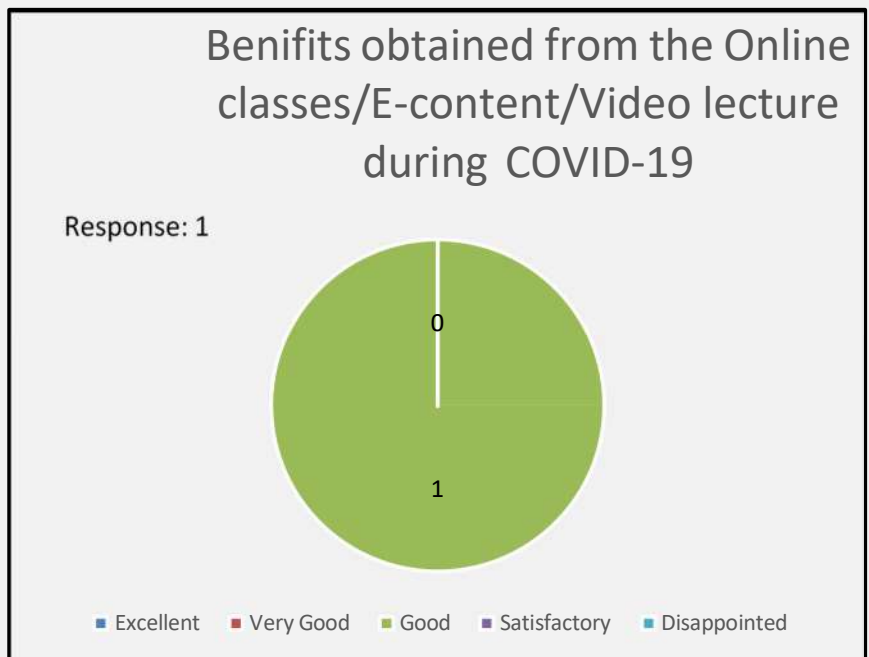
Excellent	0
Very Good	0
Good	1
Satisfactory	0
Disappointed	0
	1



100 % respondents valued their teacher relationship with the teacher good.

14. Beneficiality of the online Lectures and content during Covid-19:

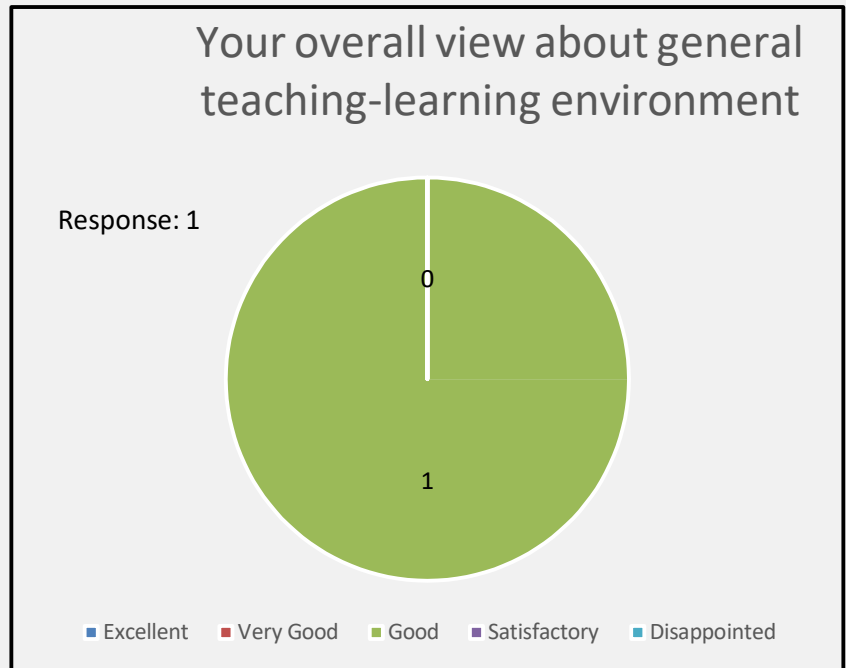
Excellent	0
Very Good	0
Good	1
Satisfactory	0
Disappointed	0
	1



100 % respondents found the online Lectures and content provide by the teacher during Covid-19 good.

15. Overall Teaching Learning Environment:

Excellent	0
Very Good	0
Good	1
Satisfactory	0
Disappointed	0
	1



100 % respondents found Overall Teaching Learning Environment of the Teacher good.67% found it good.

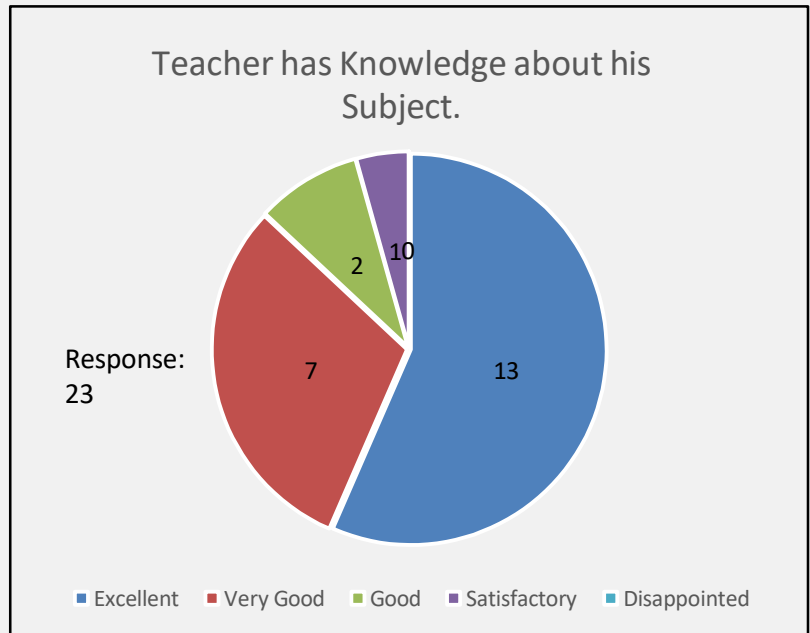
APPRAISAL: sample size too small to be assessed.

Department of Commerce

Name of Teacher: Dr. Priyanka Agarwal

1. Subject knowledge:

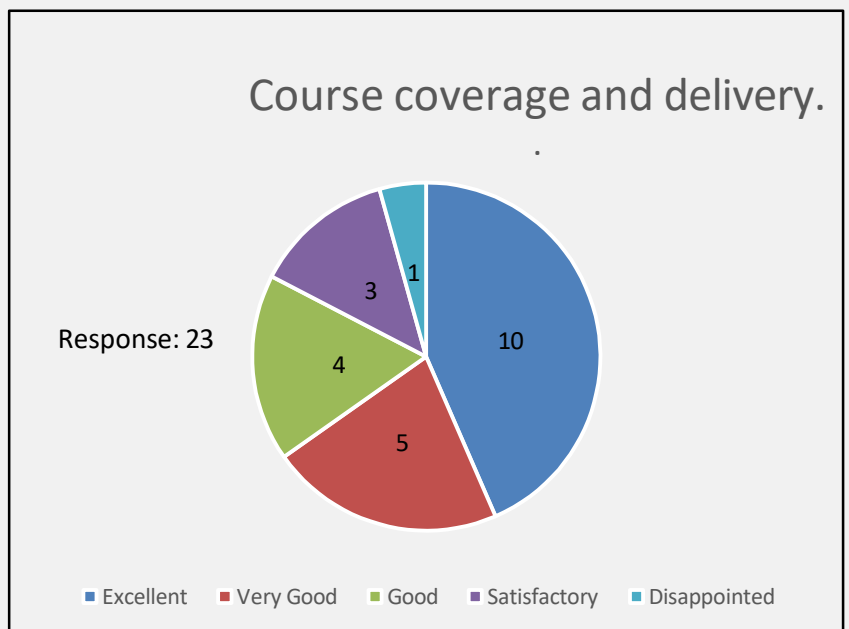
Excellent	13
Very Good	7
Good	2
Satisfactory	1
Disappointed	0
	23



100 % respondents were satisfied with the Teacher’s subject knowledge. 96% of the respondents found it to be good and above. 87% of respondents awarded very good and excellent.

2. Course coverage and delivery:

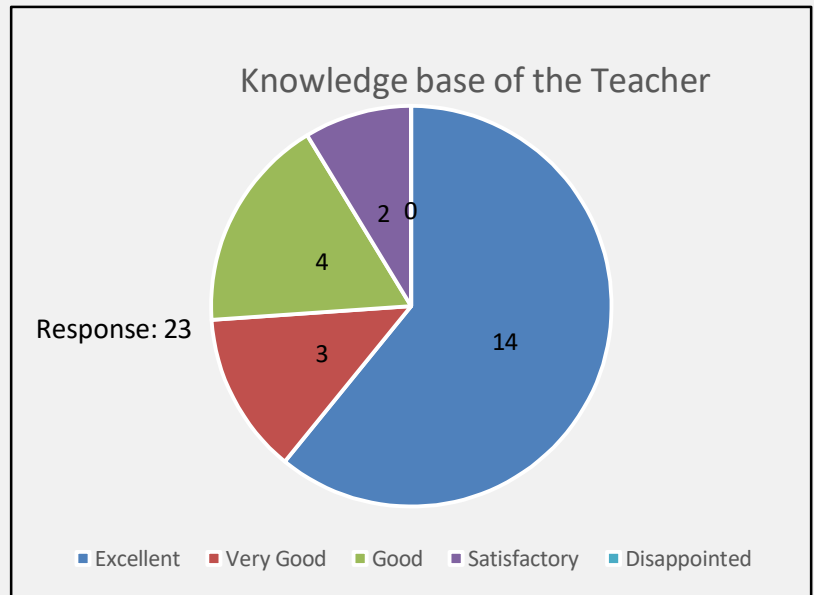
Excellent	10
Very Good	5
Good	4
Satisfactory	3
Disappointed	1
	23



96 % respondents were satisfied with the course coverage and delivery. 83% of the respondents ranked it good and above. 65% placed it at very good and excellent.

3. Knowledge Base:

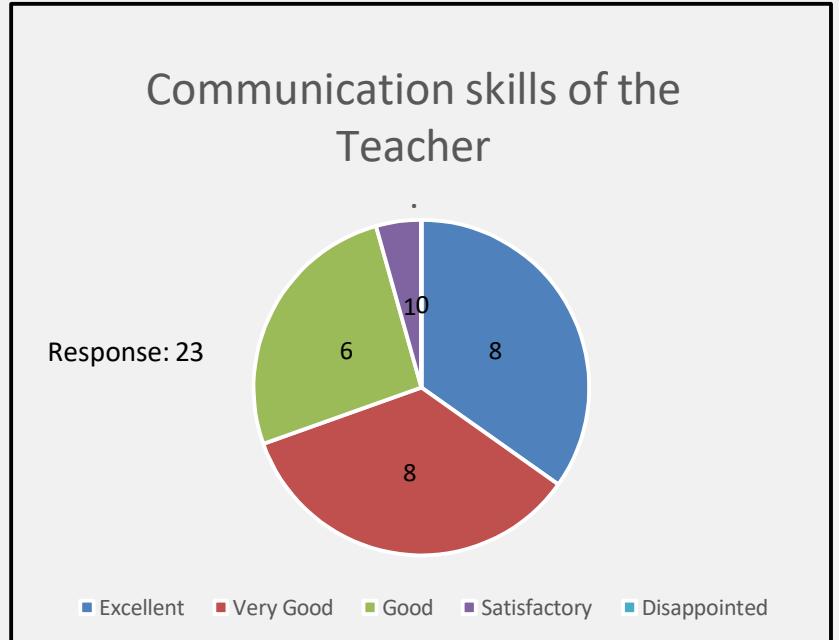
Excellent	14
Very Good	3
Good	4
Satisfactory	2
Disappointed	0
	23



100 % respondents were satisfied with the knowledge base of the Teacher. 91% graded it good and above. 74% of respondents rated it very good and excellent.

4. Communication Skills:

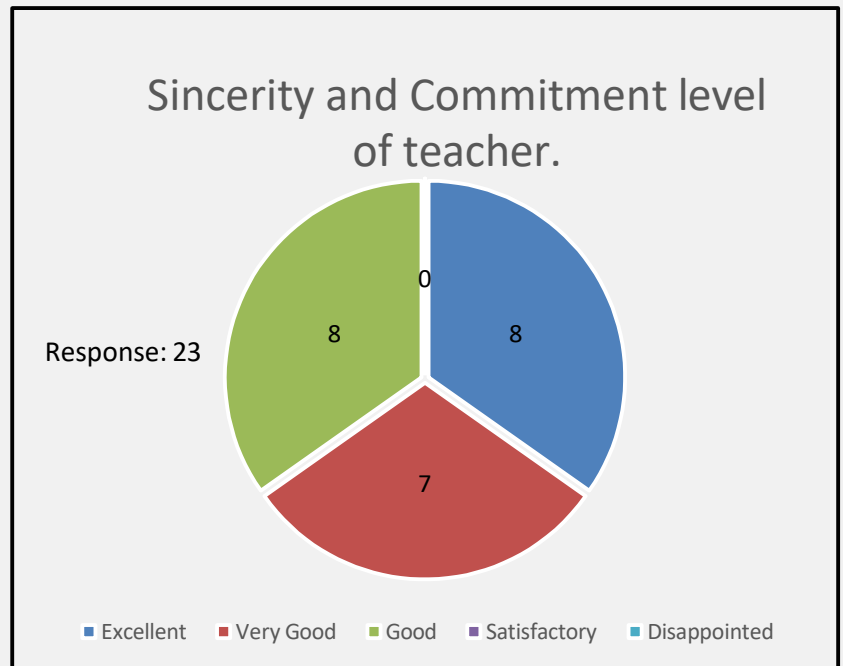
Excellent	8
Very Good	8
Good	6
Satisfactory	1
Disappointed	0
	23



100 % respondents were satisfied with the Communication Skills of the Teacher. 96% labeled it good and above. 70% of respondents allocated very good and excellent.

5. Sincerity and Commitment level:

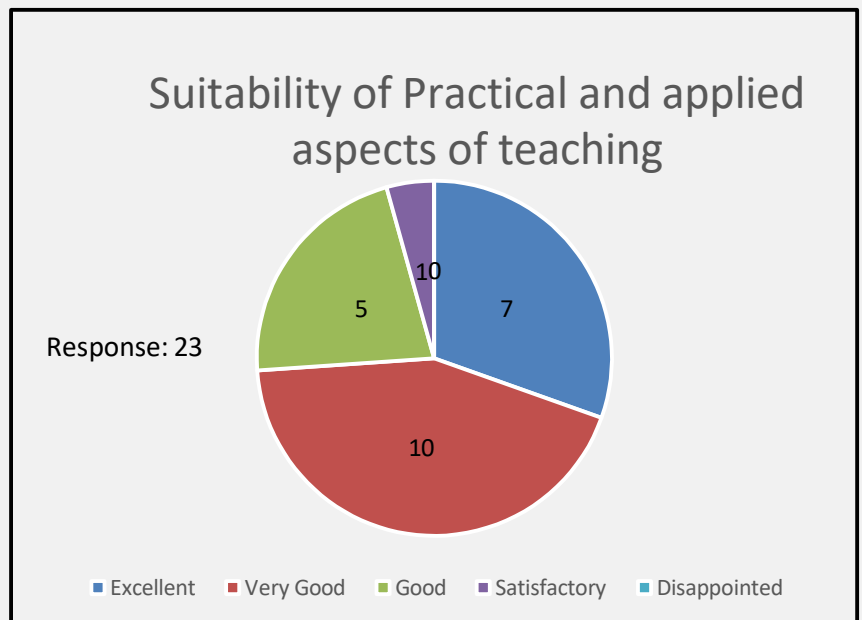
Excellent	8
Very Good	7
Good	8
Satisfactory	0
Disappointed	0
	23



100 % respondents found the Teacher’s Sincerity and Commitment level to be good and 65% found it to be very good and excellent.

6. Applied Aspects of Teaching:

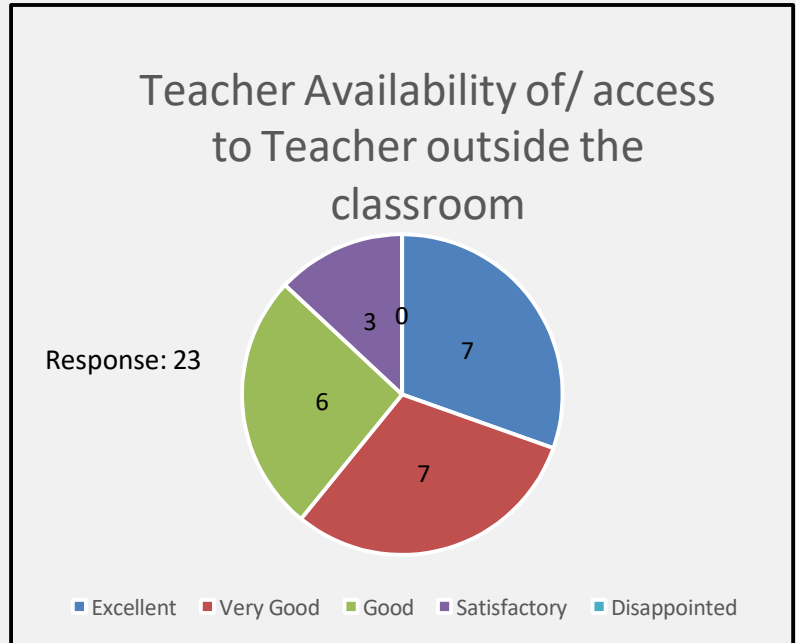
Excellent	7
Very Good	10
Good	5
Satisfactory	1
Disappointed	0
	23



100 % respondents were satisfied with Applied Aspects of Teaching of the Teacher. 96% rated it good and above. 74% of respondents graded it very good and excellent.

7. Off Classroom Accessibility:

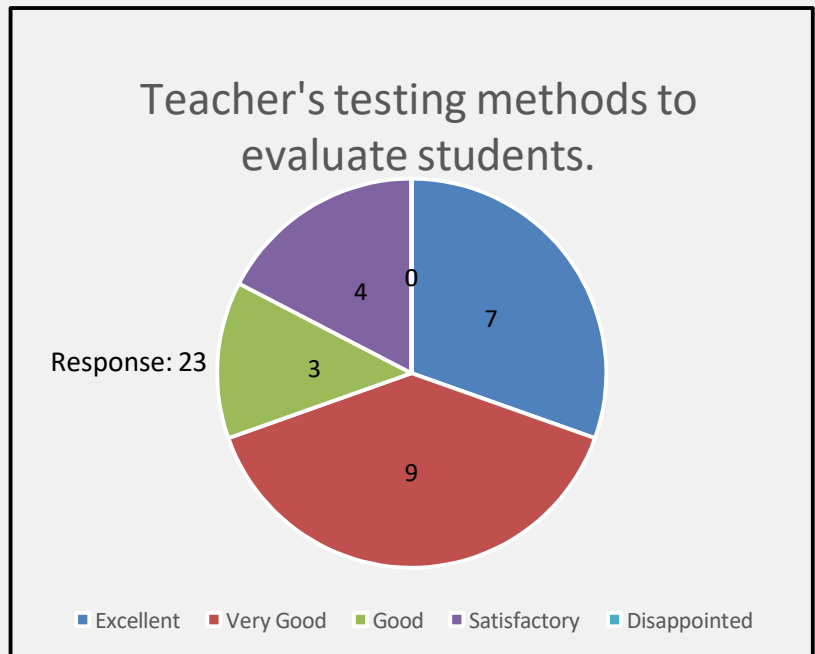
Excellent	7
Very Good	7
Good	6
Satisfactory	3
Disappointed	0
	23



100 % respondents were satisfied with Off Classroom Accessibility of the Teacher. 87% placed it at good and above. 61% of respondents ranked it very good and excellent.

8. Evaluation Methods:

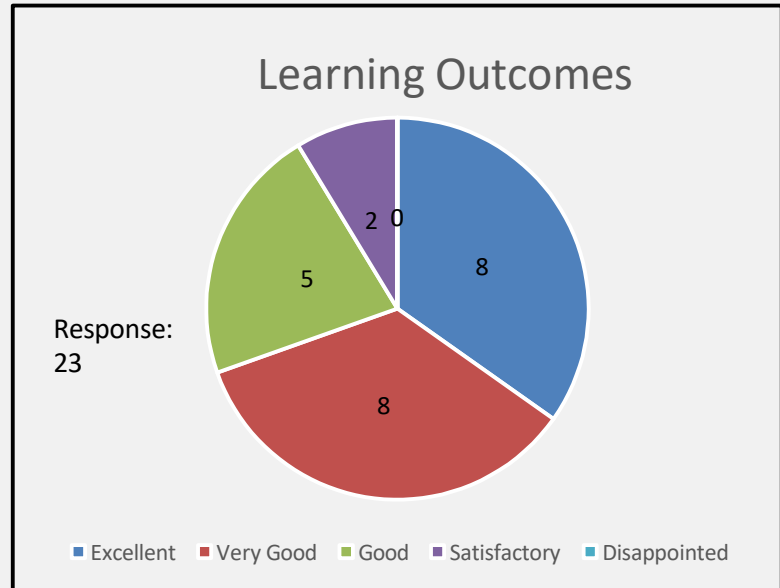
Excellent	7
Very Good	9
Good	3
Satisfactory	4
Disappointed	0
	23



100 % respondents were satisfied with the Evaluation Methods used by of the Teacher. 83% awarded it good and above. 70% of respondents found it very good and excellent.

9. Learning Outcomes:

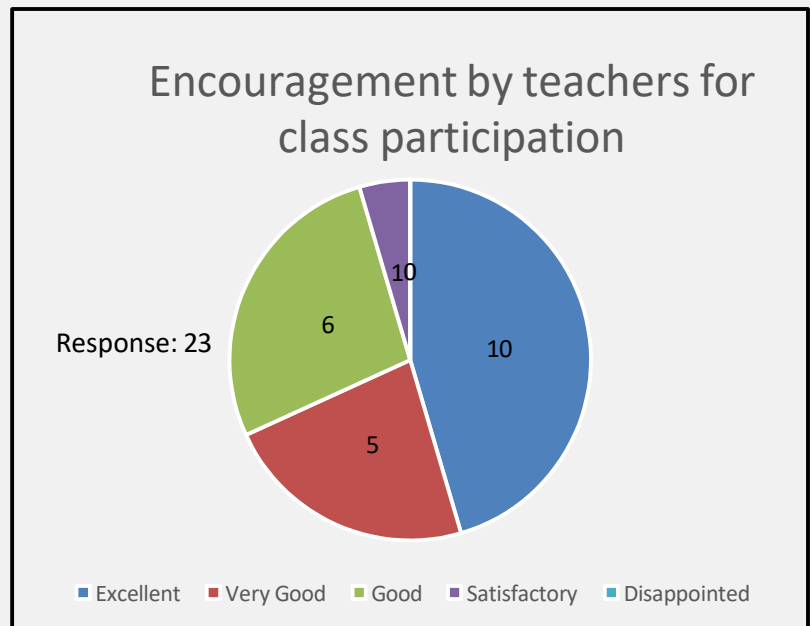
Excellent	8
Very Good	8
Good	5
Satisfactory	2
Disappointed	0
	23



100 % respondents were satisfied with the Learning Outcomes of the teaching by the Teacher.91% found it good and above. 70% of respondents awarded it very good and excellent.

10. Encouraging Class Participation:

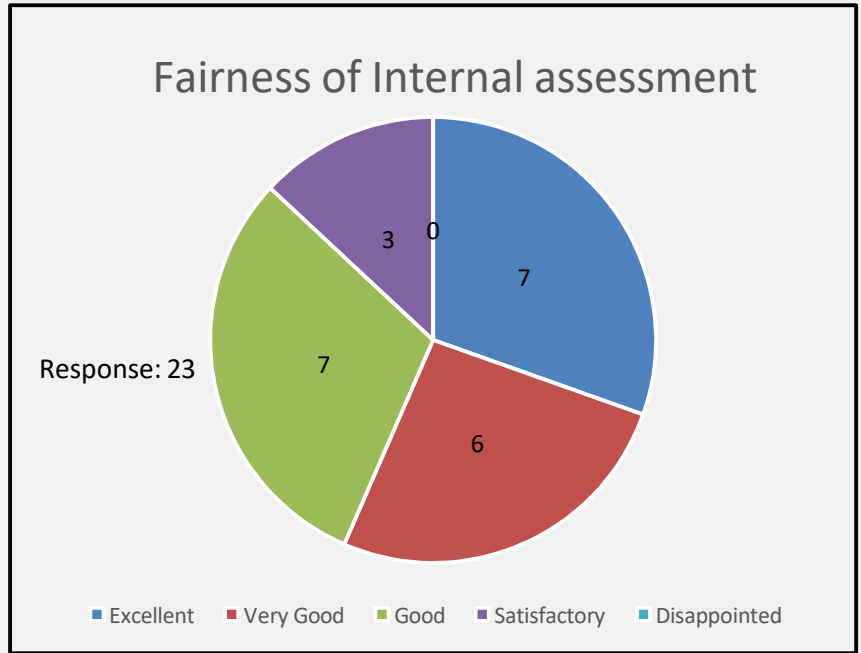
Excellent	10
Very Good	5
Good	6
Satisfactory	1
Disappointed	0
	22



100 % respondents were satisfied with the Encouragement for Class Participation by the Teacher.95% ranked it good and above. 68% of respondents placed it at very good and excellent.

11. Fairness in Internal Assessment:

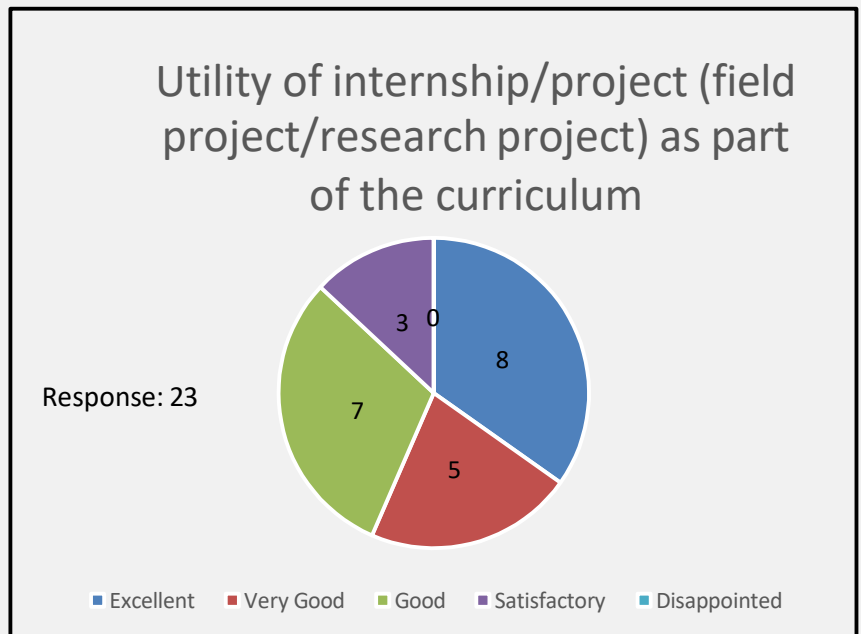
Excellent	7
Very Good	6
Good	7
Satisfactory	3
Disappointed	0
	23



100 % respondents were satisfied with the Fairness in Internal Assessment .87% graded it good and above. 57% of respondents rated it very good and excellent.

12. Internship / Project as part of the curriculum:

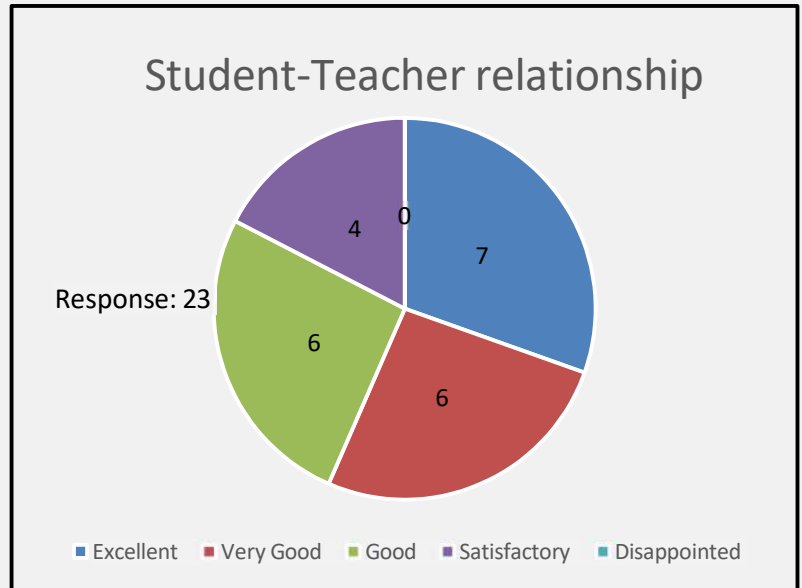
Excellent	8
Very Good	5
Good	7
Satisfactory	3
Disappointed	0
	23



100% respondents were satisfied with the utilization of the internship/project by the Teacher as part of the curriculum. 87% labeled it good and above. 57% of the respondents allocated very good and excellent.

13. Student Teacher Relationship:

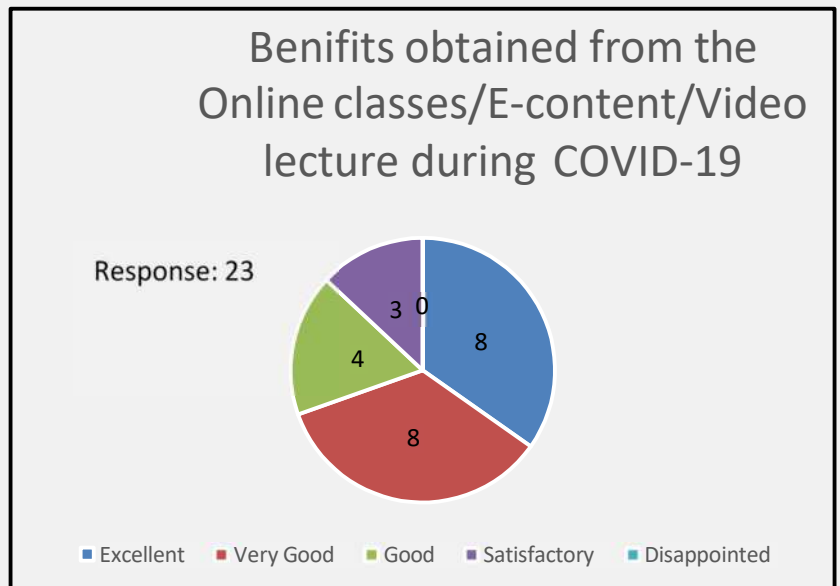
Excellent	7
Very Good	6
Good	6
Satisfactory	4
Disappointed	0
	23



100 % respondents were satisfied with their Relationship with the Teacher .83% found it good and above. 57% of respondents awarded very good and excellent.

14. Beneficiality of the online Lectures and content during Covid-19:

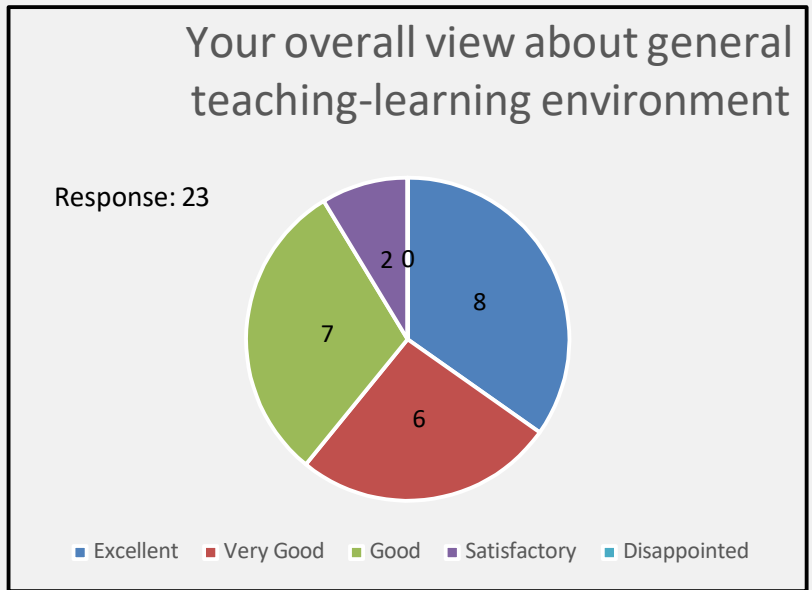
Excellent	8
Very Good	8
Good	4
Satisfactory	3
Disappointed	0
	23



100 % respondents found the online Lectures and content provided by the Teacher during Covid-19 satisfactory.87% ranked it good and above. 70% of respondents awarded very good and excellent.

15. Overall Teaching Learning Environment:

Excellent	8
Very Good	6
Good	7
Satisfactory	2
Disappointed	0
	23



100 % respondents found the Overall Teaching Learning Environment of the Teacher's class satisfactory.91% ranked it good and above. 61% of respondents awarded very good and excellent.

APPRAISAL: very good

Almost 100% respondents were satisfied in all the aspects of teaching evaluated. More than 83% of the respondents awarded good in every category assessed. Above 61 % of the respondent rated very good and excellent in most of the categories assessed.

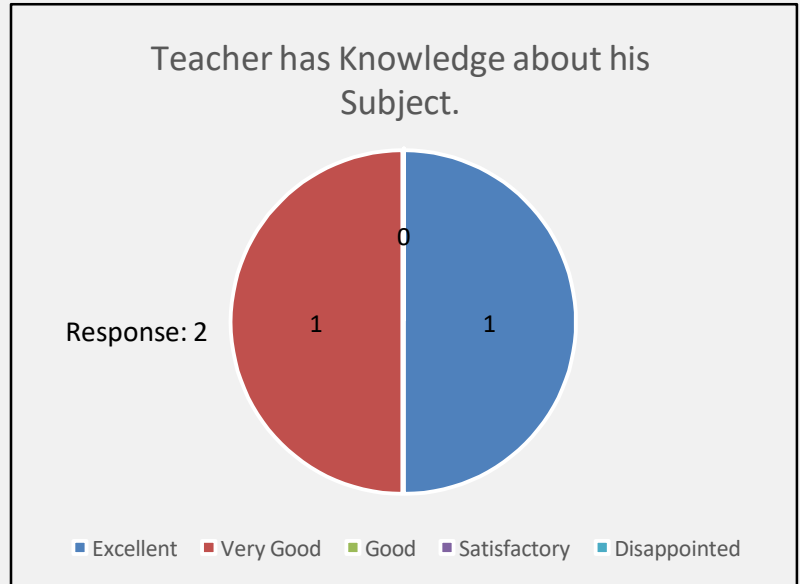
SUGGESTIONS: The Assessee can improve his relationship with the students and further utilize internship/project as part of the curriculum.

Department of Sanskrit

Name of Teacher: Dr. Priyam Agarwal

1. Subject knowledge:

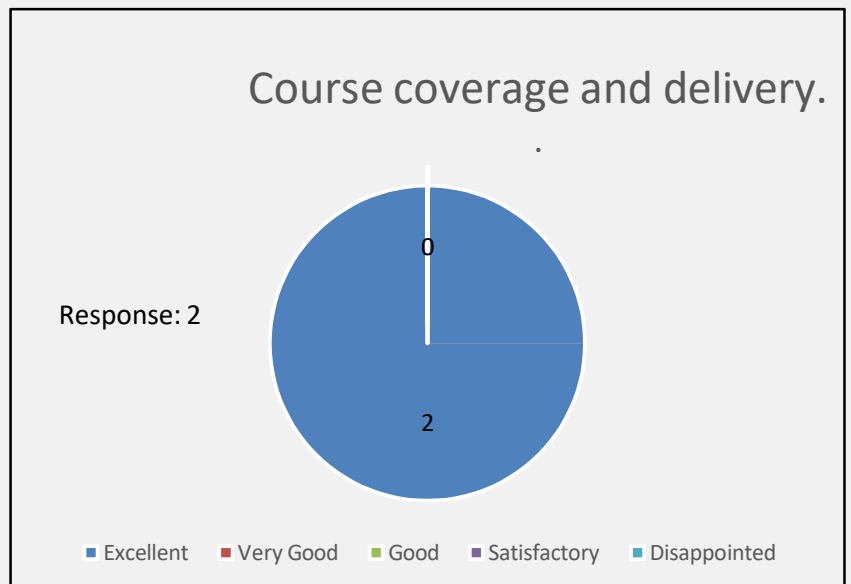
Excellent	1
Very Good	1
Good	0
Satisfactory	0
Disappointed	0
	2



100 % respondents found the Teacher’s subject knowledge very good and 50% rated it excellent.

2. Course coverage and delivery:

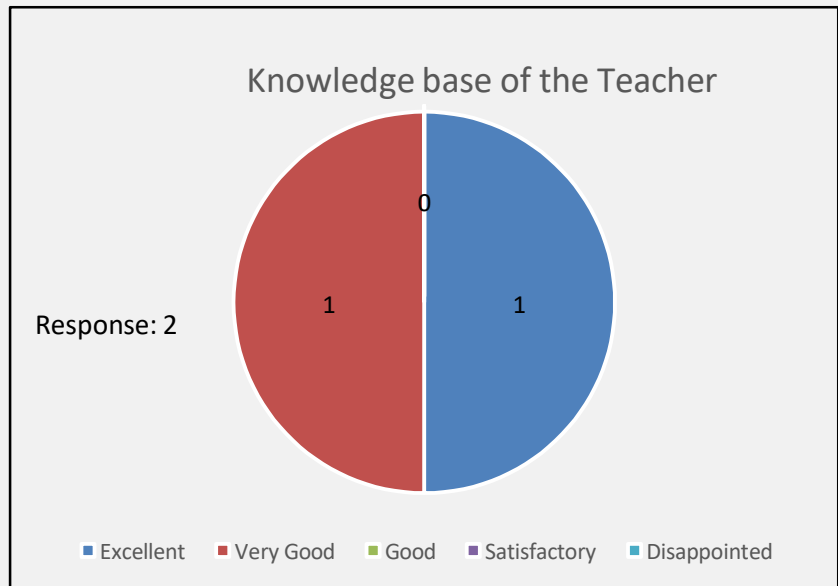
Excellent	2
Very Good	0
Good	0
Satisfactory	0
Disappointed	0
	2



100 % respondents rated the Teacher’s Course coverage and delivery excellent.

3. Knowledge Base:

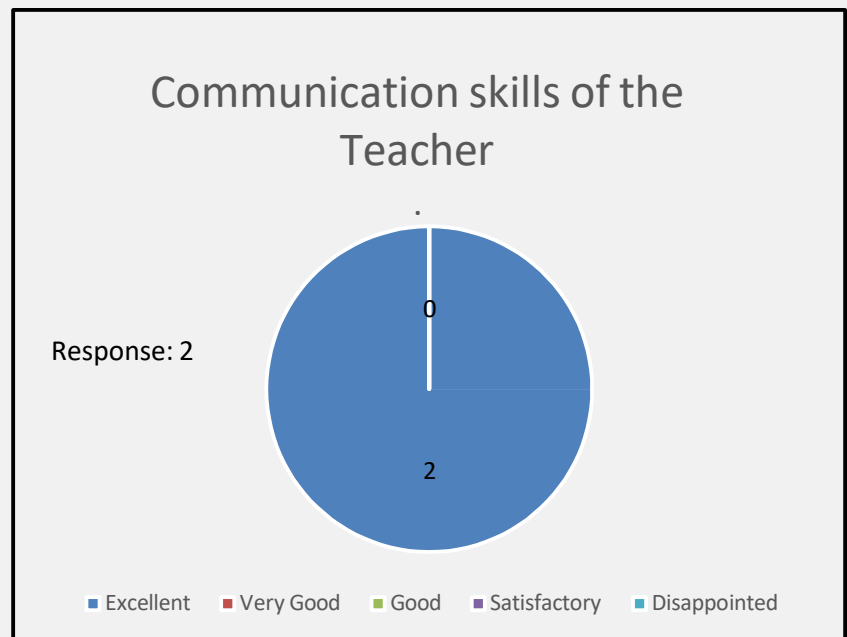
Excellent	1
Very Good	1
Good	0
Satisfactory	0
Disappointed	0
	2



100 % respondents found the Teacher's Knowledge very good and 50% awarded excellent.

4. Communication Skills:

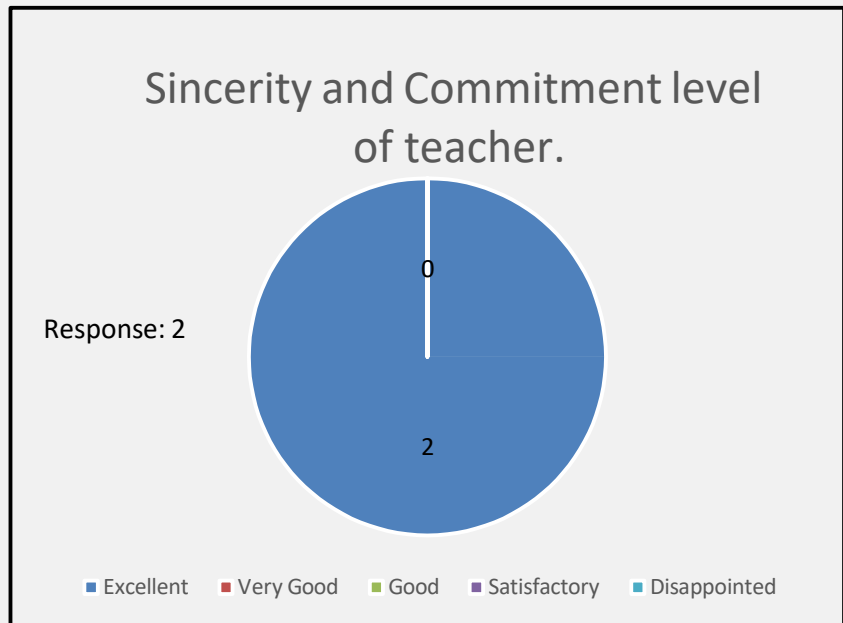
Excellent	2
Very Good	0
Good	0
Satisfactory	0
Disappointed	0
	2



100 % respondents found the Teacher's Communication Skills excellent.

5. Sincerity and Commitment level:

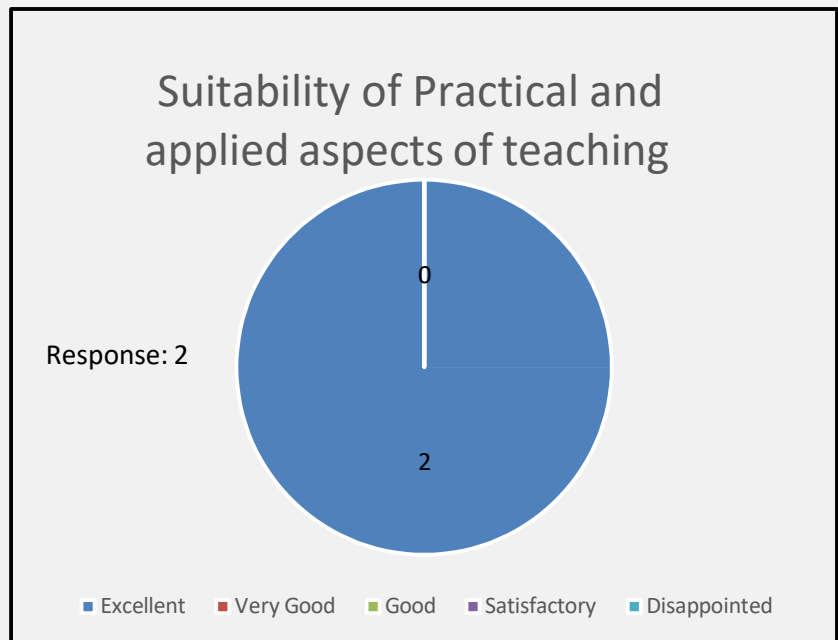
Excellent	2
Very Good	0
Good	0
Satisfactory	0
Disappointed	0
	2



100 % respondents found the Teacher's Sincerity and Commitment level to be excellent.

6. Applied Aspects of Teaching:

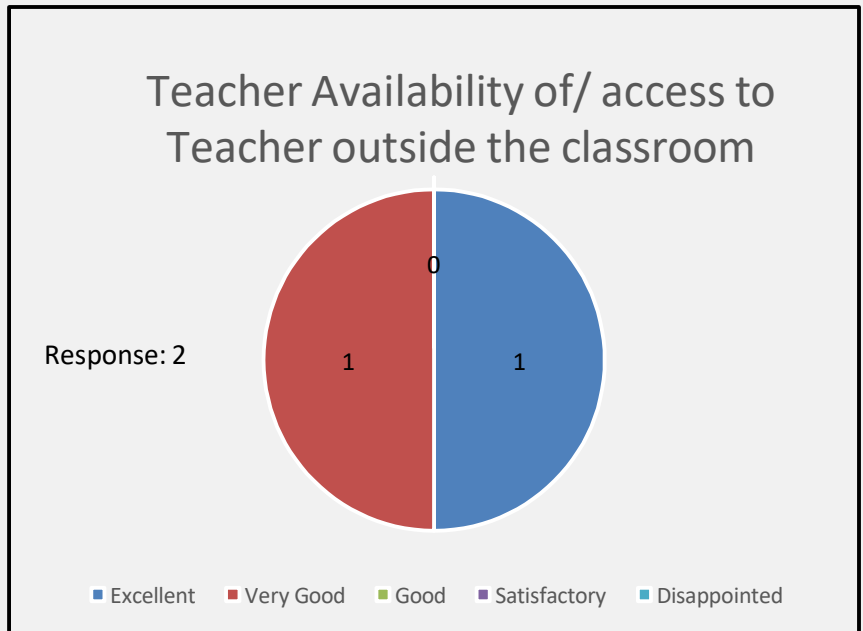
Excellent	2
Very Good	0
Good	0
Satisfactory	0
Disappointed	0
	2



100 % respondents found the Teacher's Applied Aspects of Teaching excellent.

7. Off Classroom Accessibility:

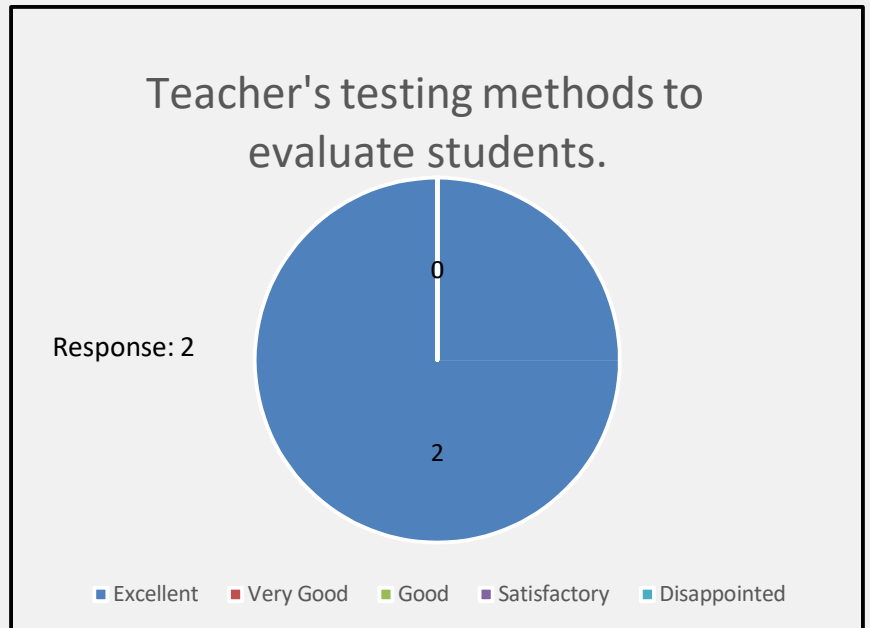
Excellent	1
Very Good	1
Good	0
Satisfactory	0
Disappointed	0
	2



100 % respondents found Off Classroom Accessibility of the Teacher very good and 50% graded it excellent.

8. Evaluation Methods:

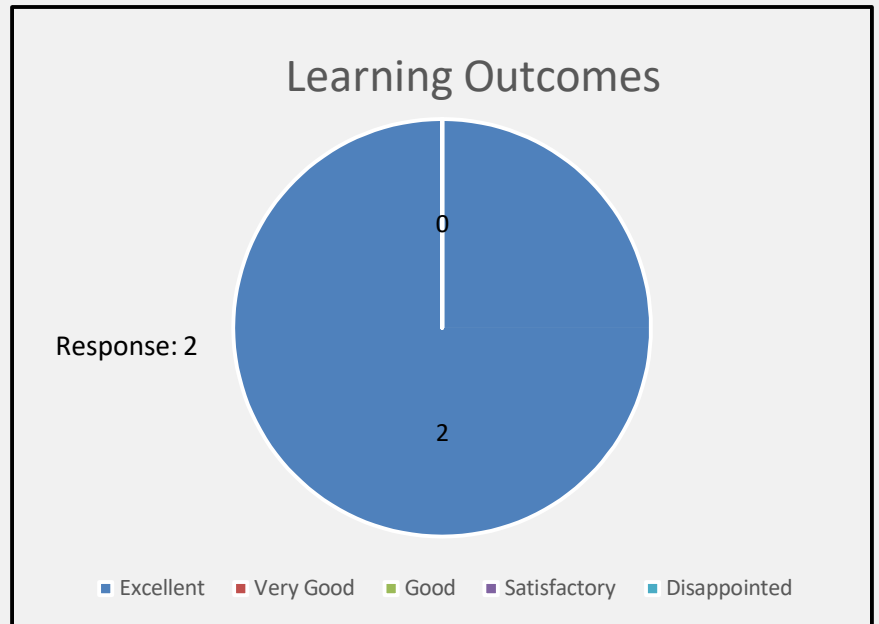
Excellent	2
Very Good	0
Good	0
Satisfactory	0
Disappointed	0
	2



100 % respondents found Evaluation Methods of the Teacher excellent.

9. Learning Outcomes:

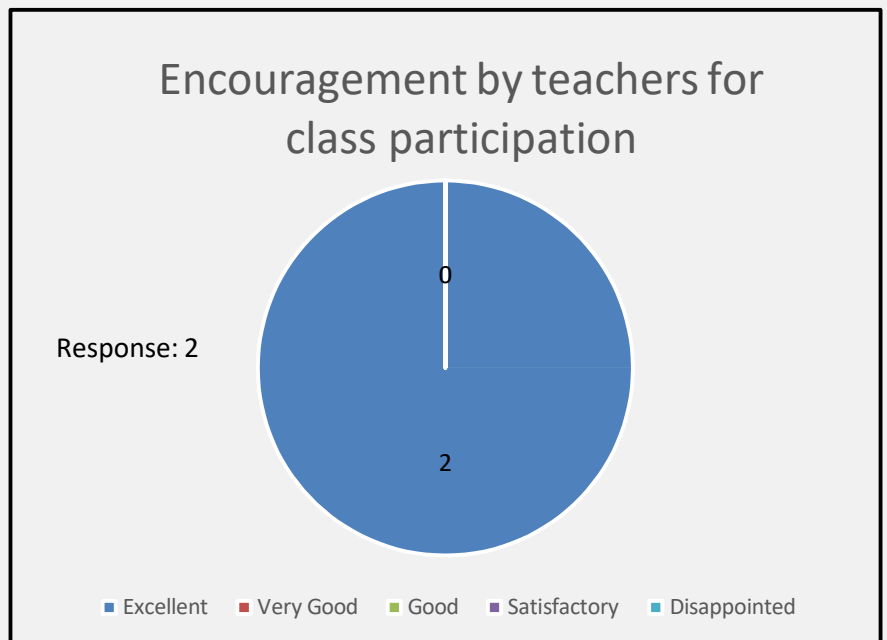
Excellent	2
Very Good	0
Good	0
Satisfactory	0
Disappointed	0
	2



100 % respondents found the Learning Outcomes of the teaching excellent.

10. Encouraging Class Participation:

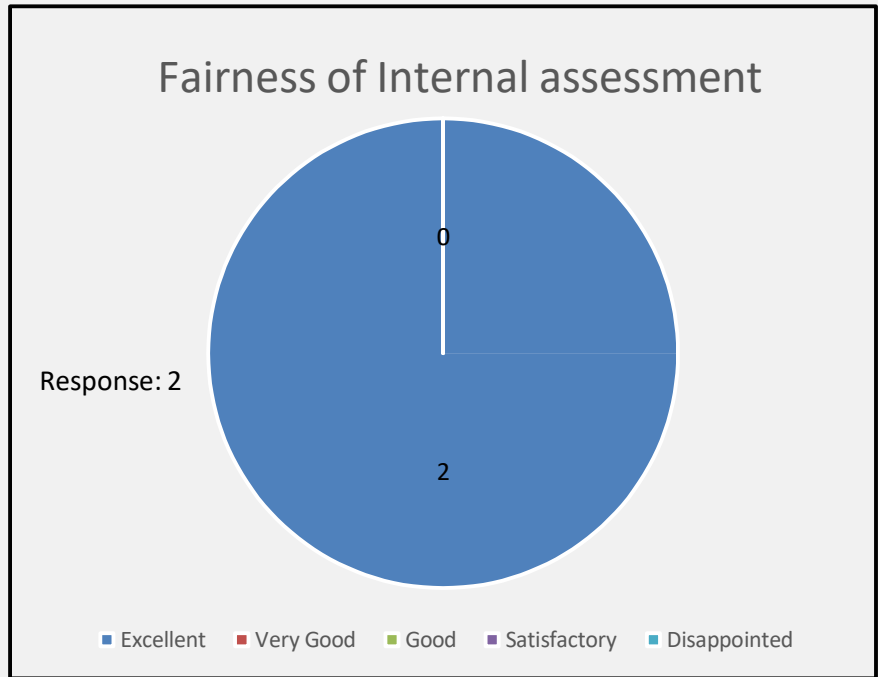
Excellent	2
Very Good	0
Good	0
Satisfactory	0
Disappointed	0
	2



100 % respondents found the Encouragement for the Class Participation by the Teacher excellent.

11. Fairness in Internal Assessment:

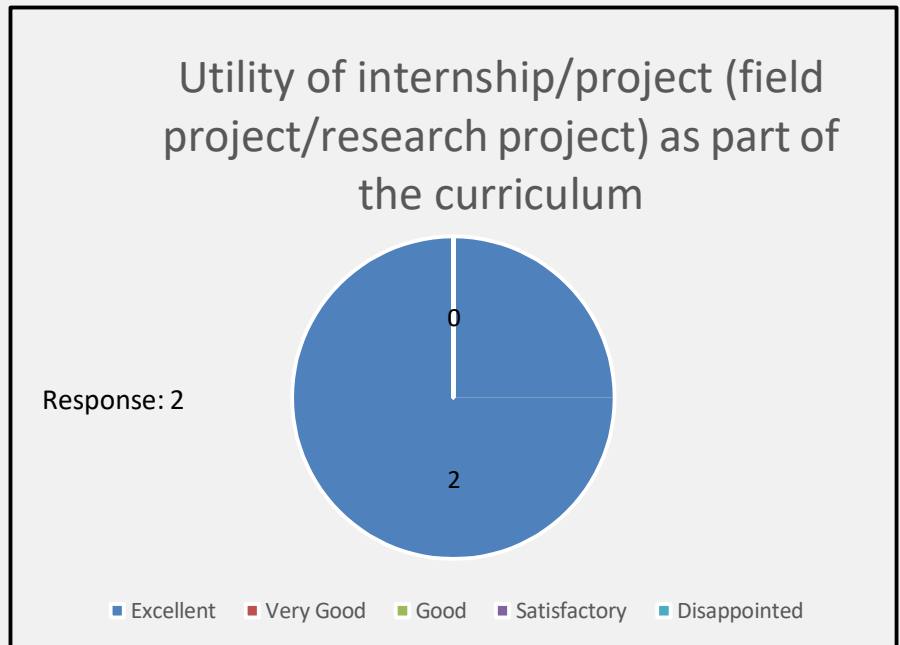
Excellent 2
Very Good 0
Good 0
Satisfactory 0
Disappointed 0
2



100 % of the students found the teacher excellent in the Fairness in Internal Assessment.

12. Internship / Project as part of the curriculum:

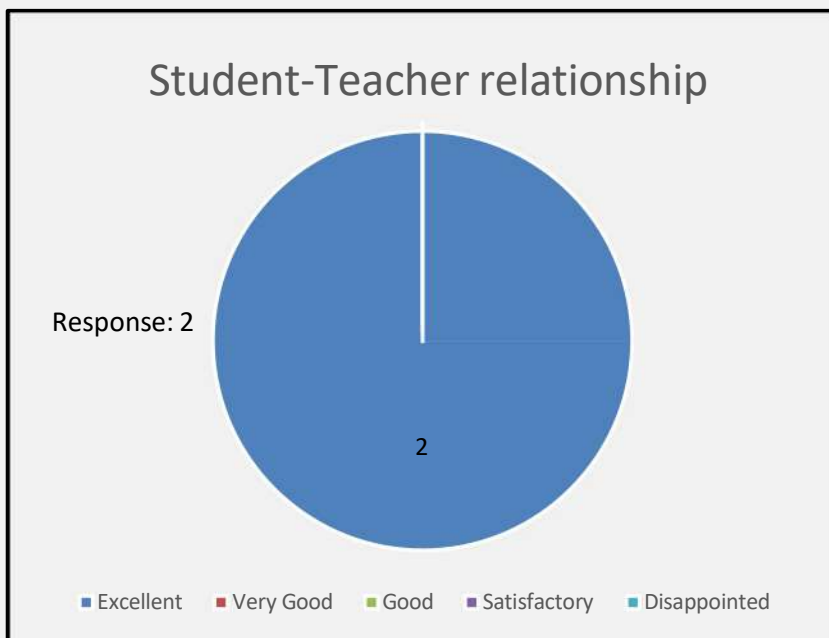
Excellent 2
Very Good 0
Good 0
Satisfactory 0
Disappointed 0
2



100 % respondents labeled the utilization of the internship/project by the teacher as part of the curriculum excellent.

13. Student Teacher Relationship:

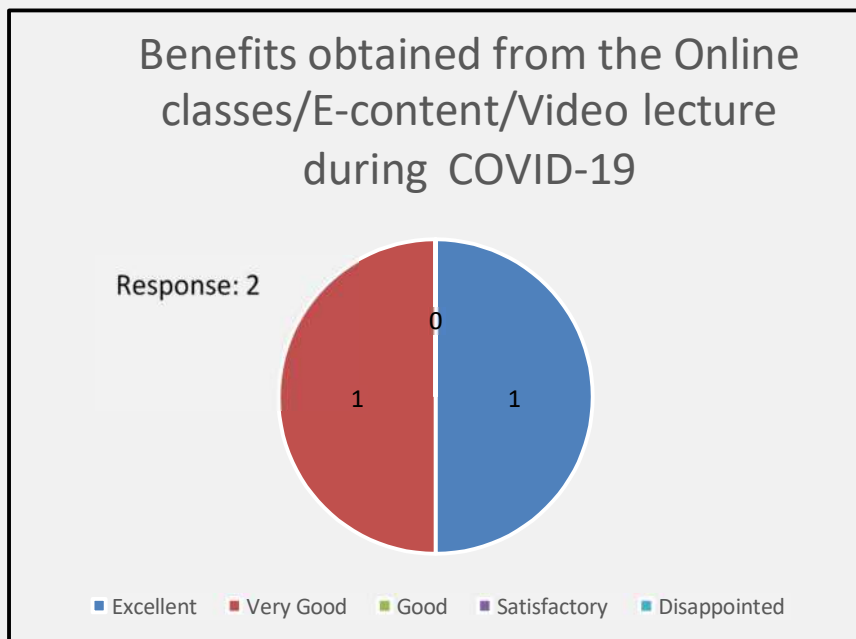
Excellent	2
Very Good	0
Good	0
Satisfactory	0
Disappointed	0
	2



100 % respondents found Student Teacher Relationship excellent.

14. Beneficiality of the online Lectures and content during Covid-19:

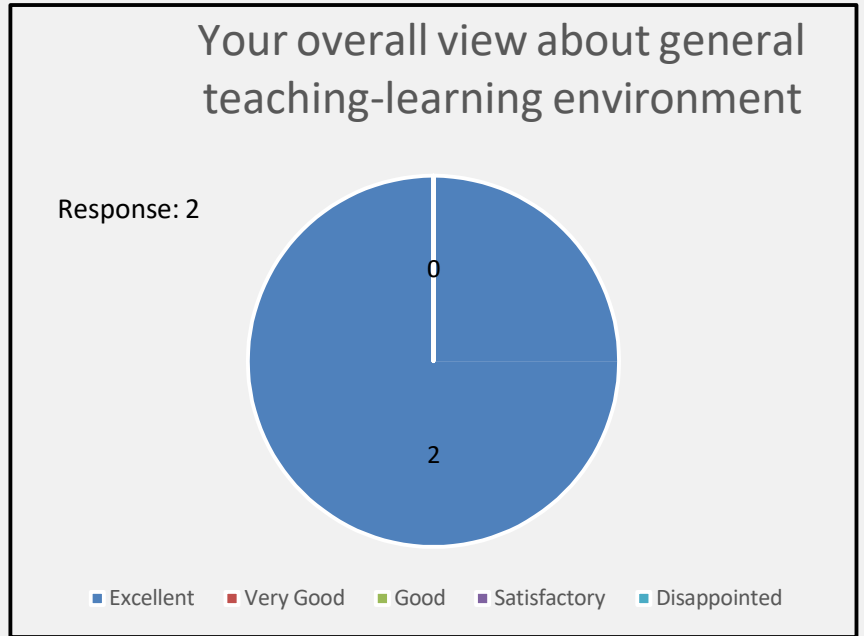
Excellent	1
Very Good	1
Good	0
Satisfactory	0
Disappointed	0
	2



100 % respondents found the online Lectures and content provided by the teacher during Covid-19 very good and 50% valued it as excellent.

15. Overall Teaching Learning Environment:

Excellent	2
Very Good	0
Good	0
Satisfactory	0
Disappointed	0
	2



100 % respondents found Overall Teaching Learning Environment of the Teacher excellent.

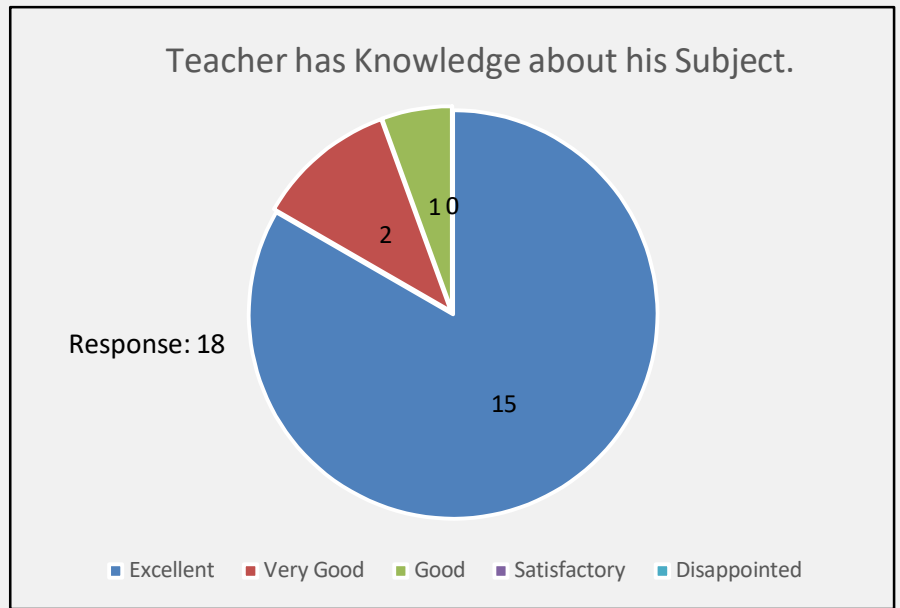
APPRAISAL: Sample size too small to be assessed.

Department of History

Name of Teacher: Dr. Praveen Joshi

1. Subject knowledge:

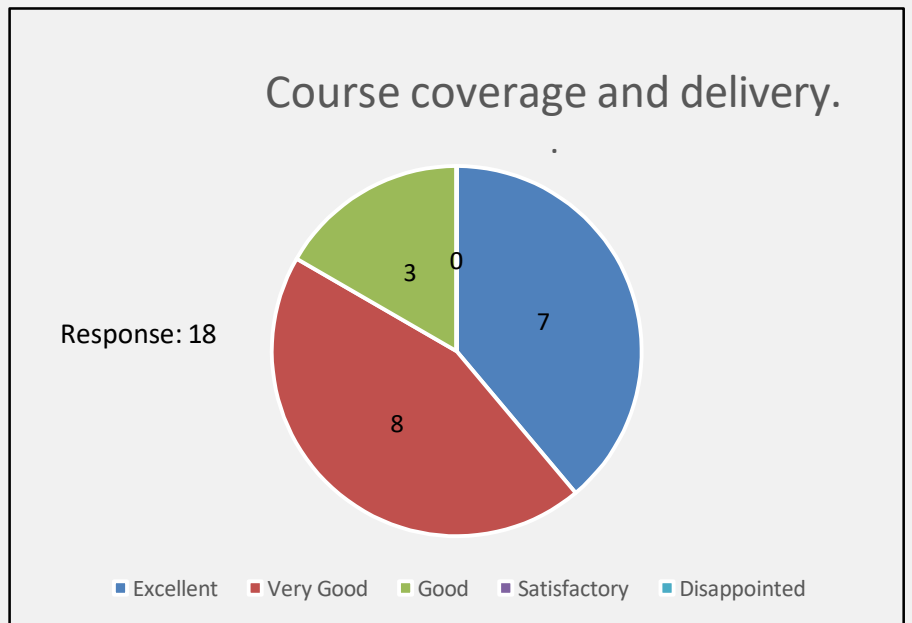
Excellent	15
Very Good	2
Good	1
Satisfactory	0
Disappointed	0
	18



100 % respondents found the Teacher's subject knowledge good and 94% found it very good and excellent.

2. Course coverage and delivery:

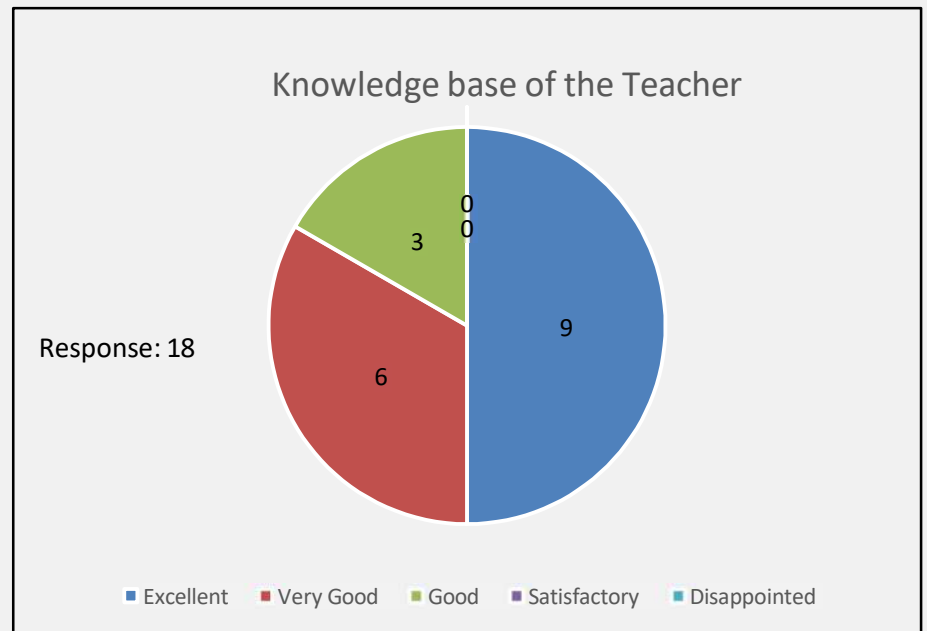
Excellent	7
Very Good	8
Good	3
Satisfactory	0
Disappointed	0
	18



100 % respondents rated the Teacher's Course coverage and delivery good and 83% ranked it very good and excellent.

3. Knowledge Base:

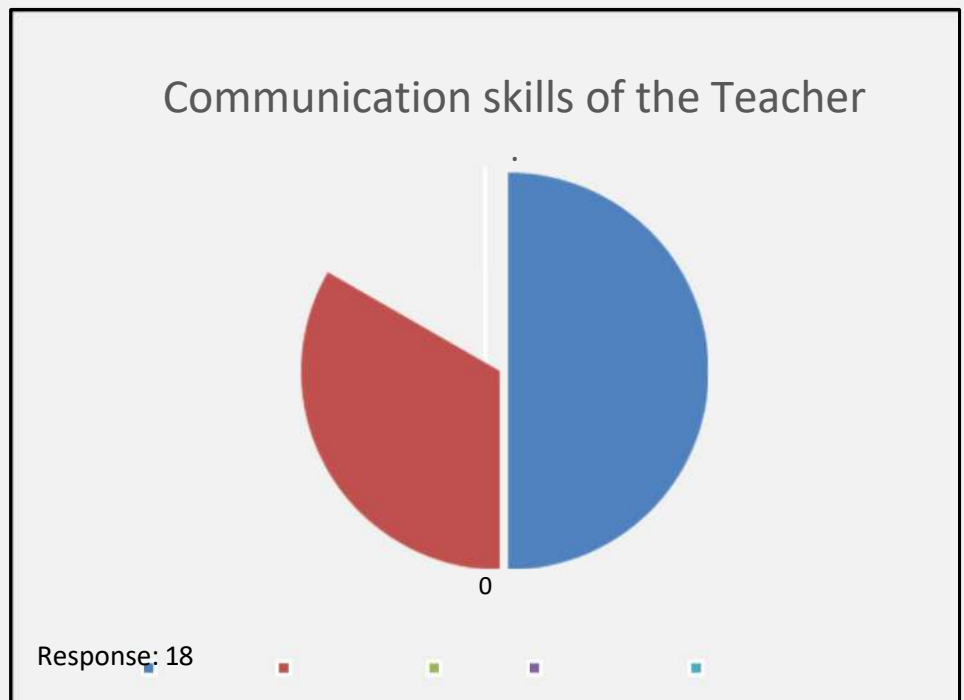
Excellent	9
Very Good	6
Good	3
Satisfactory	0
Disappointed	0
	18



100 % respondents found the knowledge base of the teacher good. 83% of respondents rated it very good and excellent.

4. Communication Skills:

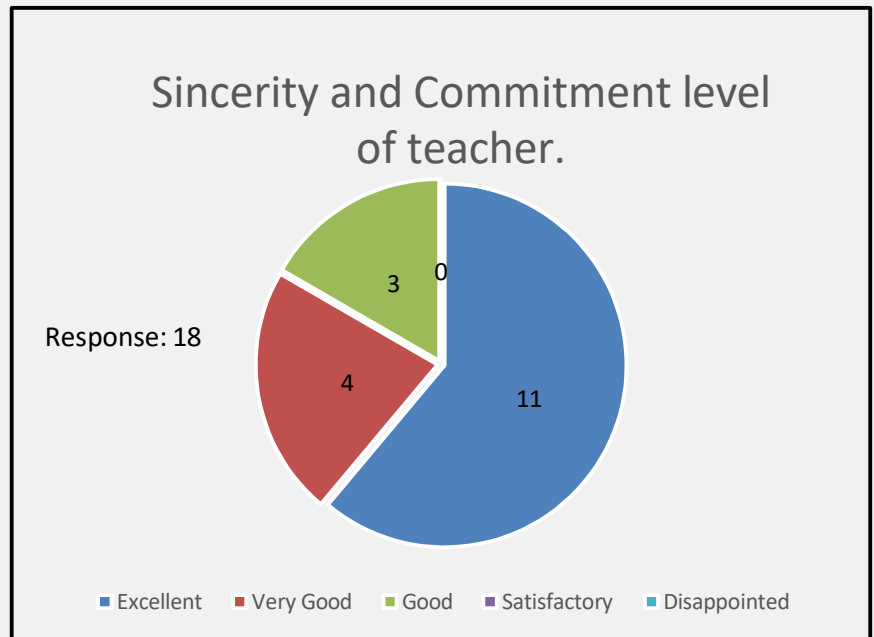
Excellent	6
Very Good	9
Good	3
Satisfactory	0
Disappointed	0
	18



100 % respondents found the Teacher's Communication Skills good. 83% awarded very good and excellent.

5. Sincerity and Commitment level:

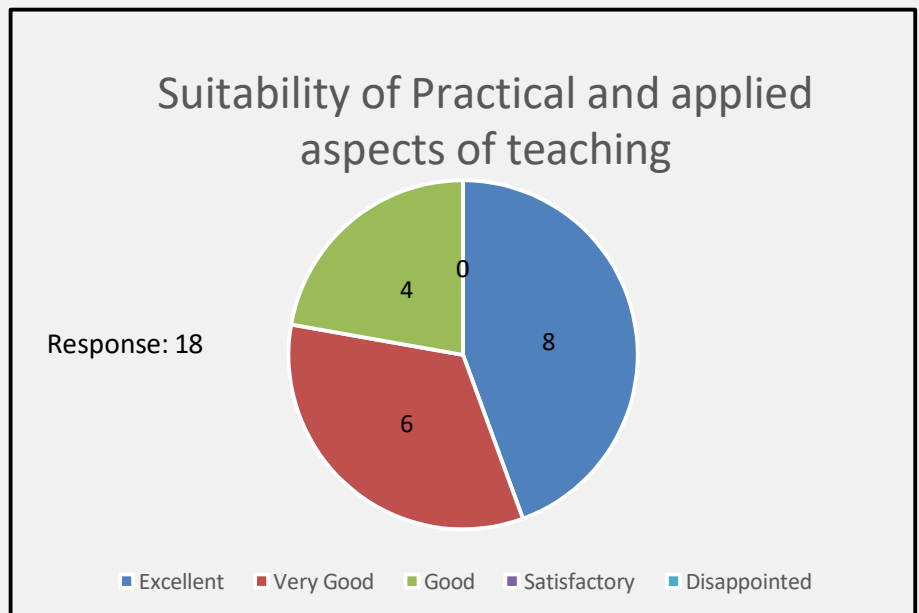
Excellent	11
Very Good	4
Good	3
Satisfactory	0
Disappointed	0
	18



100 % respondents found the Teacher’s Sincerity and Commitment level good and 83% of respondents labeled very good and excellent.

6. Applied Aspects of Teaching:

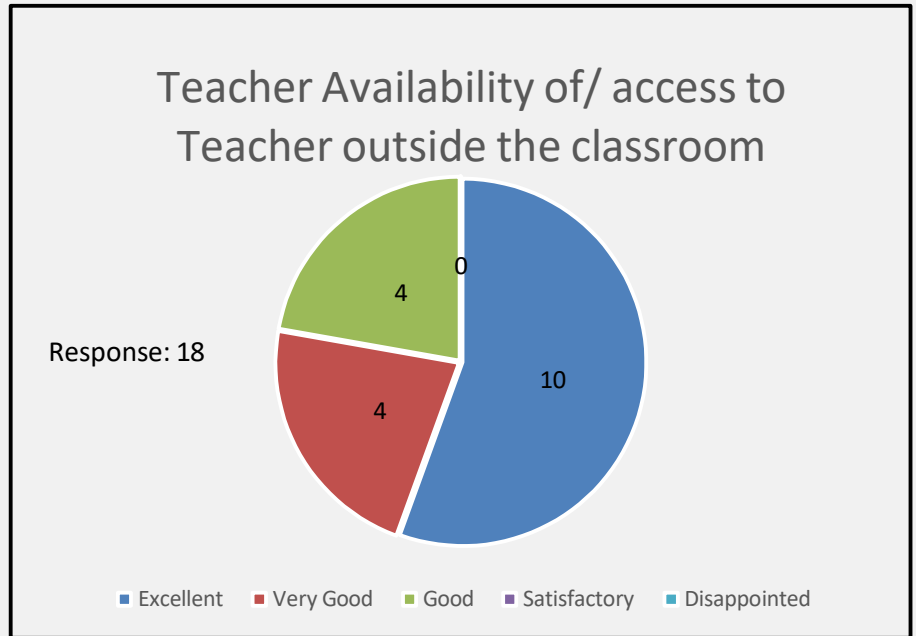
Excellent	8
Very Good	6
Good	4
Satisfactory	0
Disappointed	0
	18



100 % respondents found the Teacher’s Applied Aspects of Teaching good, 78% classed it very good and excellent.

7. Off Classroom Accessibility:

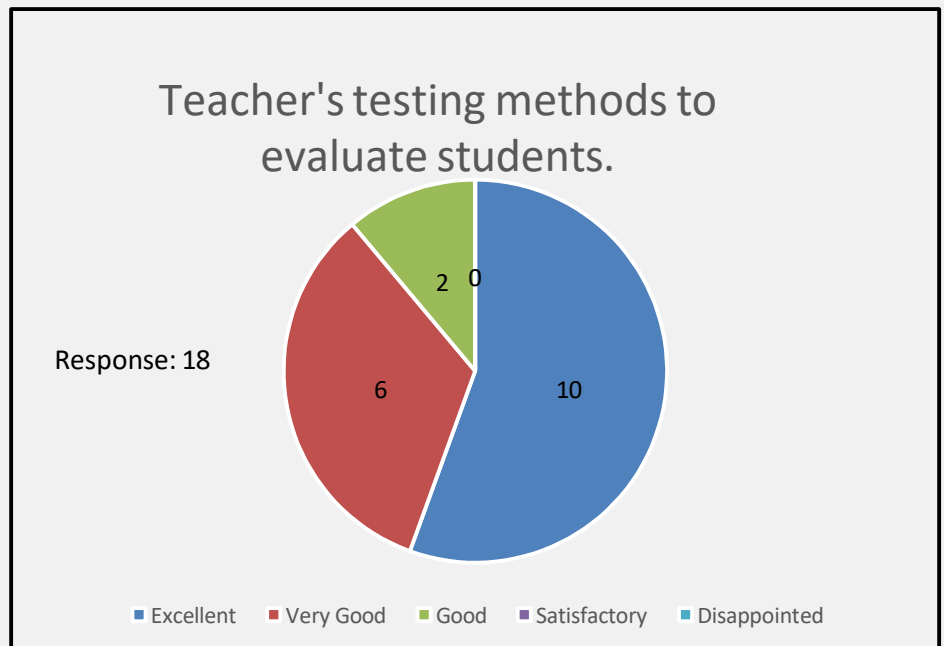
Excellent	10
Very Good	4
Good	4
Satisfactory	0
Disappointed	0
	18



100 % respondents found Off Classroom Accessibility of the Teacher good, 78% valued it very good and excellent.

.8. Evaluation Methods:

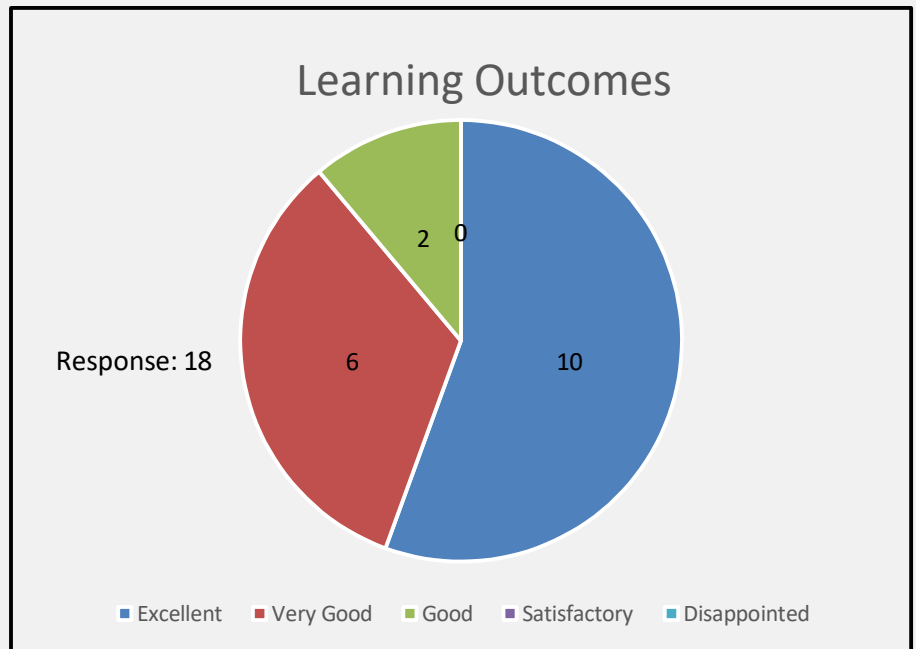
Excellent	10
Very Good	6
Good	2
Satisfactory	0
Disappointed	0
	18



100 % respondents found Evaluation Methods of the Teacher good. 89% ranked them very good and excellent.

8. Learning Outcomes:

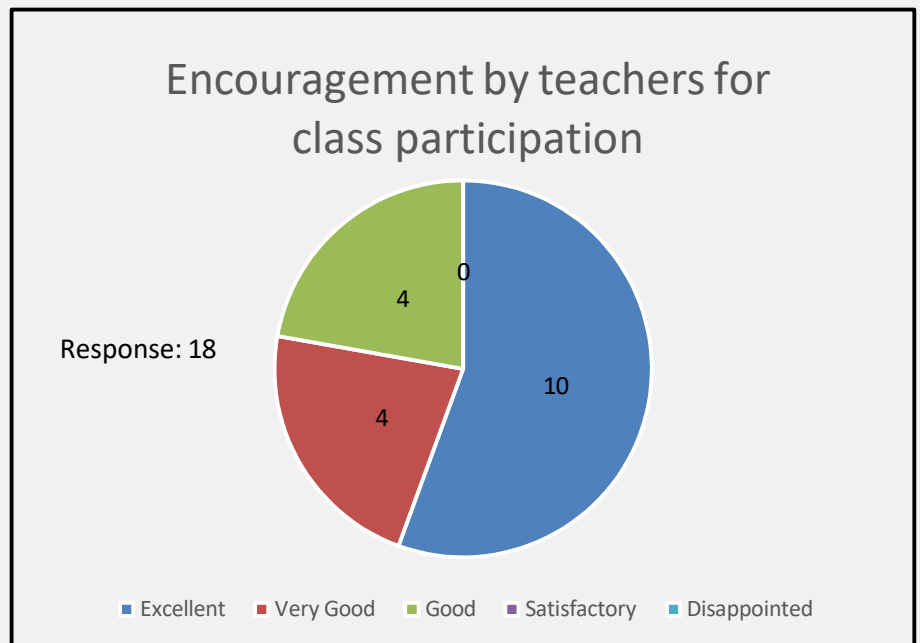
Excellent	10
Very Good	6
Good	2
Satisfactory	0
Disappointed	0
	18



100 % respondents found the Learning Outcomes of the teaching good and 89% graded very good and excellent.

9. Encouraging Class Participation:

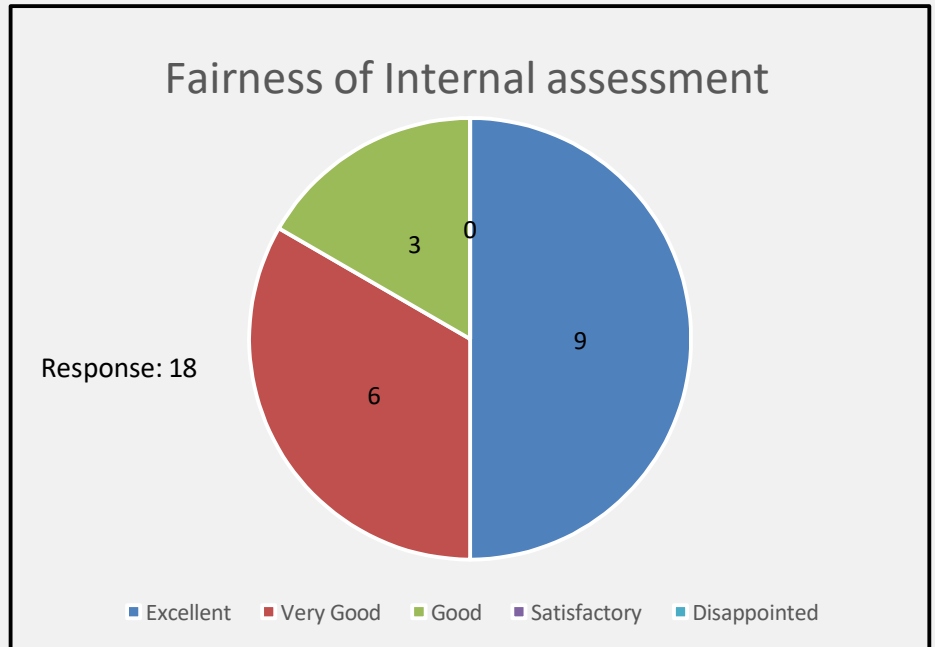
Excellent	10
Very Good	4
Good	4
Satisfactory	0
Disappointed	0
	18



100 % respondents found Encouraging for Class Participation by the Teacher good, 78% rated it very good and excellent.

10. Fairness in Internal Assessment:

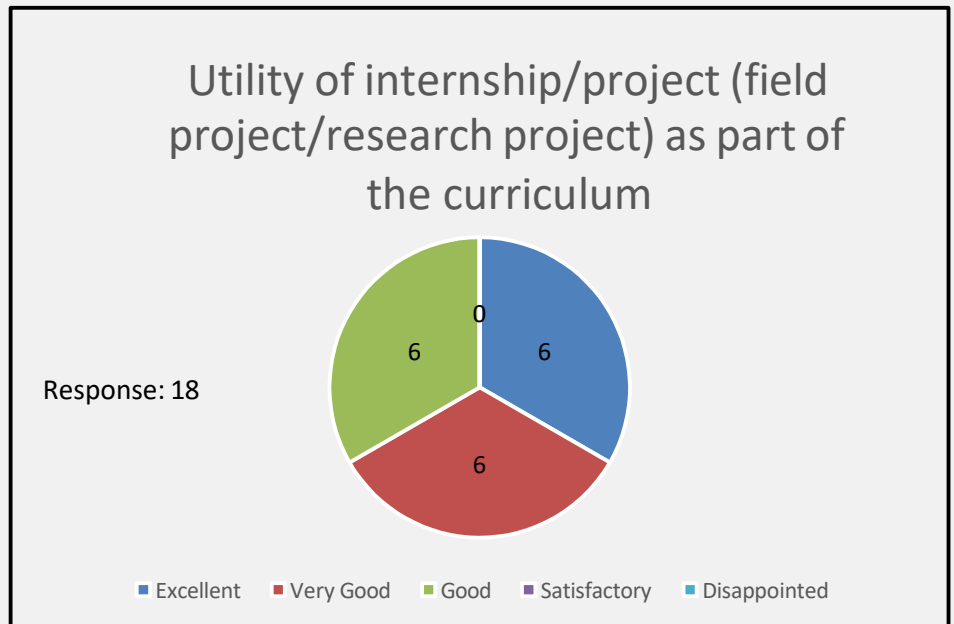
Excellent 9
 Very Good 6
 Good 3
 Satisfactory 0
 Disappointed 0
 18



100 % of the students found the teacher good in the Fairness in Internal Assessment and 83% ranked him very good and excellent.

11. Internship / Project as part of the curriculum:

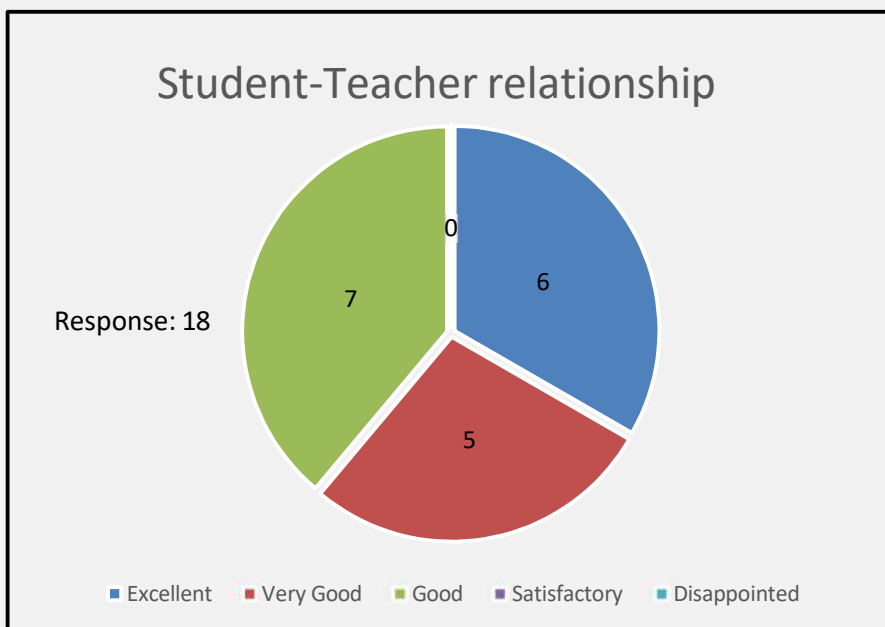
Excellent 6
 Very Good 6
 Good 6
 Satisfactory 0
 Disappointed 0
 18



100 % respondents labeled the utilization of the Internship / project by the teacher as part of the curriculum good .67% labeled it very good and excellent.

12. Student Teacher Relationship:

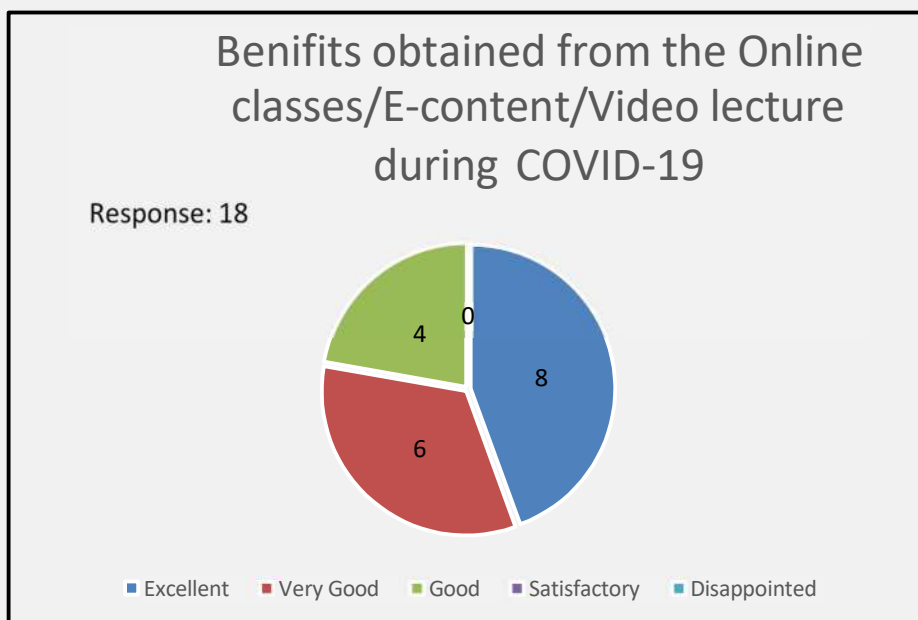
Excellent	6
Very Good	5
Good	7
Satisfactory	0
Disappointed	0
	18



100 % respondents found Student Teacher Relationship good, 61% valued it very good and excellent.

13. Beneficiality of the online Lectures and content during Covid-19:

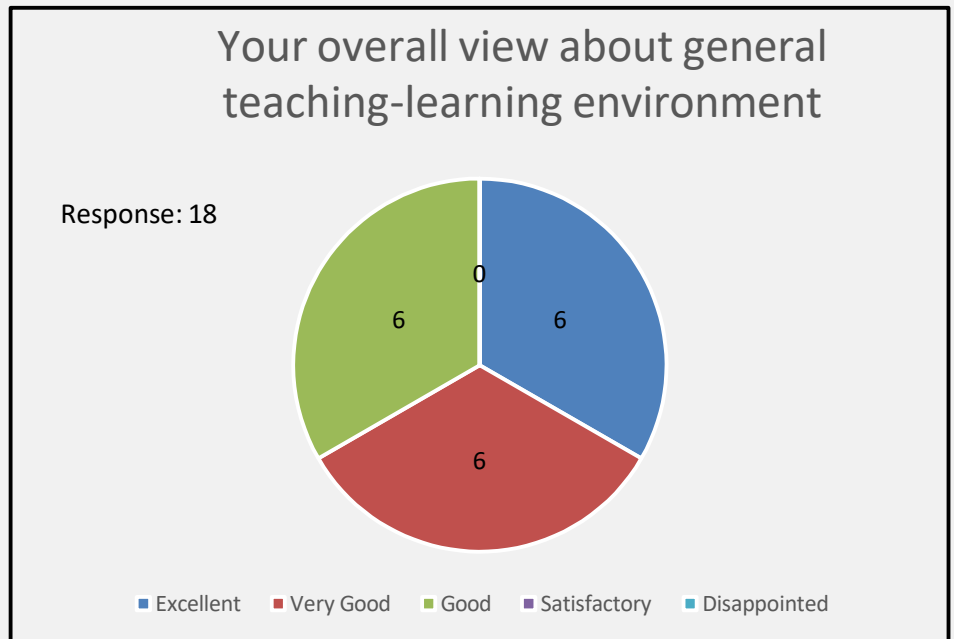
Excellent	8
Very Good	6
Good	4
Satisfactory	0
Disappointed	0
	18



100 % respondents found the online Lectures and content provided by the Teacher during Covid-19 good. 78 % awarded very good and excellent.

14. Overall Teaching Learning Environment:

Excellent	6
Very Good	6
Good	6
Satisfactory	0
Disappointed	0
	18



100 % respondents found the Overall Teaching Learning Environment by the Teacher good. 67% graded very good and excellent.

APPRAISAL: EXCELLENT

100% respondents were satisfied in all the aspects of teaching evaluated. Above 78 % of the respondent awarded very good and excellent in most of the categories assessed.

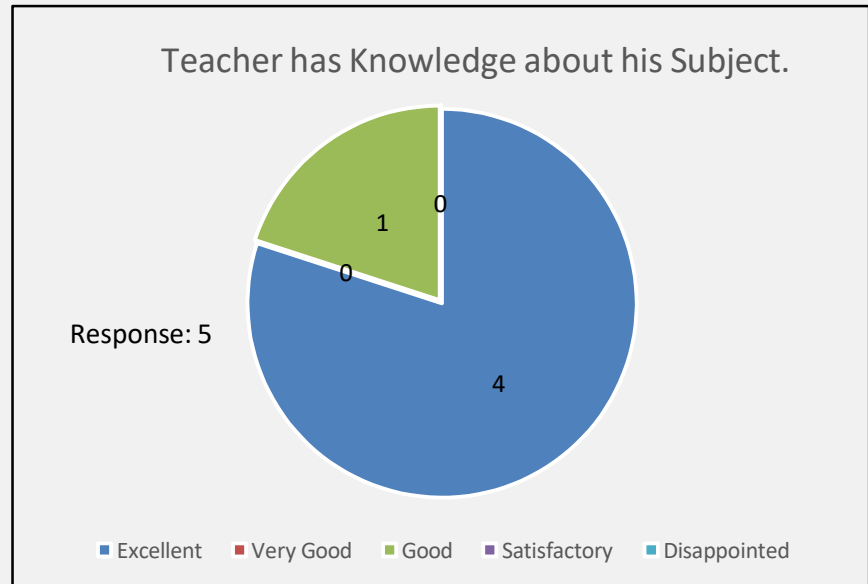
SUGGESTIONS: The Assessee may like to further his relation with the students.

Department of Botany

Name of Teacher: Dr. Neha Kukreti

1. Subject knowledge:

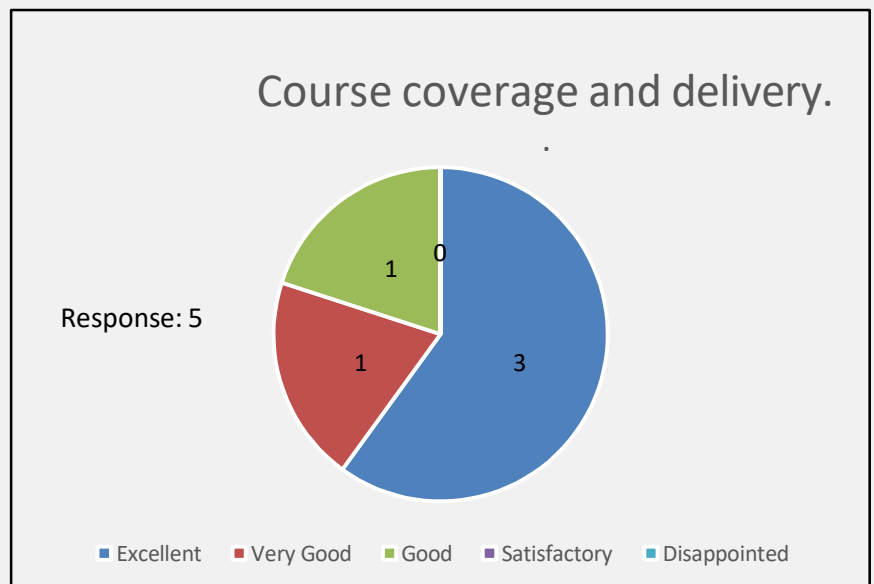
Excellent	4
Very Good	0
Good	1
Satisfactory	0
Disappointed	0
	5



100 % respondents found the Teacher's subject knowledge good and 80% classed it excellent.

2. Course coverage and delivery:

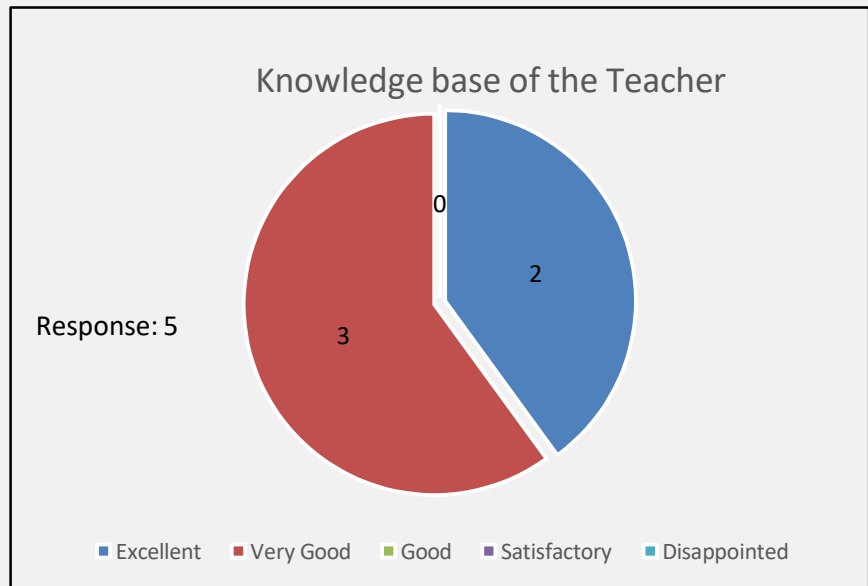
Excellent	3
Very Good	1
Good	1
Satisfactory	0
Disappointed	0
	5



100 % respondents rated the Teacher's Course coverage and delivery good and 80% ranked it very good and excellent.

3. Knowledge Base:

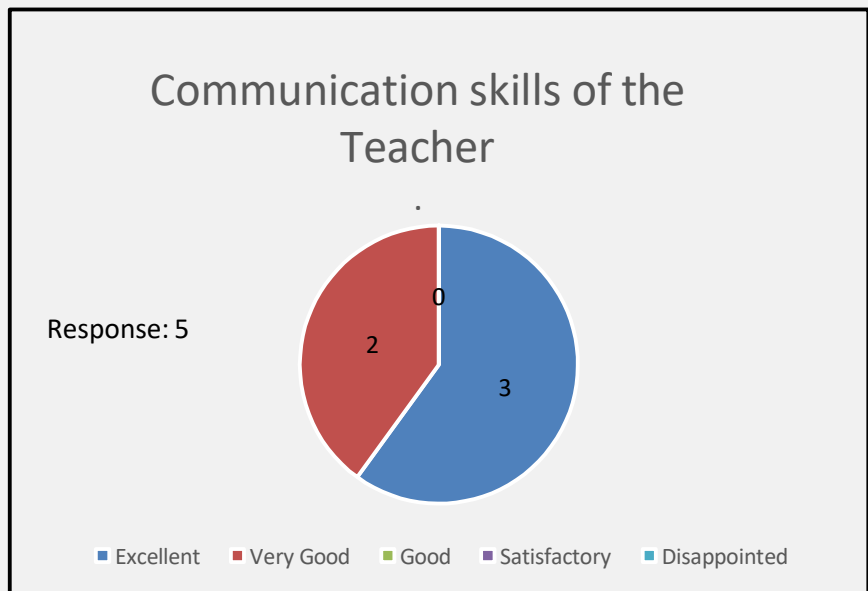
Excellent	2
Very Good	3
Good	0
Satisfactory	0
Disappointed	0
	5



100 % respondents found the knowledge base of the teacher very good. 40% of respondents rated it excellent.

4. Communication Skills:

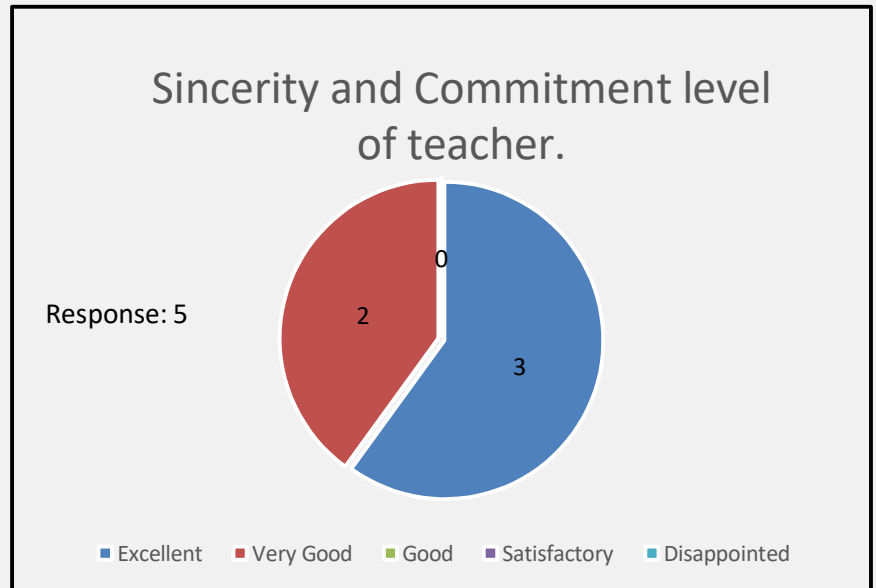
Excellent	3
Very Good	2
Good	0
Satisfactory	0
Disappointed	0
	5



100 % respondents found the Teacher's Communication Skills very good. 60% awarded excellent.

5. Sincerity and Commitment level:

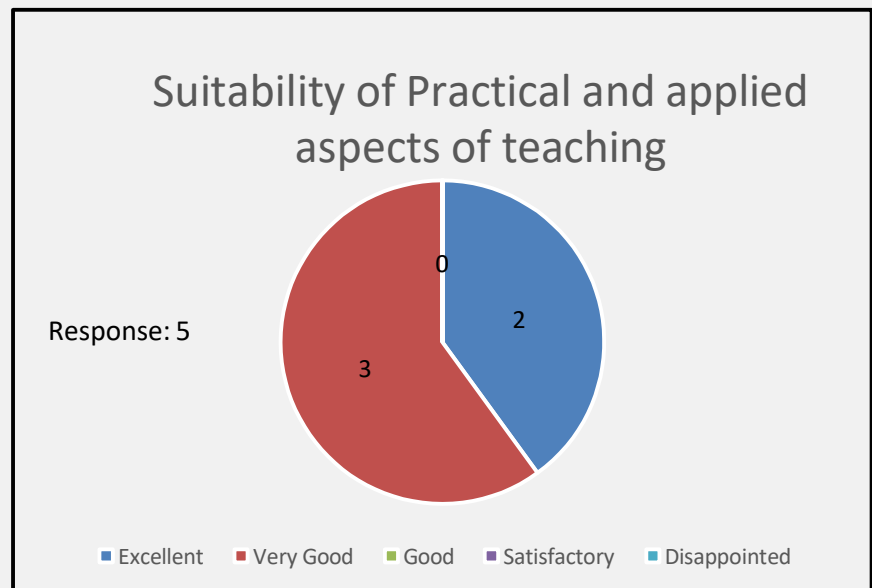
Excellent	3
Very Good	2
Good	0
Satisfactory	0
Disappointed	0
	5



100 % respondents found the Teacher's Sincerity and Commitment level very good and 60% of respondents labeled it excellent.

6. Applied Aspects of Teaching:

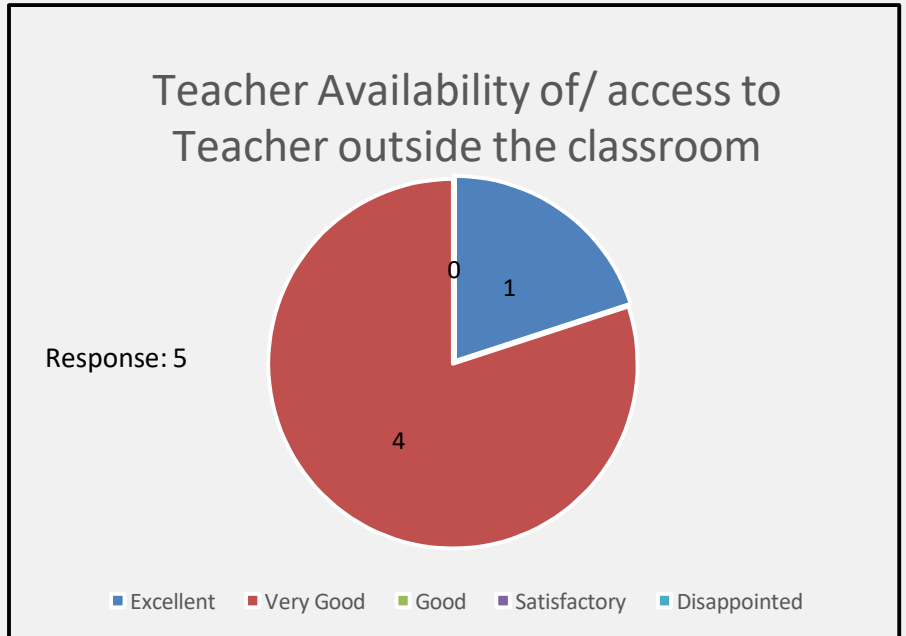
Excellent	2
Very Good	3
Good	0
Satisfactory	0
Disappointed	0
	5



100 % respondents found the Teacher's Applied Aspects of Teaching very good, 40% ranked it excellent.

7. Off Classroom Accessibility:

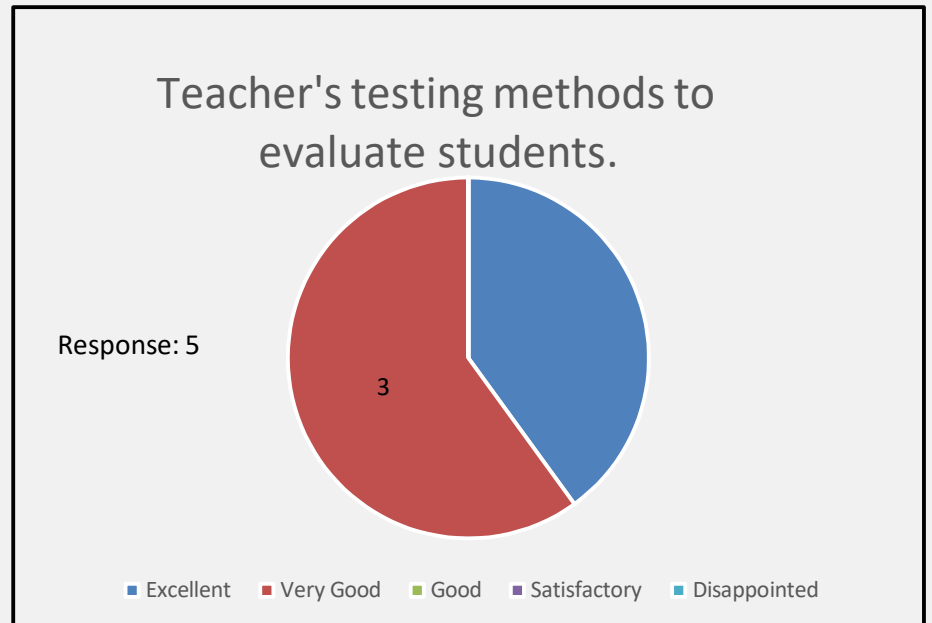
Excellent	1
Very Good	4
Good	0
Satisfactory	0
Disappointed	0
	5



100 % respondents found Off Classroom Accessibility of the Teacher very good, 20% ladled it excellent.

.8. Evaluation Methods:

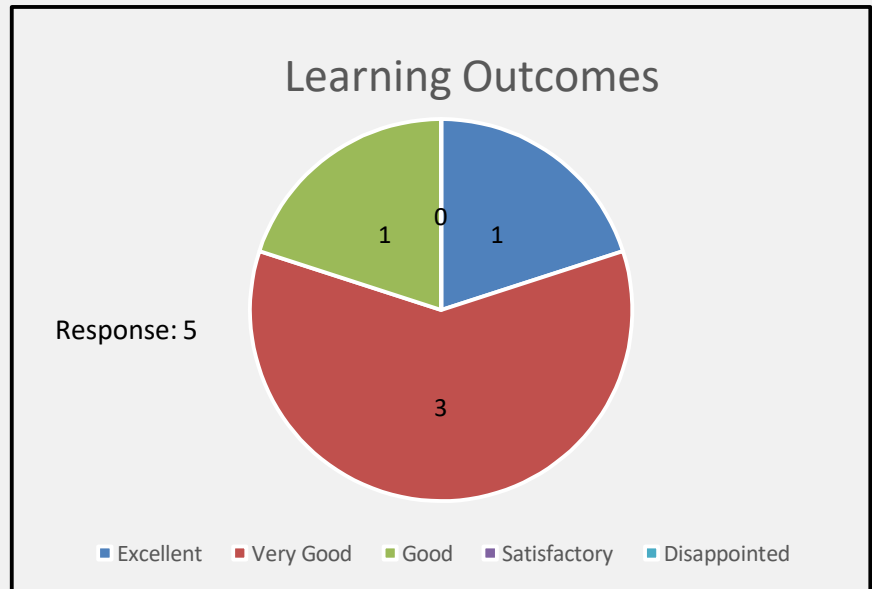
Excellent	2
Very Good	3
Good	0
Satisfactory	0
Disappointed	0
	5



100 % respondents found Evaluation Methods used by the Teacher very good. 40% awarded excellent.

8. Learning Outcomes:

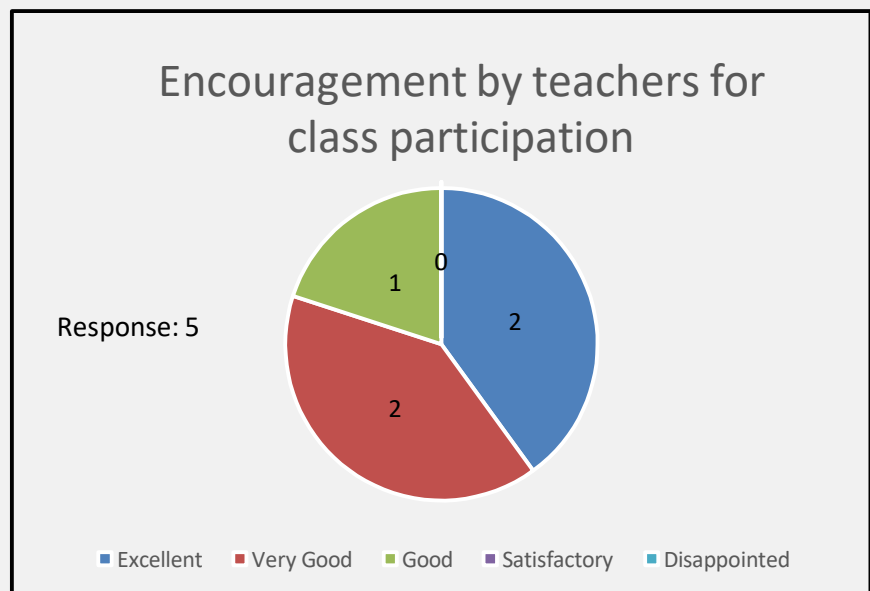
Excellent	1
Very Good	3
Good	1
Satisfactory	0
Disappointed	0
	5



100 % respondents found the Learning Outcomes of the teaching good and 80% classed it very good and excellent.

9. Encouraging Class Participation:

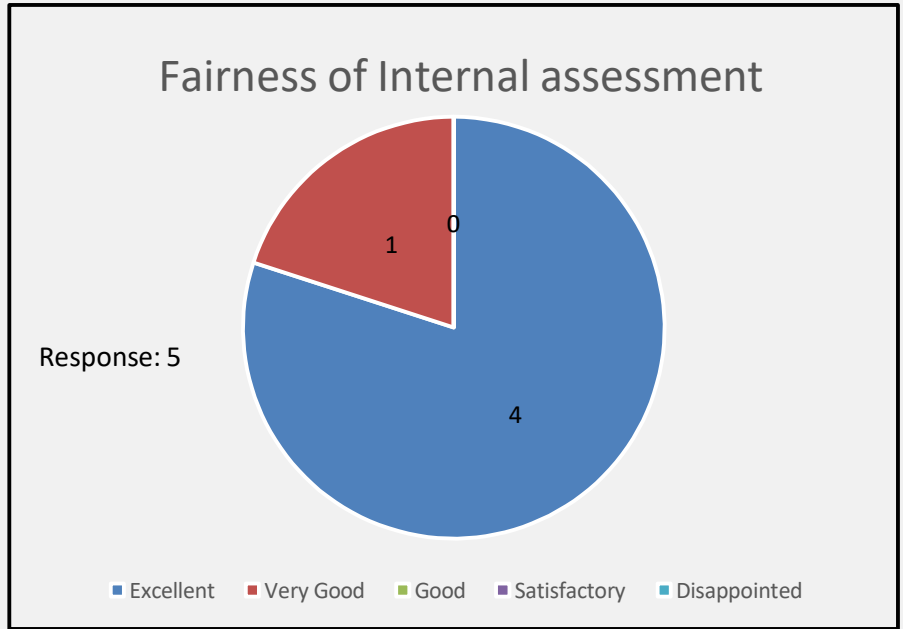
Excellent	2
Very Good	2
Good	1
Satisfactory	0
Disappointed	0
	5



100 % respondents found Encouragement for the Class Participation by the Teacher good, 80% found it very good and excellent.

10. Fairness in Internal Assessment:

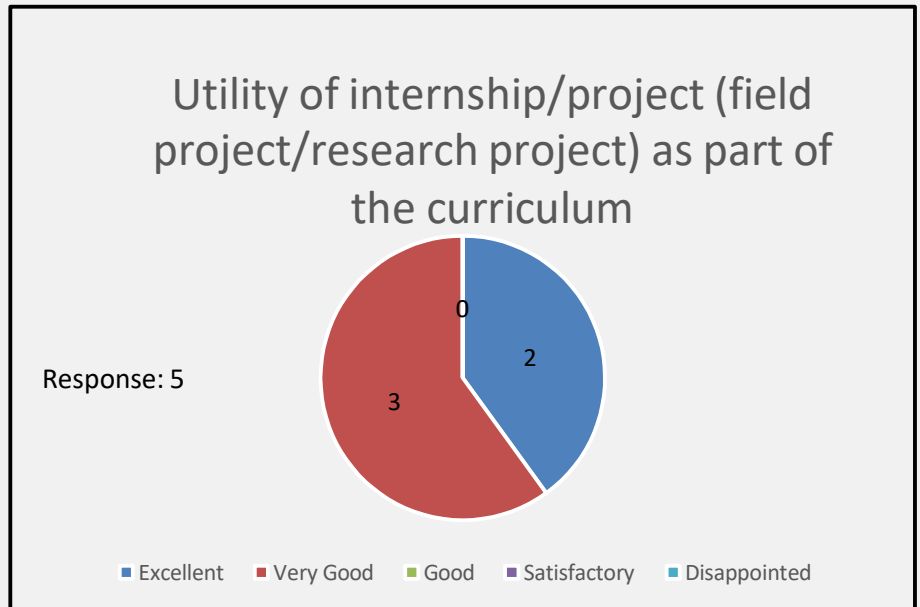
Excellent	4
Very Good	1
Good	0
Satisfactory	0
Disappointed	0
	5



100 % of the students found the teacher very good in the Fairness in Internal Assessment and 80% found her excellent.

11. Internship / Project as part of the curriculum:

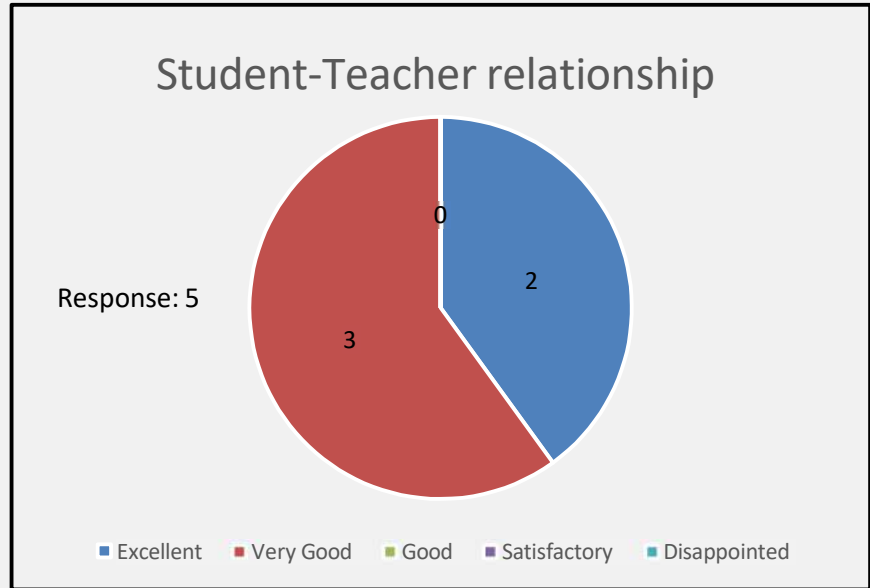
Excellent	2
Very Good	3
Good	0
Satisfactory	0
Disappointed	0
	5



100 % respondents labeled the utilization of the Internship / project by the teacher as part of the curriculum very good .40% awarded excellent.

12. Student Teacher Relationship:

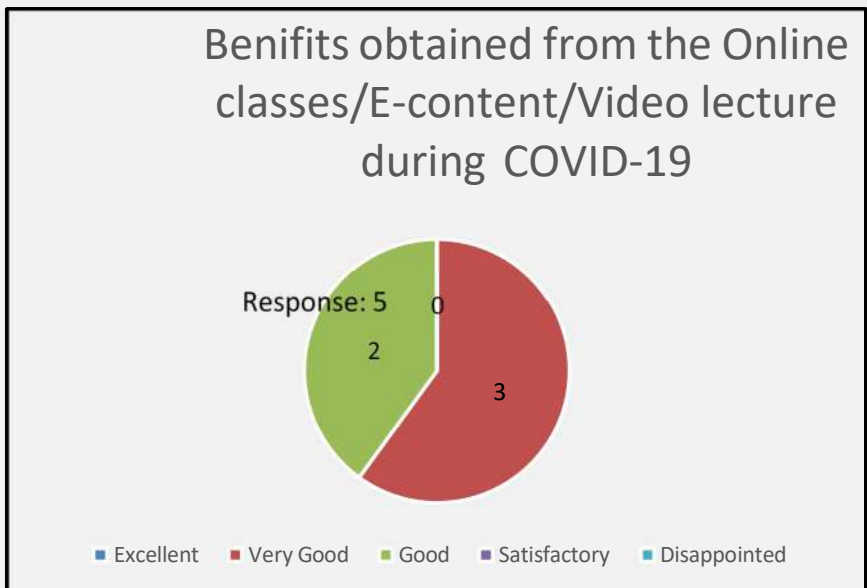
Excellent	2
Very Good	3
Good	0
Satisfactory	0
Disappointed	0
	5



100 % respondents found Student Teacher Relationship very good, 40% ranked it excellent.

13. Beneficiality of the online Lectures and content during Covid-19:

Excellent	0
Very Good	3
Good	2
Satisfactory	0
Disappointed	0
	5

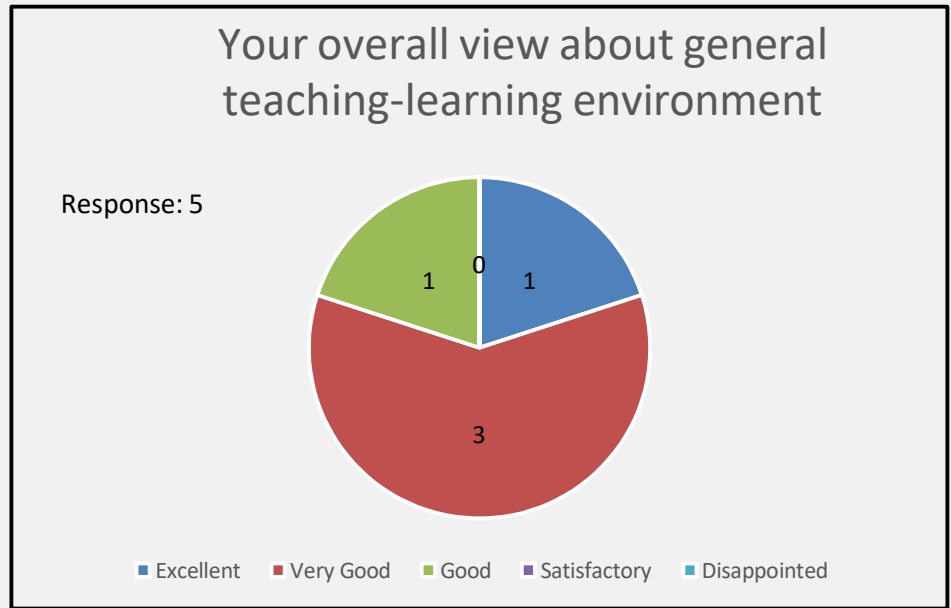


100 % respondents found the online Lectures and content provided by the Teacher during Covid-19 good. 60 % awarded very good.

14. Overall Teaching Learning Environment:

Excellent
Very Good
Good
Satisfactory
Disappointed

1
3
1
0
0
5



100 % respondents found Overall Teaching Learning Environment of the Teacher good. 80% valued it very good and excellent.

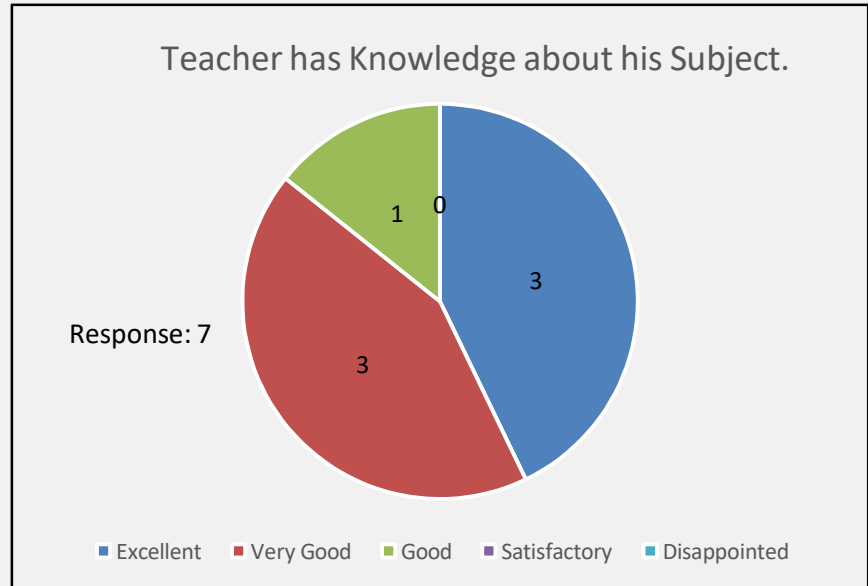
APPRAISAL: Sample size too small to be assessed.

Department of Botany

Name of Teacher: Dr. Neeta Bhatt

1. Subject knowledge:

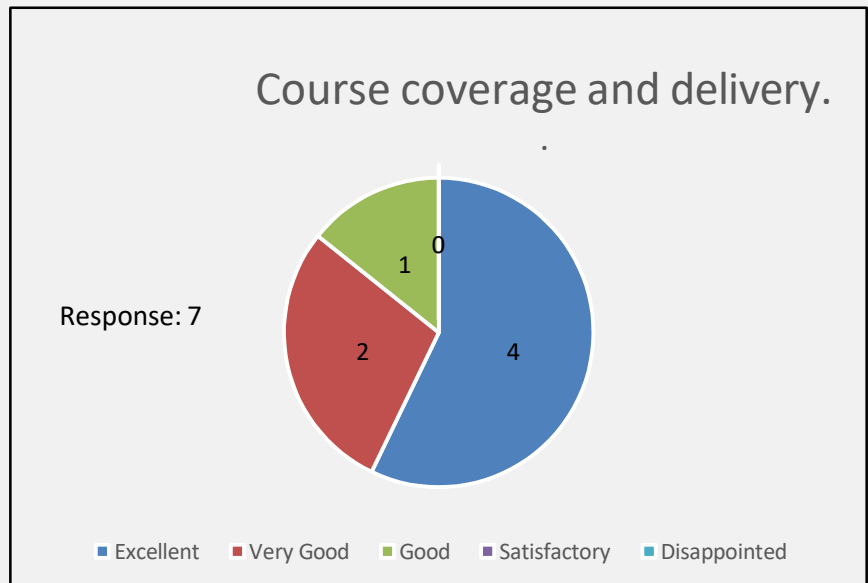
Excellent 3
Very Good 3
Good 1
Satisfactory 0
Disappointed 0



100 % respondents found the Teacher's subject knowledge good and 86% found very good and excellent.

2. Course coverage and delivery:

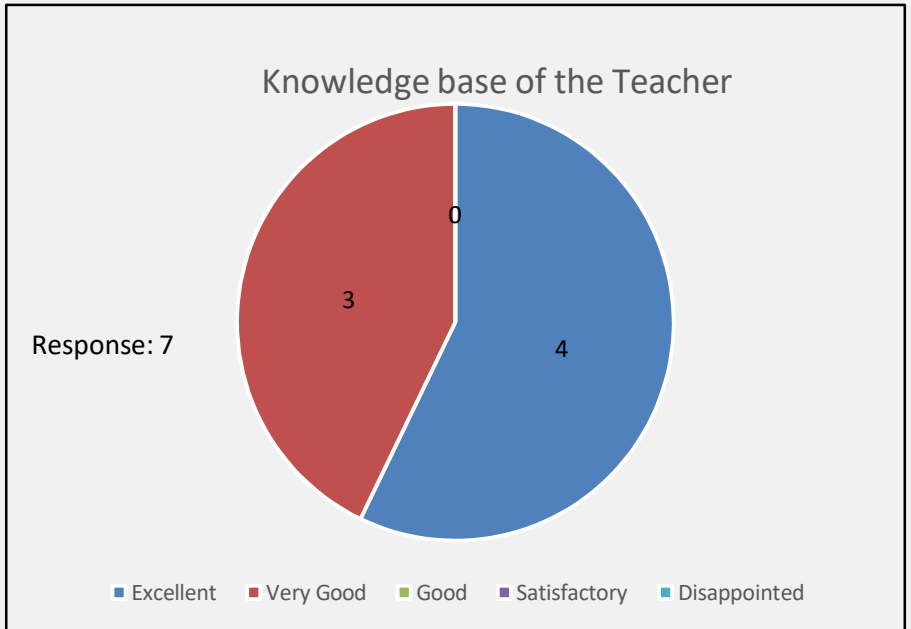
Excellent 4
Very Good 2
Good 1
Satisfactory 0
Disappointed 0



100 % respondents rated the Teacher's Course coverage and delivery good and 86% very good and excellent.

3. Knowledge Base:

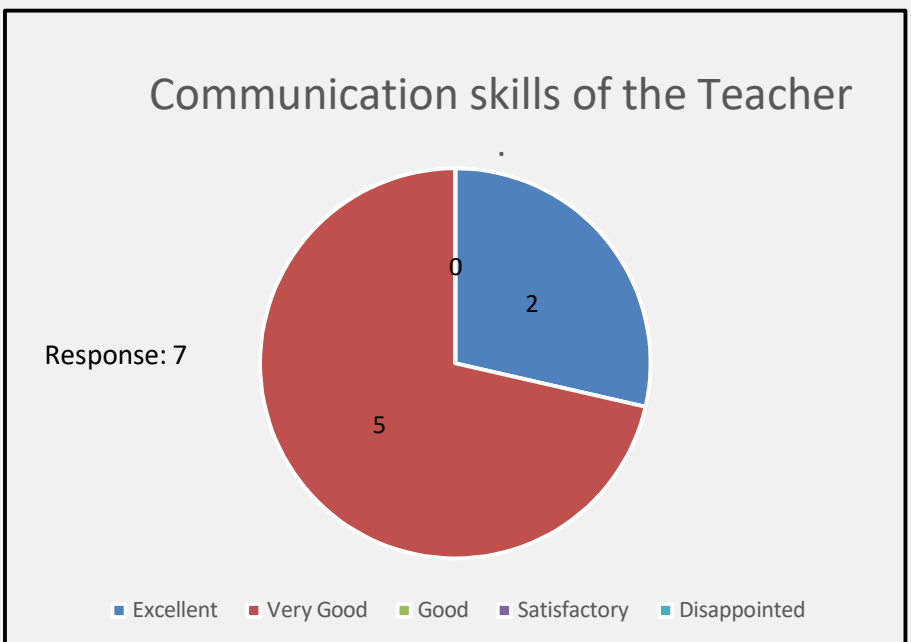
Excellent 4
Very Good 3
Good 0
Satisfactory 0
Disappointed 0
7



100 % respondents found the knowledge base of the teacher very good. 57% of respondents rated it excellent.

4. Communication Skills:

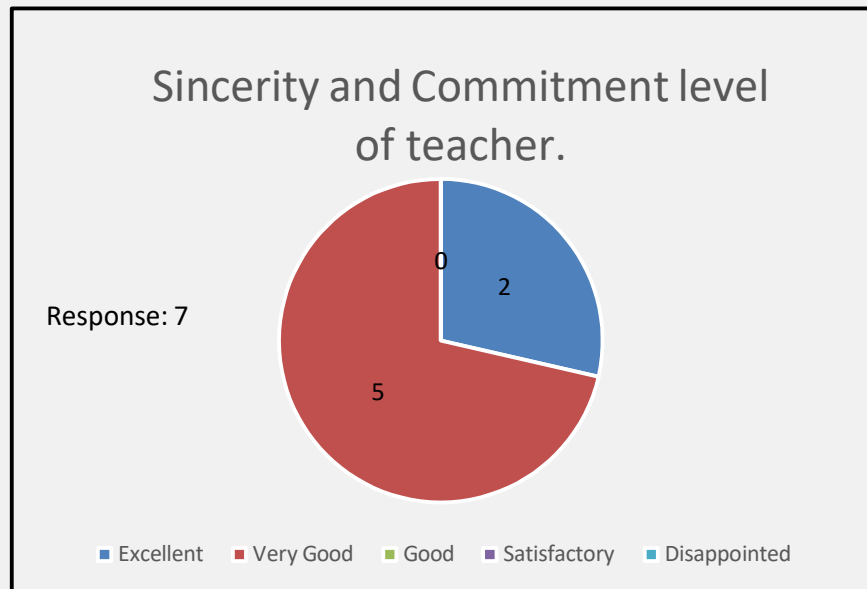
Excellent 2
Very Good 5
Good 0
Satisfactory 0
Disappointed 0
7



100 % respondents found the Teacher's Communication Skills very good. 29% found excellent.

5. Sincerity and Commitment level:

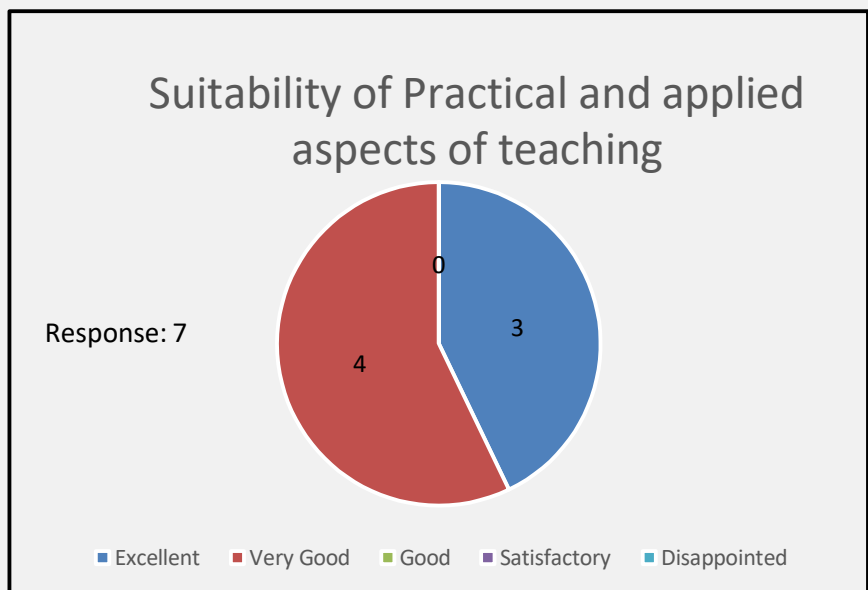
Excellent 2
Very Good 5
Good 0
Satisfactory 0
Disappointed 7



100 % respondents found the Teacher's Sincerity and Commitment level very good and 29% of respondents labeled excellent.

6. Applied Aspects of Teaching:

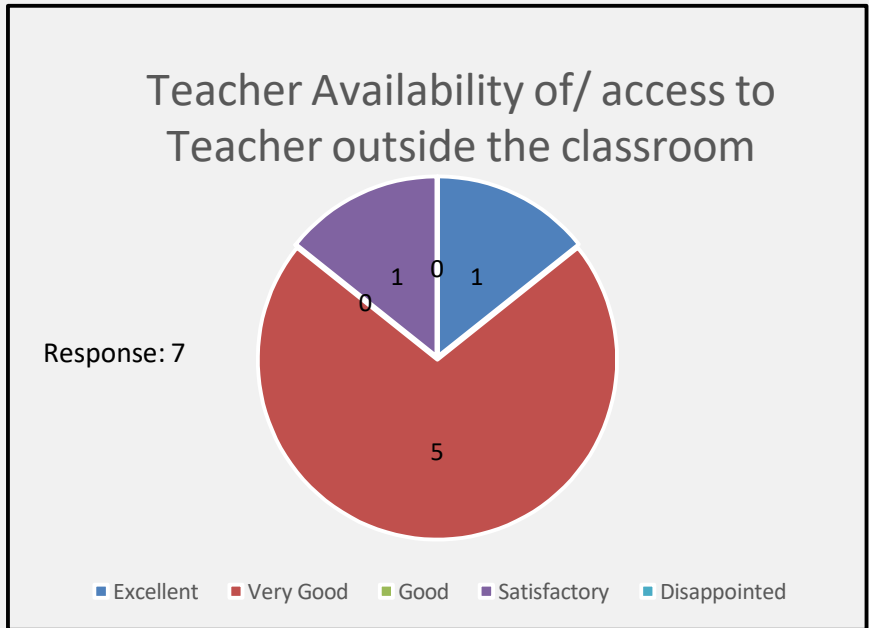
Excellent 3
Very Good 4
Good 0
Satisfactory 0
Disappointed 7



100 % respondents found the Teacher's Applied Aspects of Teaching very good, 43% ranked excellent.

7. Off Classroom Accessibility:

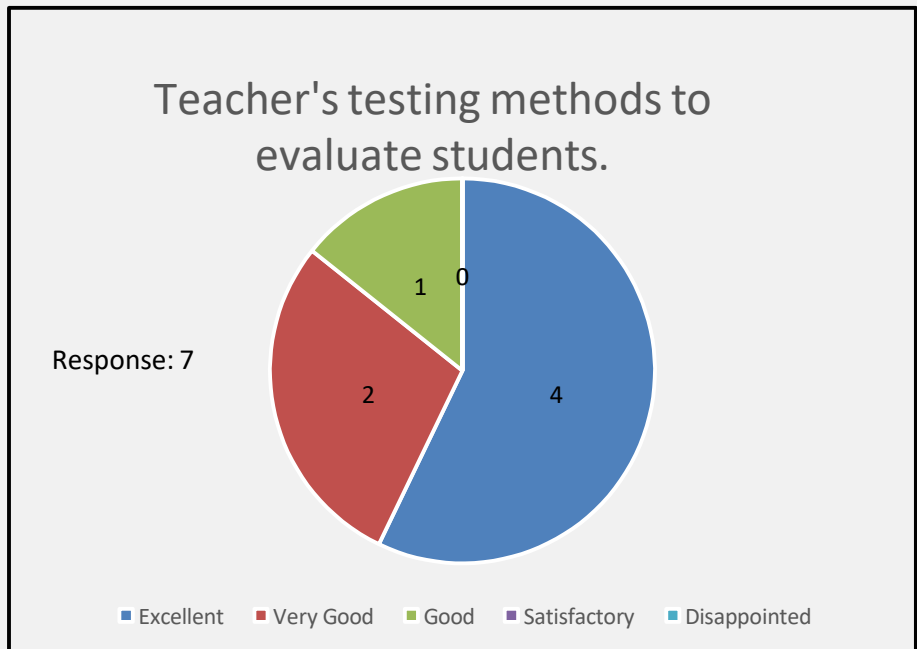
Excellent 1
 Very Good 5
 Good 0
 Satisfactory 1
 Disappointed 0
 7



100 % respondents were satisfied with Off Classroom Accessibility of the Teacher. 86% of respondents ranked it very good and excellent.

8. Evaluation Methods:

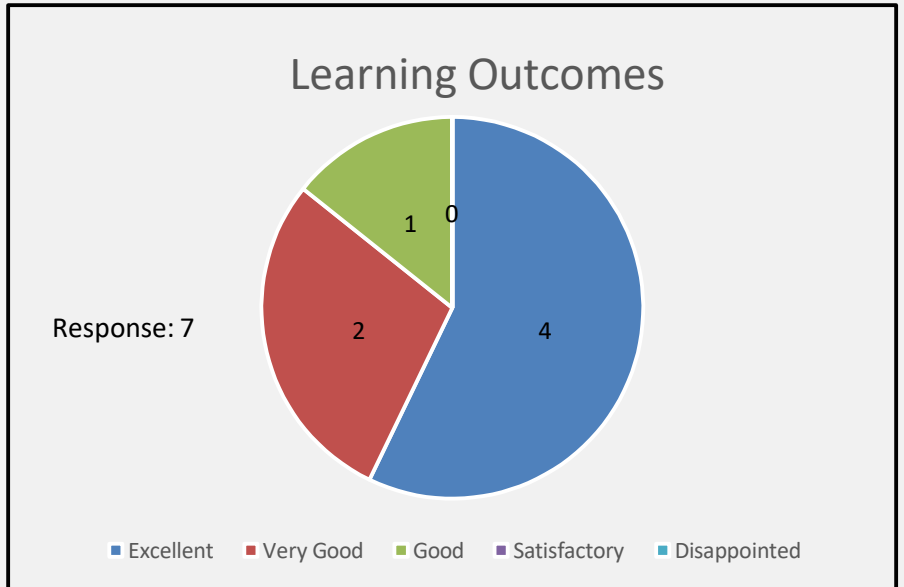
Excellent 4
 Very Good 2
 Good 1
 Satisfactory 0
 Disappointed 0
 7



100 % respondents found Evaluation Methods of the Teacher good. 86% found very good and excellent.

9. Learning Outcomes:

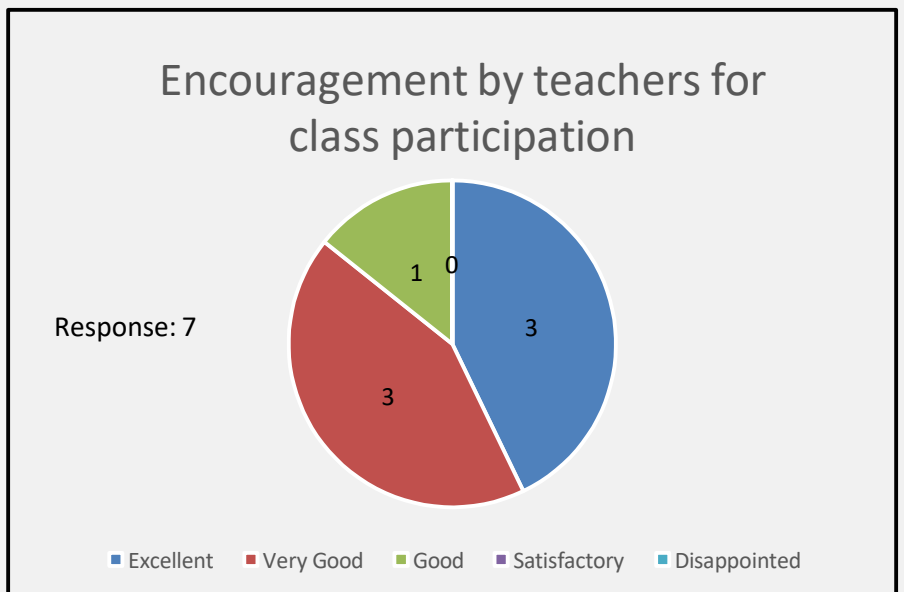
Excellent	4
Very Good	2
Good	1
Satisfactory	0
Disappointed	0
	7



100 % respondents found the Learning Outcomes of the teaching good and 86% very good and excellent.

10. Encouraging Class Participation:

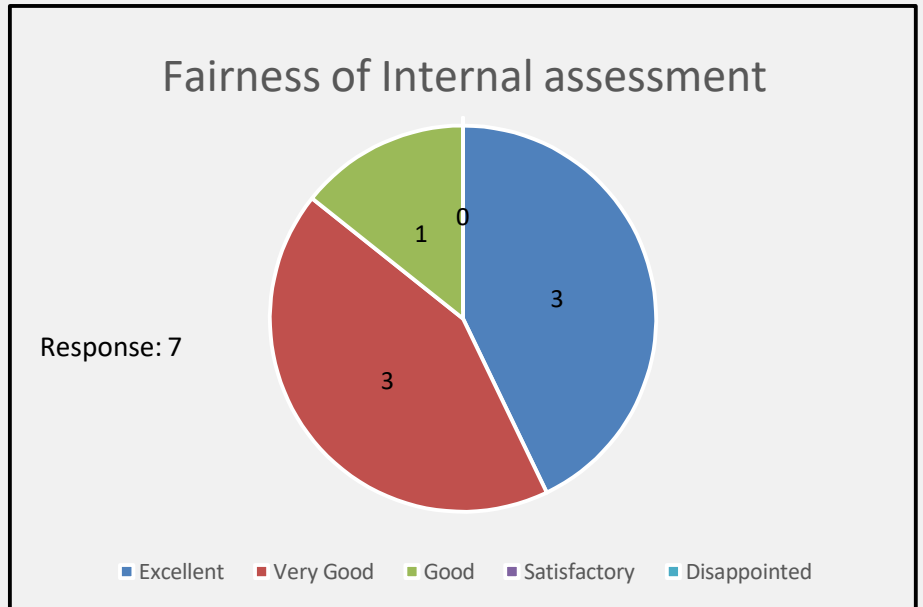
Excellent	3
Very Good	3
Good	1
Satisfactory	0
Disappointed	0
	7



100 % respondents found Encouraging Class Participation of the Teacher good, 86% found very good and excellent.

11. Fairness in Internal Assessment:

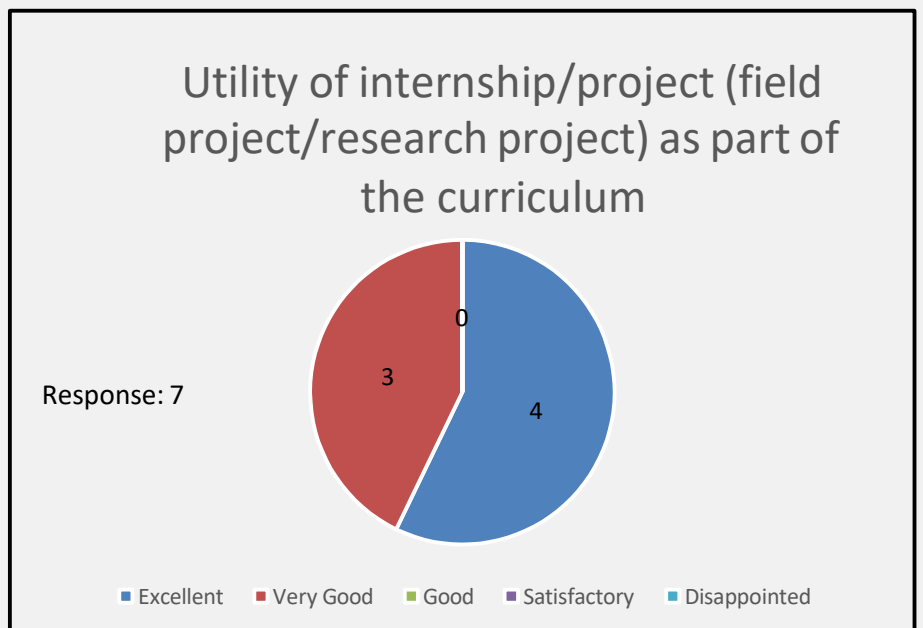
Excellent 3
 Very Good 3
 Good 1
 Satisfactory 0
 Disappointed 0
 7



100 % of the students found the teacher good in the Fairness in Internal Assessment and 86% found very good and excellent.

12. Internship / Project as part of the curriculum:

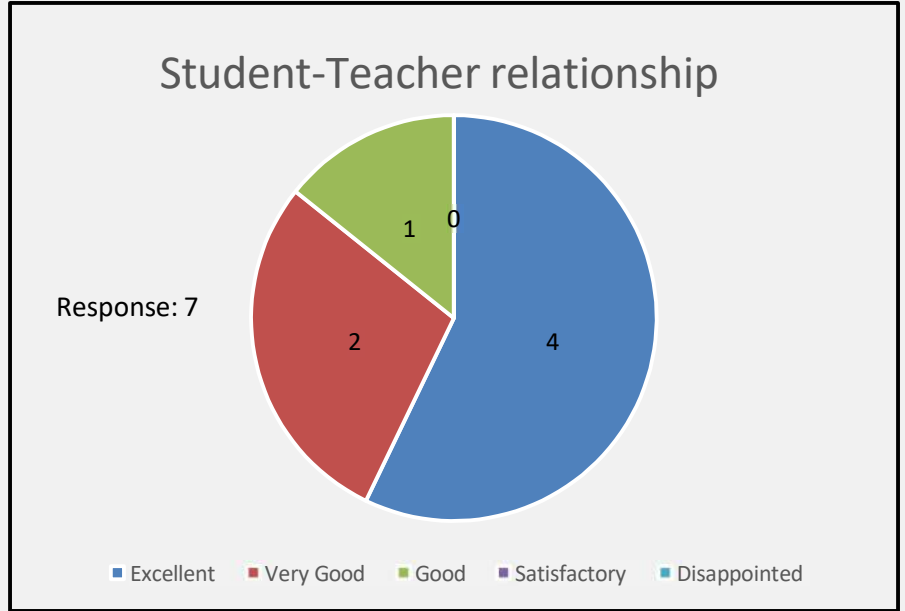
Excellent 4
 Very Good 3
 Good 0
 Satisfactory 0
 Disappointed 0
 7



100 % respondents labeled the utilization of the project by the teacher as part of the curriculum very good. 57% found excellent.

13. Student Teacher Relationship:

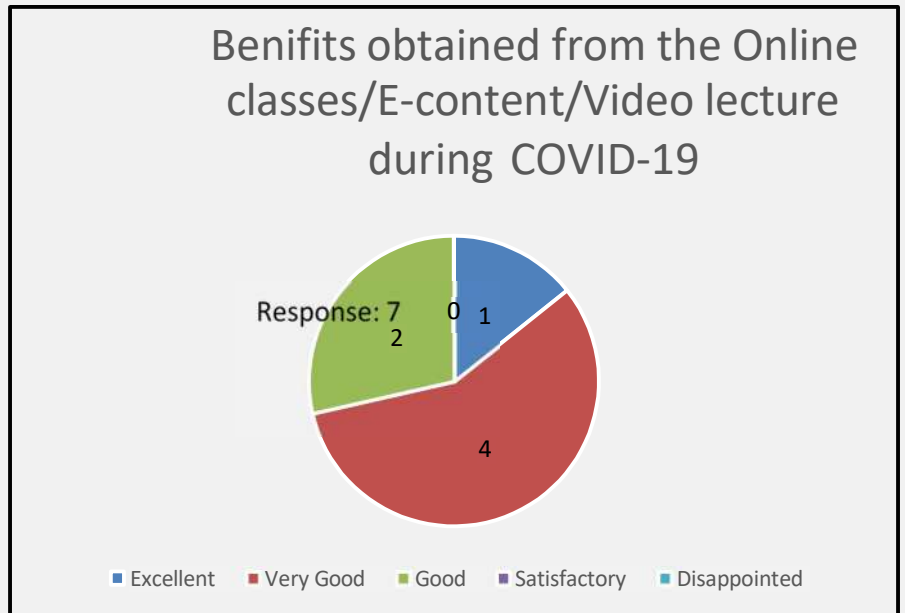
Excellent	4
Very Good	2
Good	1
Satisfactory	0
Disappointed	0
	7



100 % respondents found Student Teacher Relationship good, 86% very good and excellent.

14. Beneficiality of the online Lectures and content during Covid-19:

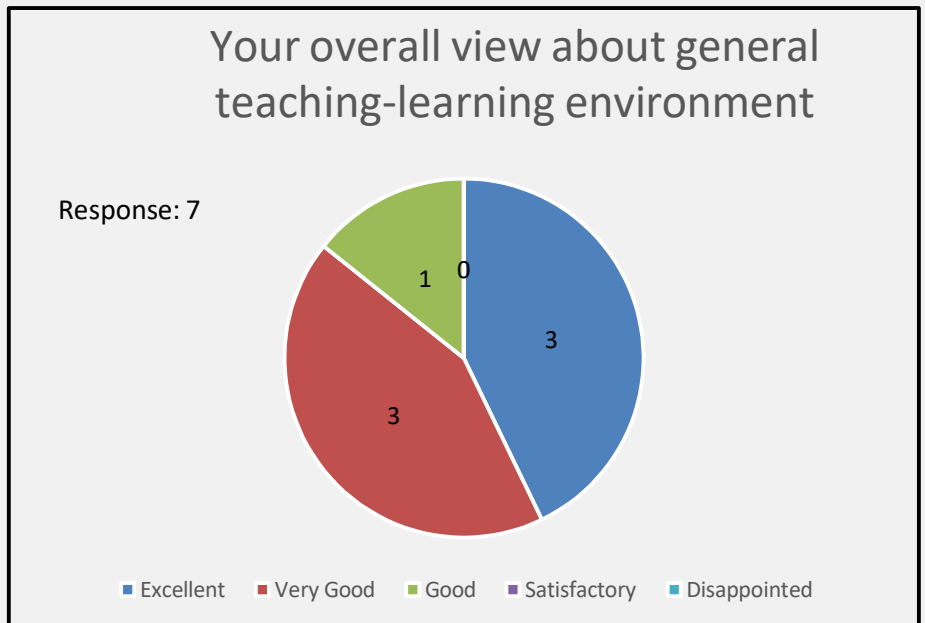
Excellent	1
Very Good	4
Good	2
Satisfactory	0
Disappointed	0
	7



100 % respondents found the online Lectures and content provided by the Teacher during Covid-19 good. 71% awarded very good and excellent.

15. Overall Teaching Learning Environment:

Excellent	3
Very Good	3
Good	1
Satisfactory	0
Disappointed	0
	7



100 % respondents found Overall Teaching Learning Environment of the Teacher good. 86% found very good and excellent.

APPRAISAL: Sample size too small to be assessed.

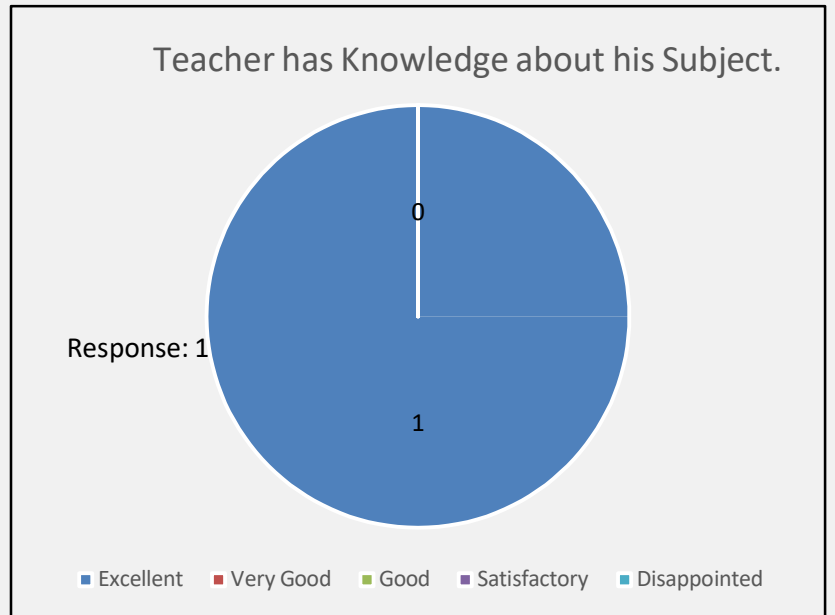
Department of Geography

Name of Teacher: Dr. Meenakshi Verma

1. Subject knowledge:

Excellent
Very Good
Good
Satisfactory
Disappointed

1
0
0
0
0
1

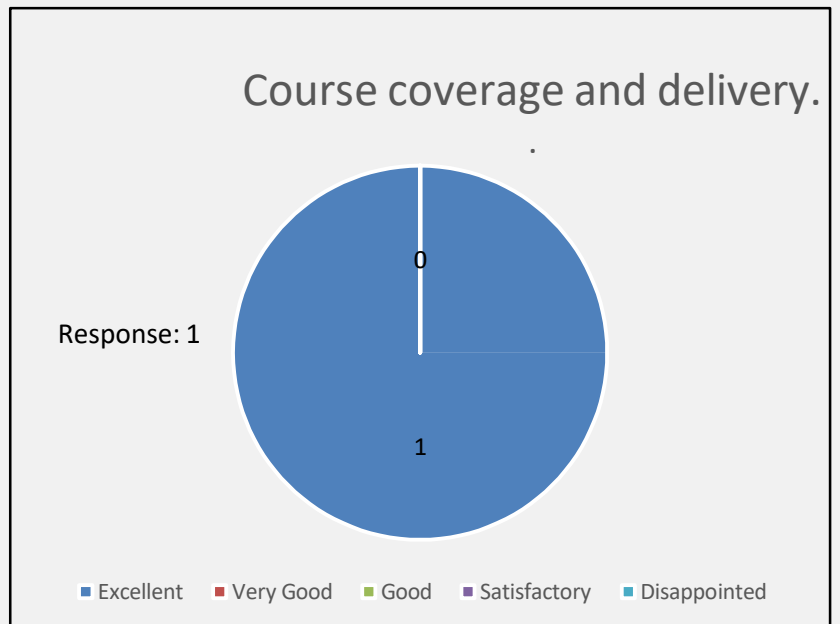


100 % respondents found the Teacher's subject knowledge excellent.

2. Course coverage and delivery:

Excellent
Very Good
Good
Satisfactory
Disappointed

1
0
0
0
0
1

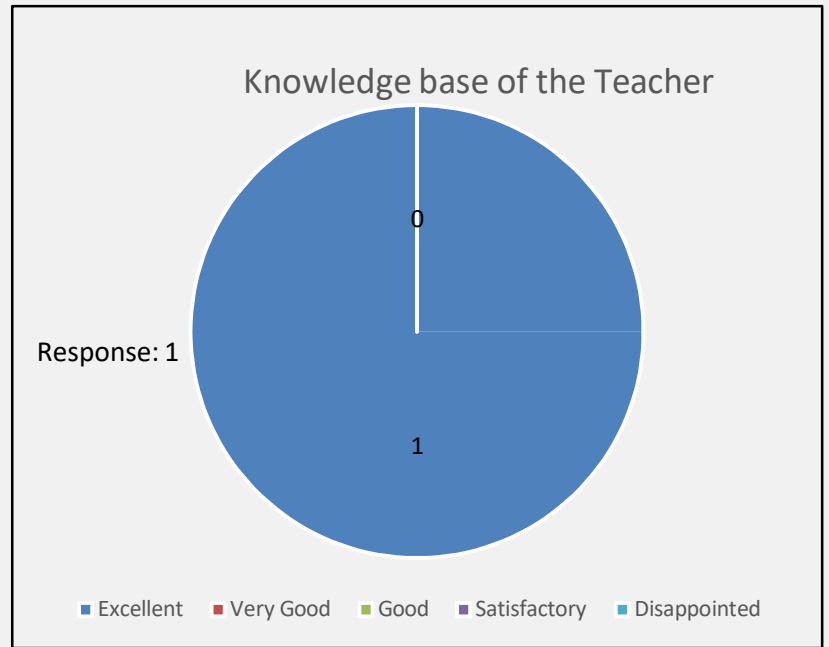


100 % respondents rated the Teacher's Course coverage and delivery excellent.

3. Knowledge Base:

Excellent
Very Good
Good
Satisfactory
Disappointed

1
0
0
0
0
1

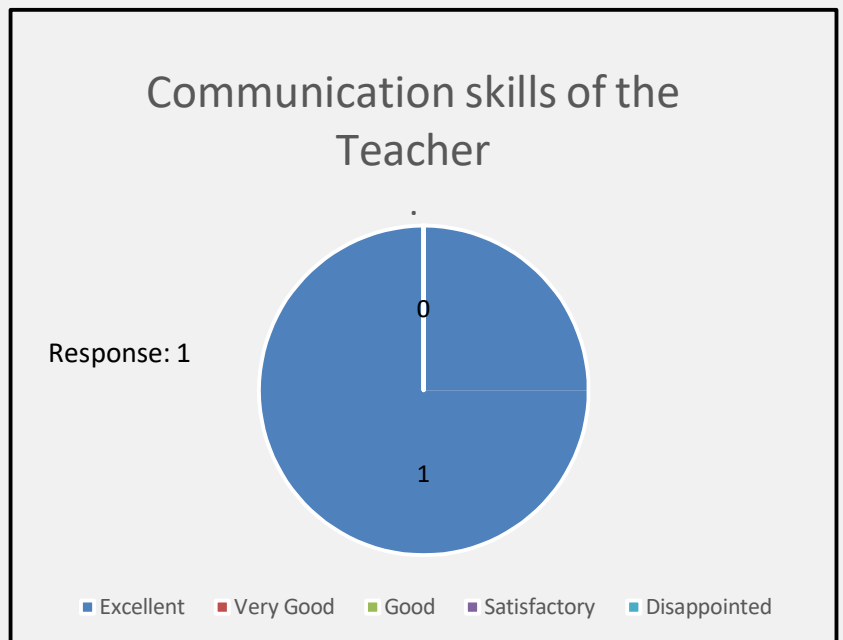


100 % respondents found the Teacher's Knowledge base excellent.

4. Communication Skills:

Excellent
Very Good
Good
Satisfactory
Disappointed

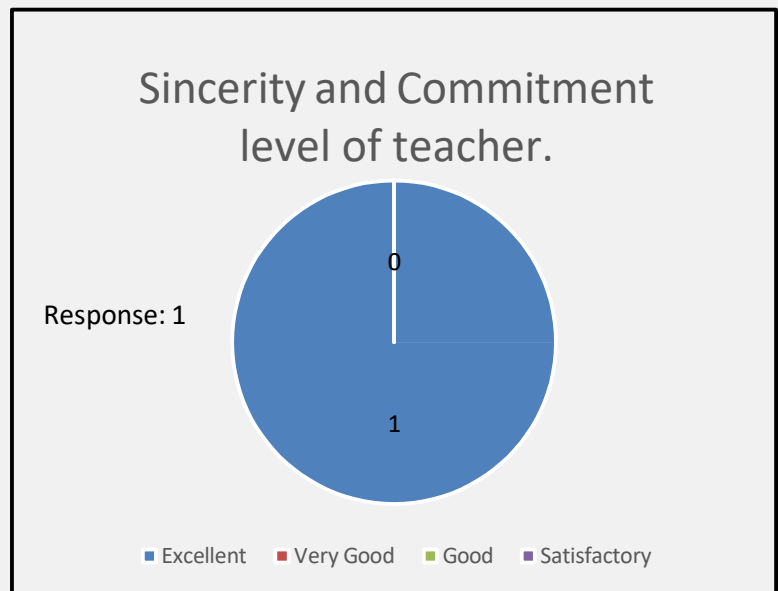
1
0
0
0
0
1



100 % respondents found the Teacher's Communication Skills excellent.

5. Sincerity and Commitment level:

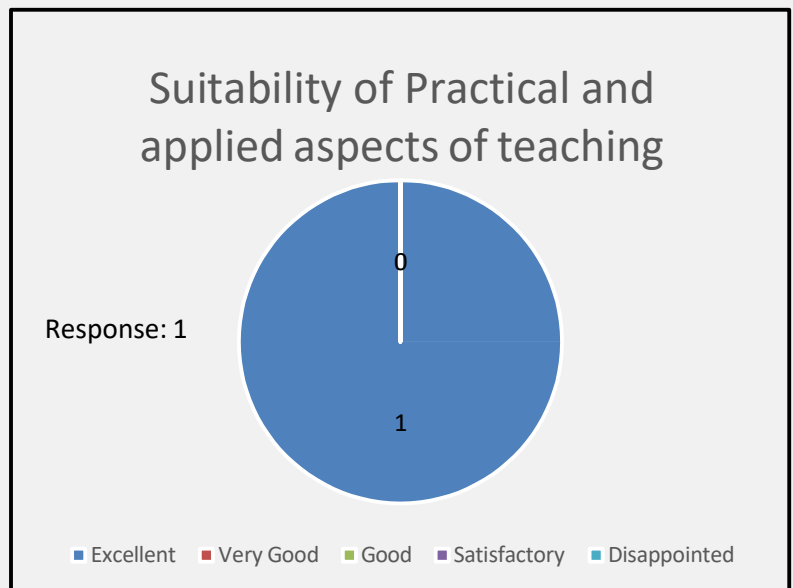
Excellent	1
Very Good	0
Good	0
Satisfactory	0
Disappointed	0
	1



100 % respondents found the Teacher's Sincerity and Commitment level to be excellent.

6. Applied Aspects of Teaching:

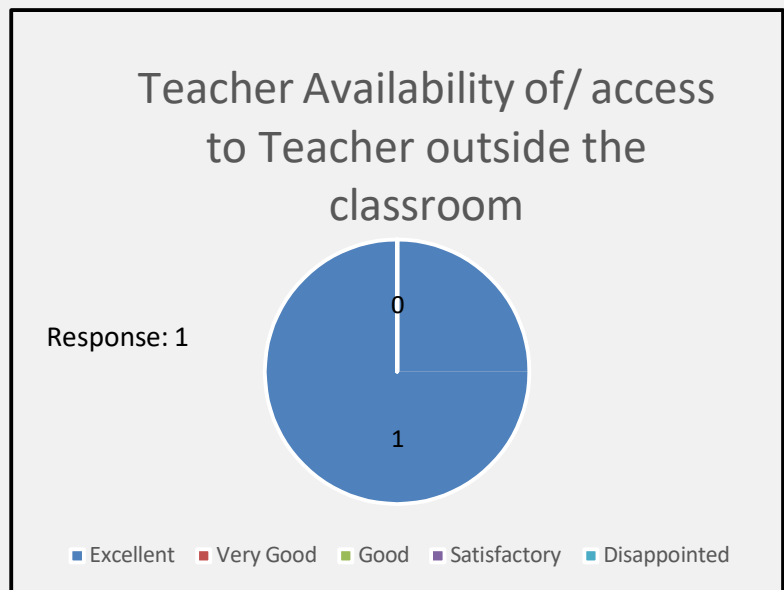
Excellent	1
Very Good	0
Good	0
Satisfactory	0
Disappointed	0
	1



100 % respondents found the Teacher's Applied Aspects of Teaching excellent.

7. Off Classroom Accessibility:

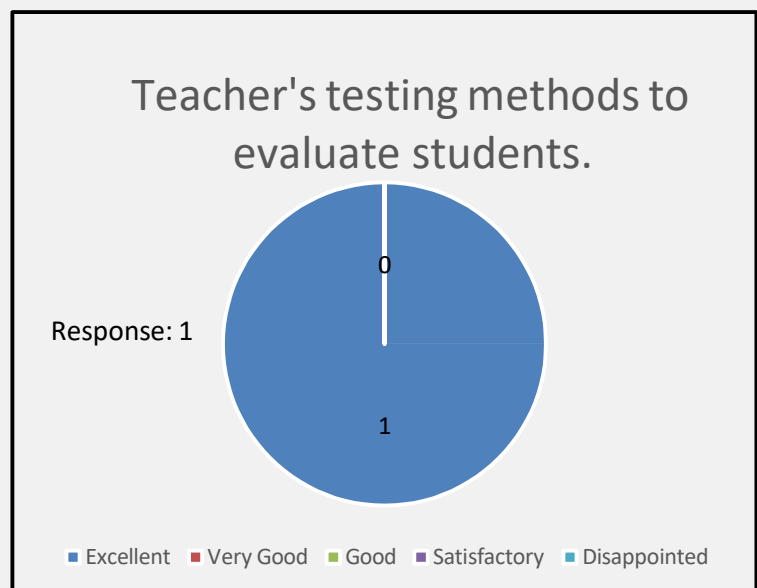
Excellent	1
Very Good	0
Good	0
Satisfactory	0
Disappointed	0
	1



100 % respondents found Off Classroom Accessibility of the Teacher excellent.

8. Evaluation Methods:

Excellent	1
Very Good	0
Good	0
Satisfactory	0
Disappointed	0
	1

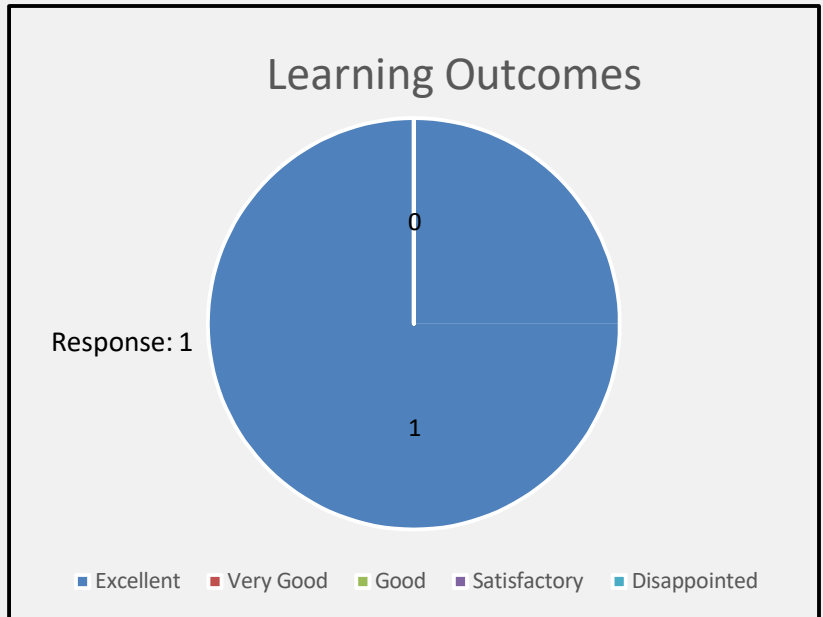


100 % respondents found Evaluation Methods used by the Teacher excellent.

9. Learning Outcomes:

Excellent	1
Very Good	0
Good	0
Satisfactory	0
Disappointed	0

1

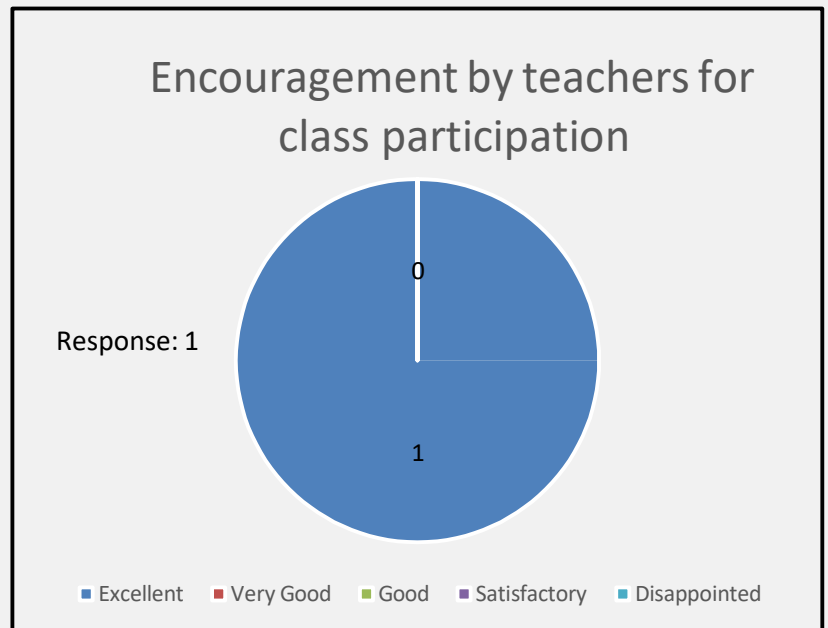


100 % respondents found the Learning Outcomes of the teaching excellent.

10. Encouraging Class Participation:

Excellent	1
Very Good	0
Good	0
Satisfactory	0
Disappointed	0

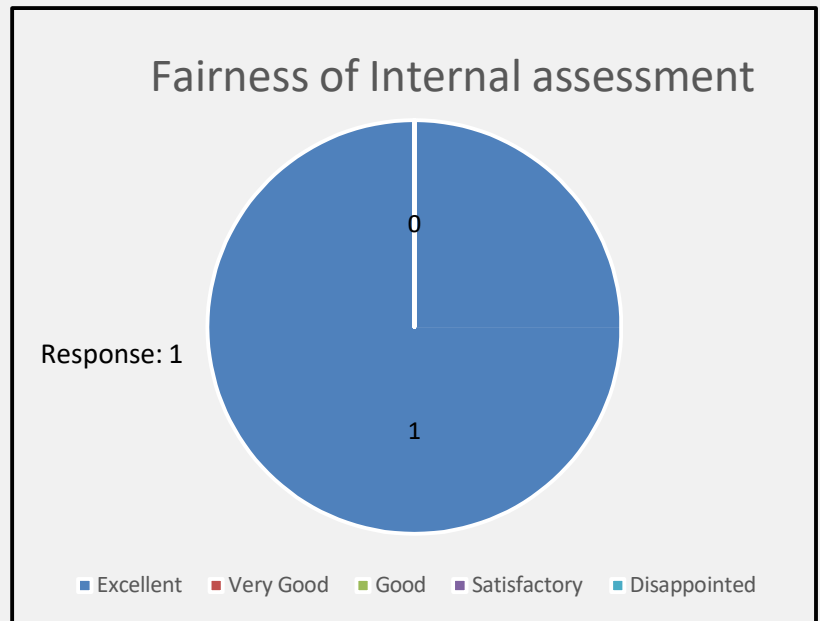
1



100 % respondents found Encouragement for the Class Participation by the Teacher excellent.

11. Fairness in Internal Assessment:

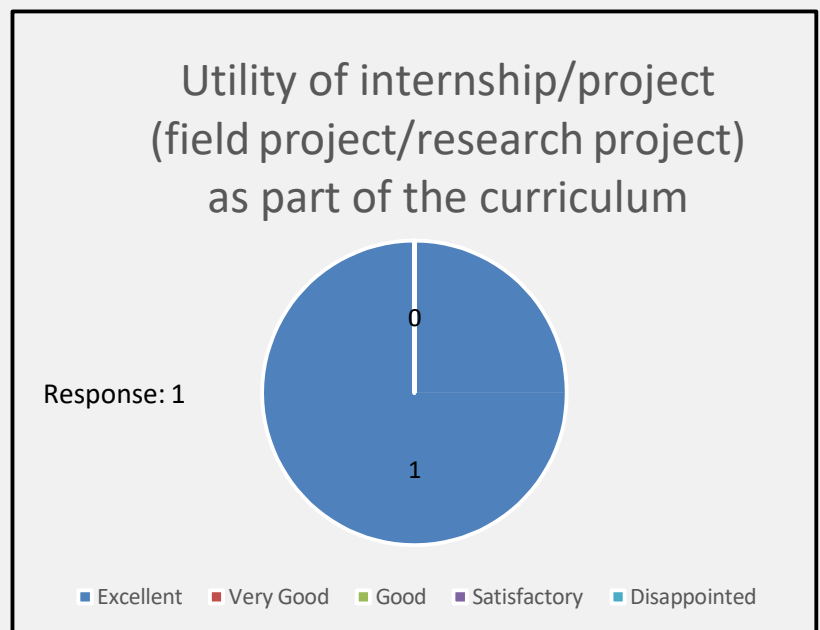
Excellent	1
Very Good	0
Good	0
Satisfactory	0
Disappointed	0
	1



100 % of the students found the teacher excellent in the Fairness in Internal Assessment.

12. Internship / Project as part of the curriculum:

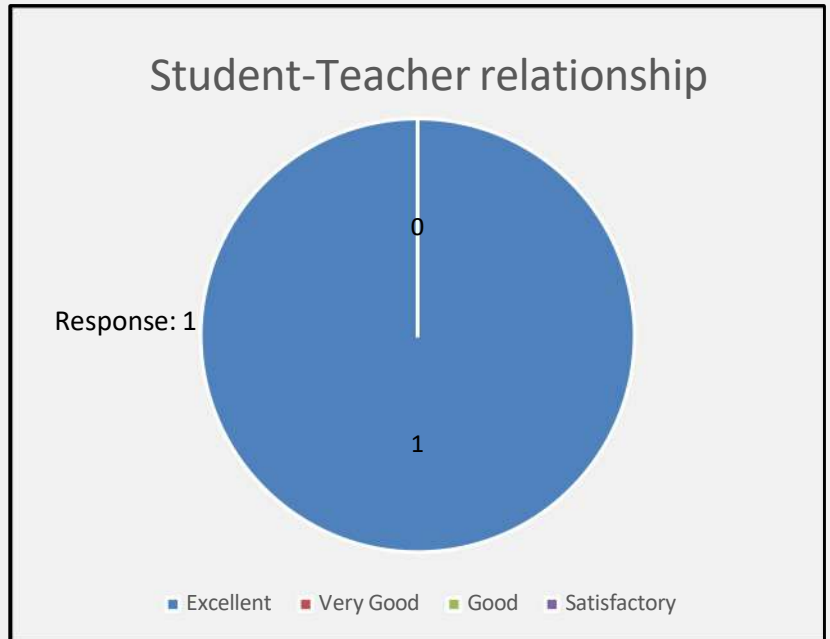
Excellent	1
Very Good	0
Good	0
Satisfactory	0
Disappointed	0
	1



100 % respondents labeled the utilization of the Internship / project by the teacher as part of the curriculum excellent.

13. Student Teacher Relationship:

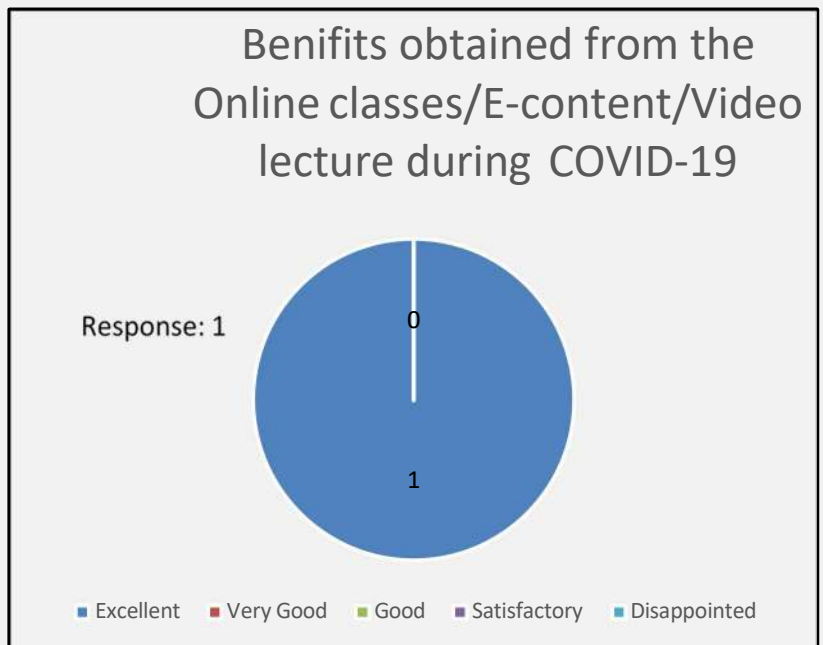
Excellent	1
Very Good	0
Good	0
Satisfactory	0
Disappointed	0
	1



100 % respondents found Student Teacher Relationship excellent.

14. Beneficiality of the online Lectures and content during Covid-19:

Excellent	1
Very Good	0
Good	0
Satisfactory	0
Disappointed	0
	1

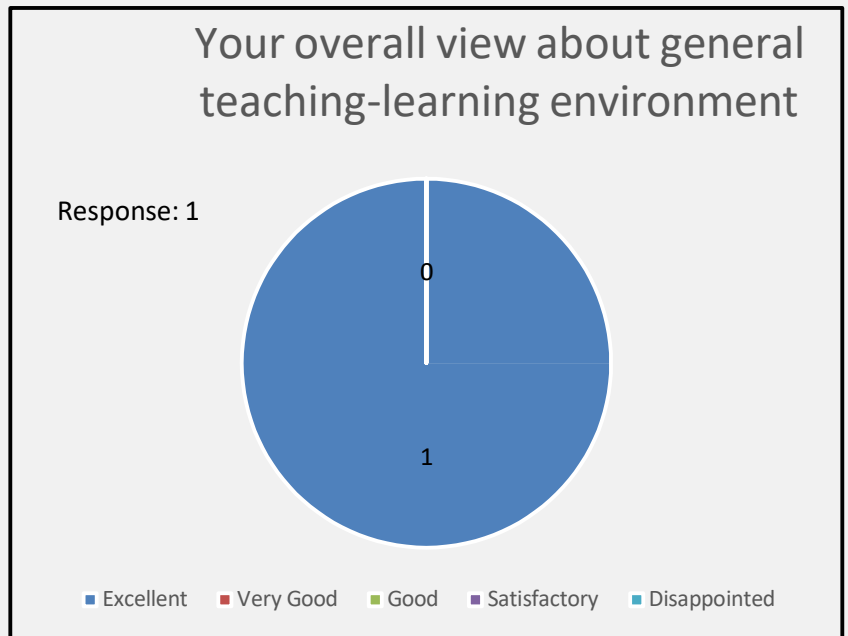


100 % respondents found the online Lectures and content provide by the teacher during Covid-19 excellent.

15. Overall Teaching Learning Environment:

Excellent
Very Good
Good
Satisfactory
Disappointed

1
0
0
0
0
1



100 % respondents found Overall Teaching Learning Environment of the Teacher excellent.

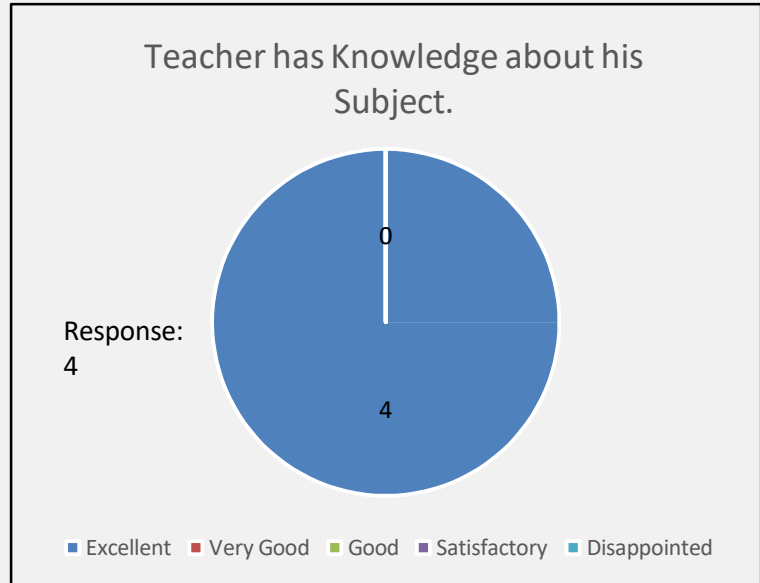
APPRAISAL: Sample size too small to be assessed.

Department of Geography

Name of Teacher: Dr. Mamta Rawat

1. Subject knowledge:

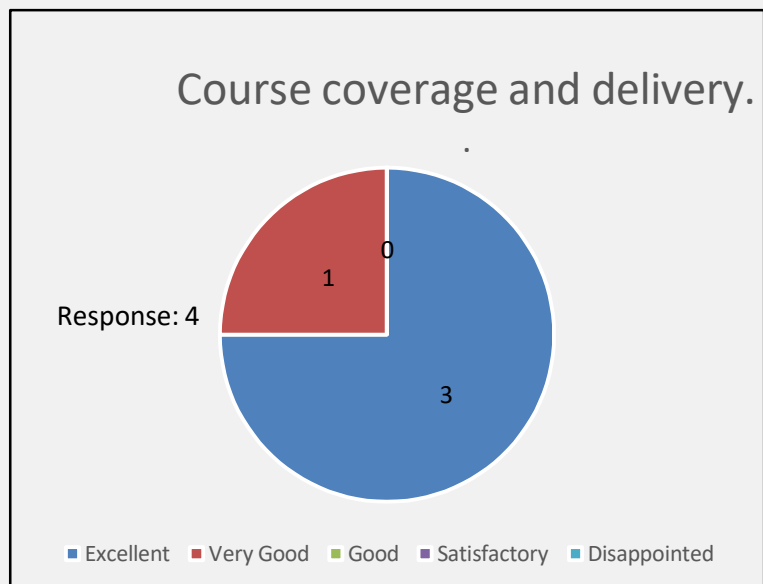
Excellent	4
Very Good	0
Good	0
Satisfactory	0
Disappointed	0
	4



100 % respondents found the Teacher's subject knowledge excellent.

2. Course coverage and delivery:

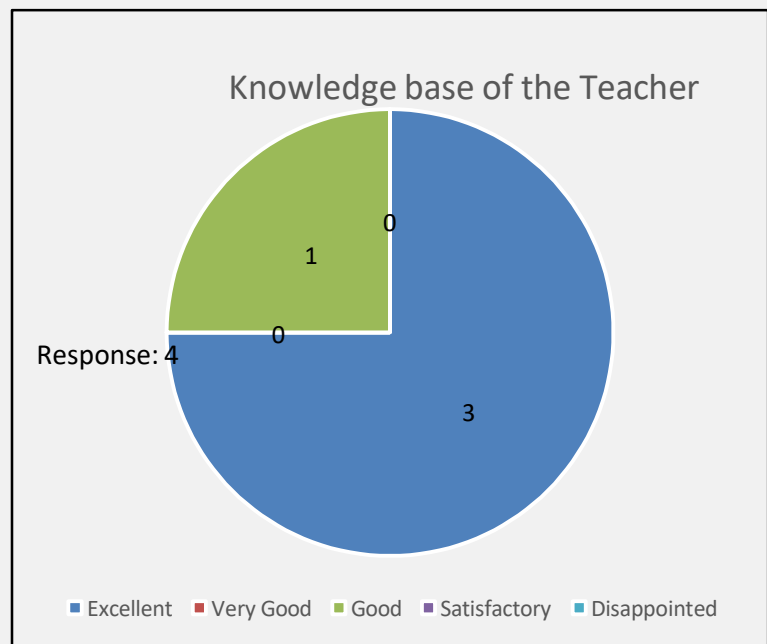
Excellent	3
Very Good	1
Good	0
Satisfactory	0
Disappointed	0
	4



100 % respondents rated the Teacher's Course coverage and delivery very good and 75% ranked it excellent.

3. Knowledge Base:

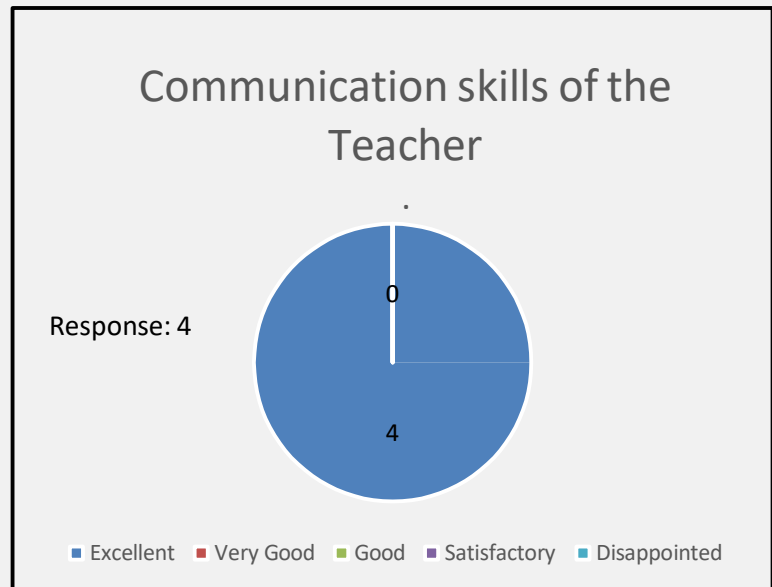
Excellent	3
Very Good	0
Good	1
Satisfactory	0
Disappointed	0
	4



100 % respondents found the Teacher's Knowledge base good and 75% awarded excellent.

4. Communication Skills:

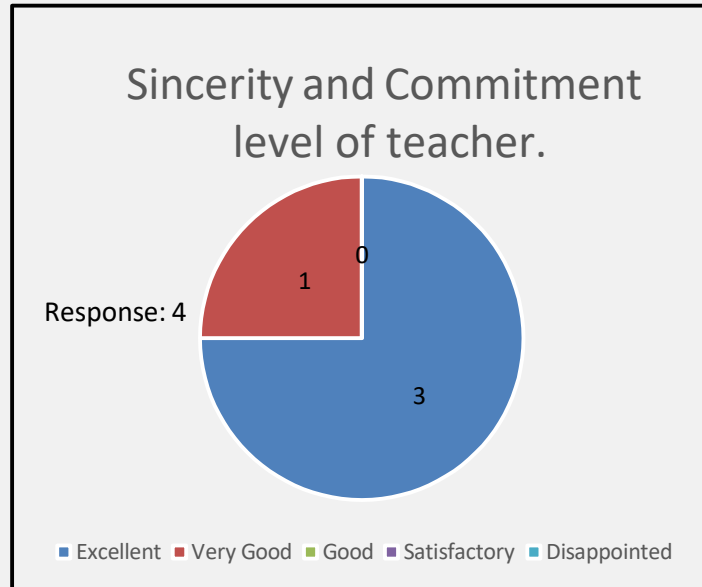
Excellent	4
Very Good	0
Good	0
Satisfactory	0
Disappointed	0
	4



100 % respondents found the Teacher's Communication Skills to be excellent.

5. Sincerity and Commitment level:

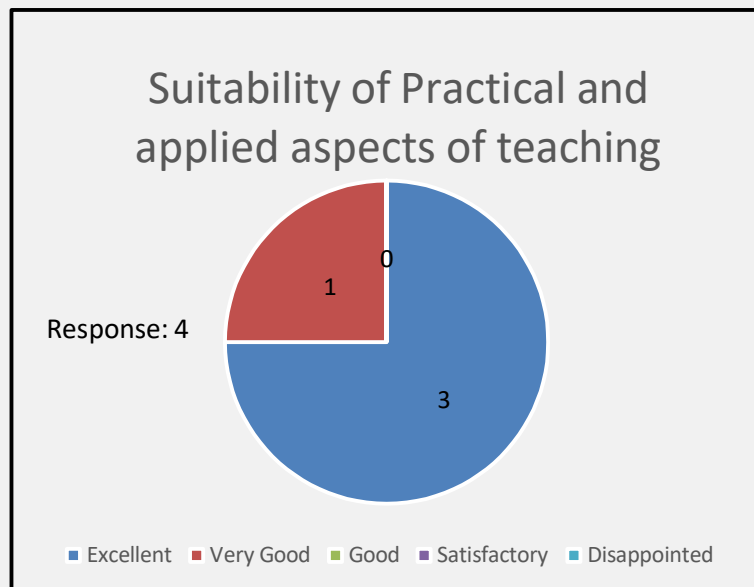
Excellent	3
Very Good	1
Good	0
Satisfactory	0
Disappointed	0
	4



100 % respondents found the Teacher’s Sincerity and Commitment level to be very good and 75% labeled it excellent.

6. Applied Aspects of Teaching:

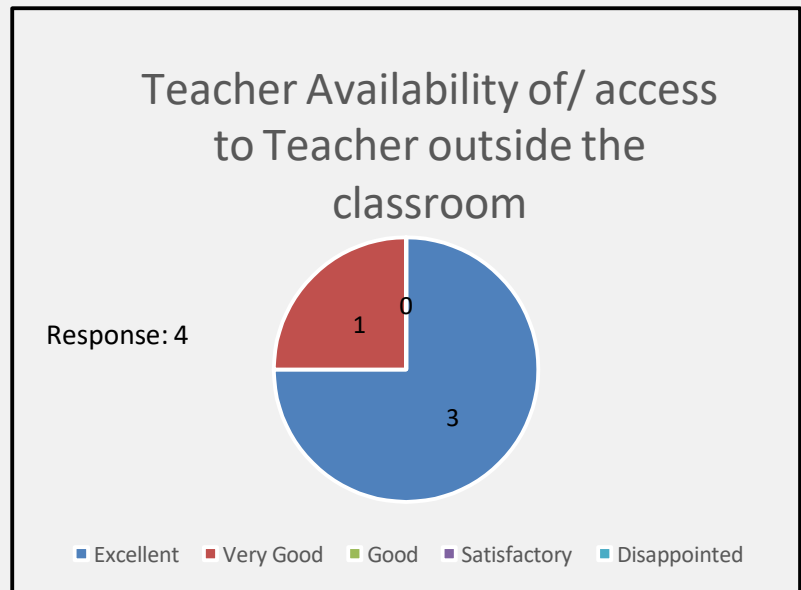
Excellent	3
Very Good	1
Good	0
Satisfactory	0
Disappointed	0
	4



100 % respondents found the Teacher’s Applied Aspects of Teaching very good and 75% excellent.

7. Off Classroom Accessibility:

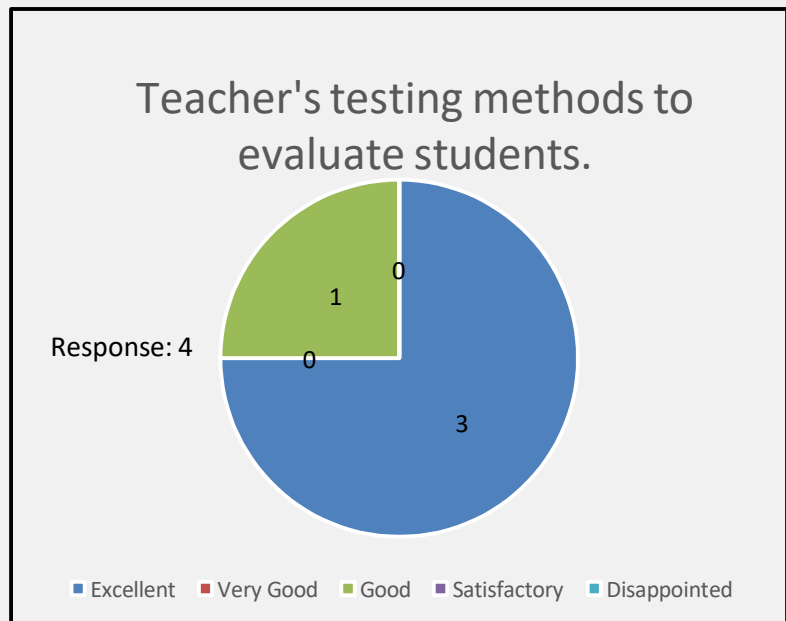
Excellent	3
Very Good	1
Good	0
Satisfactory	0
Disappointed	0
	4



100 % respondents found Off Classroom Accessibility of the Teacher very good and 75% graded excellent.

8. Evaluation Methods:

Excellent	3
Very Good	0
Good	1
Satisfactory	0
Disappointed	0
	4



100 % respondents found Evaluation Methods of the Teacher good and 75% classed it excellent.

9. Learning Outcomes:

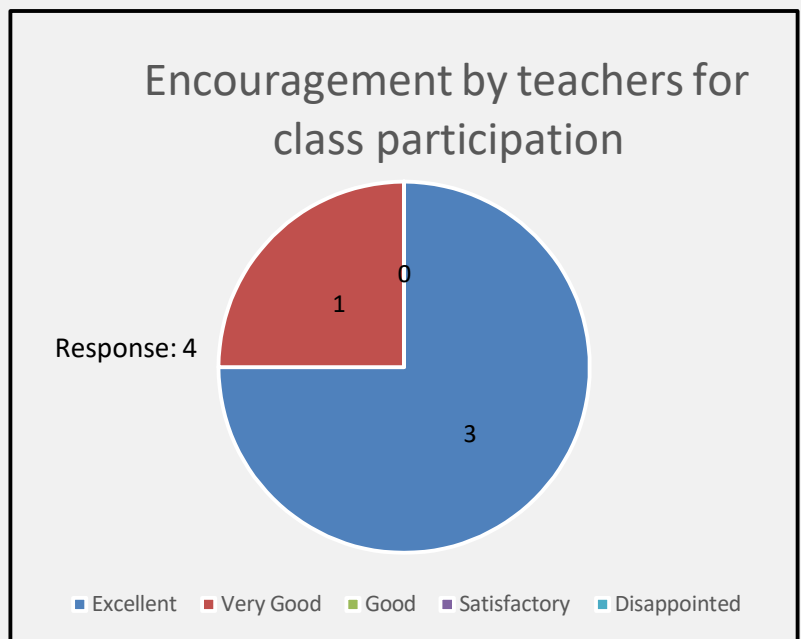
Excellent	4
Very Good	0
Good	0
Satisfactory	0
Disappointed	0
	4



100 % respondents found the Learning Outcomes of the teaching excellent.

10. Encouraging Class Participation:

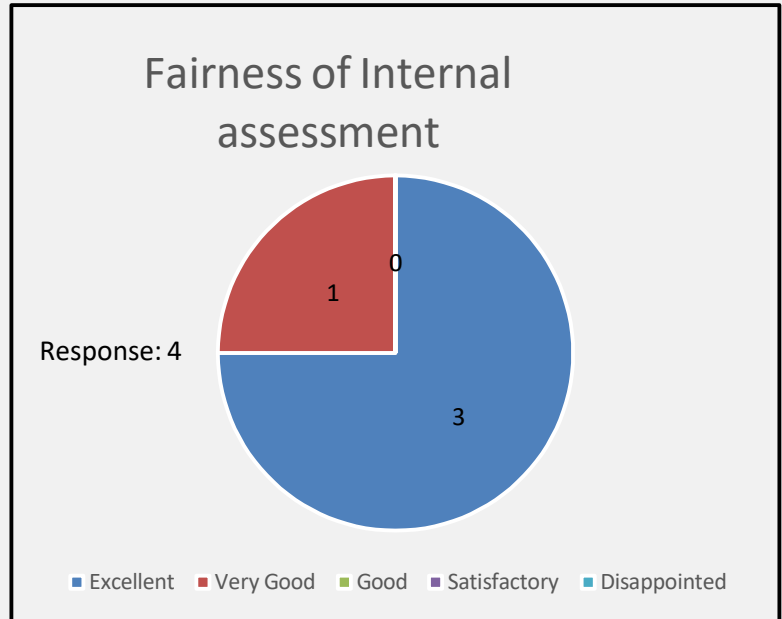
Excellent	3
Very Good	1
Good	0
Satisfactory	0
Disappointed	0
	4



100 % respondents found Encouragement for the Class Participation by the Teacher very good and 75% excellent.

11. Fairness in Internal Assessment:

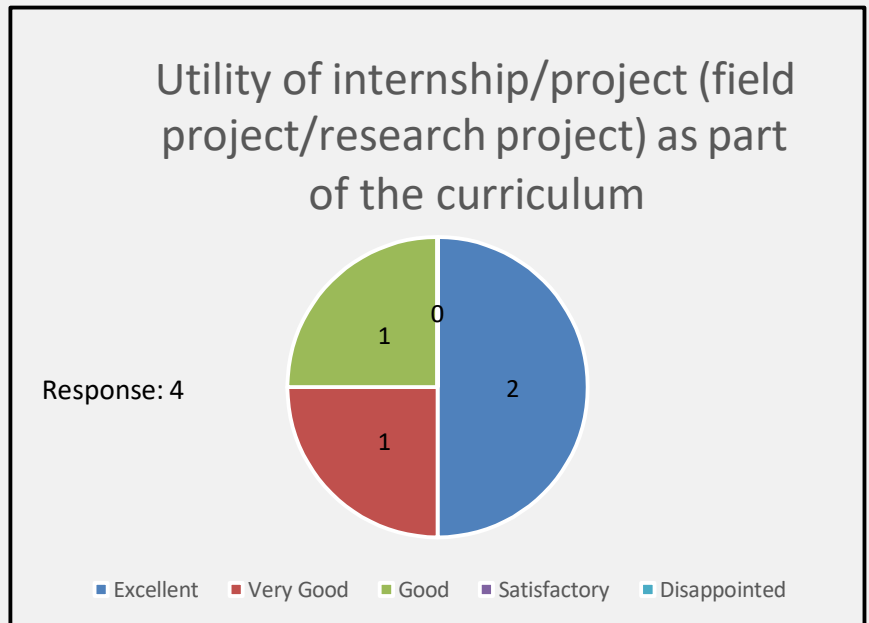
Excellent	3
Very Good	1
Good	0
Satisfactory	0
Disappointed	0
	4



100 % of the students found the teacher good in the Fairness in Internal Assessment 75% placed it at very good and excellent.

12. Internship / Project as part of the curriculum:

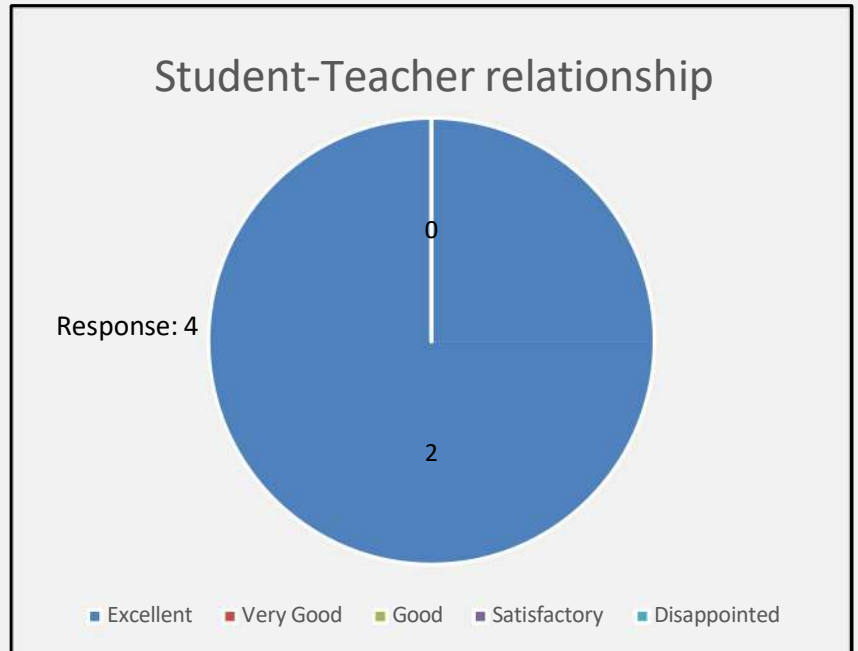
Excellent	2
Very Good	1
Good	1
Satisfactory	0
Disappointed	0
	4



100 % respondents labeled the utilization of the Internship /project by the teacher as part of the curriculum good, 75% categorized it very good and excellent.

13. Student Teacher Relationship:

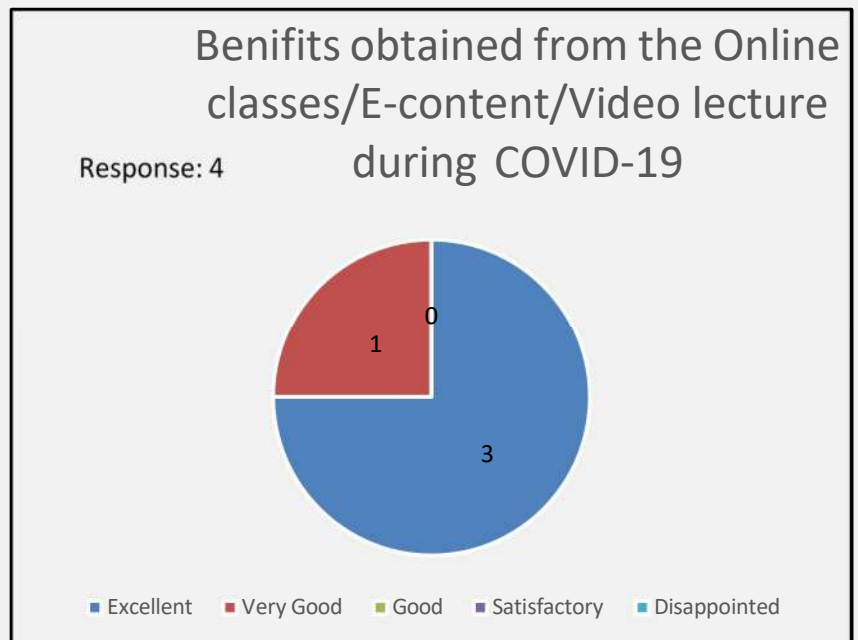
Excellent	4
Very Good	0
Good	0
Satisfactory	0
Disappointed	0
	4



100 % respondents found Student Teacher Relationship excellent.

14. Beneficiality of the online Lectures and content during Covid-19:

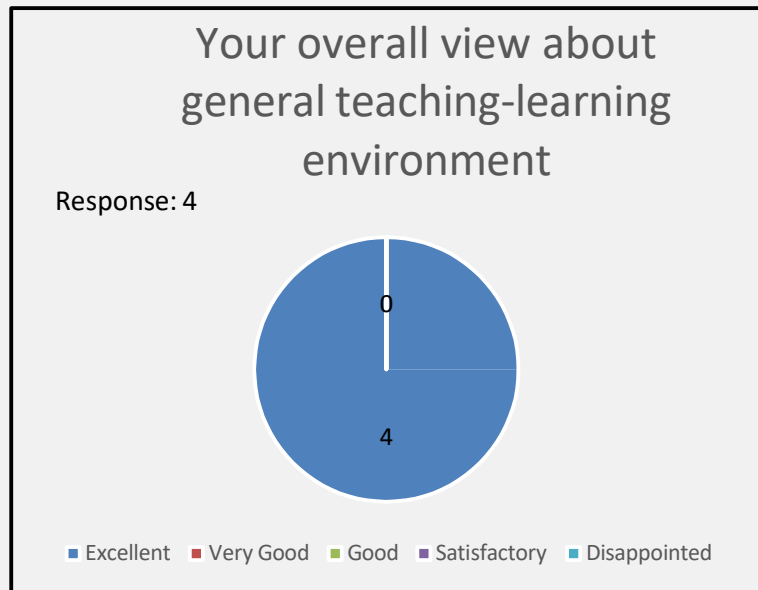
Excellent	3
Very Good	1
Good	0
Satisfactory	0
Disappointed	0
	4



100 % respondents found the online Lectures and content provided by the teacher during Covid-19 to be very good and 75% marked it excellent.

15. Overall Teaching Learning Environment:

Excellent	4
Very Good	0
Good	0
Satisfactory	0
Disappointed	0
	4



100 % respondents found Overall Teaching Learning Environment of the Teacher excellent.

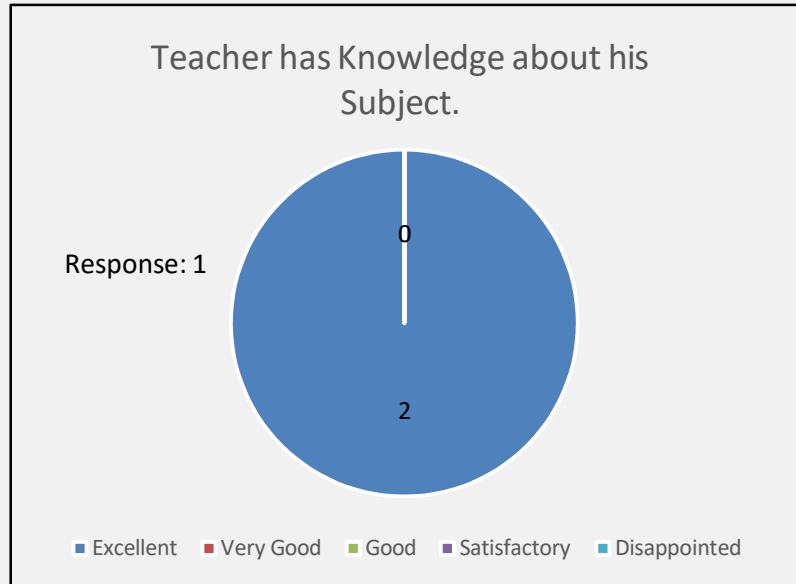
APPRAISAL: sample size too small to be assessed.

Department of Geography

Name of Teacher: Dr. Kishore Chauhan

1. Subject knowledge:

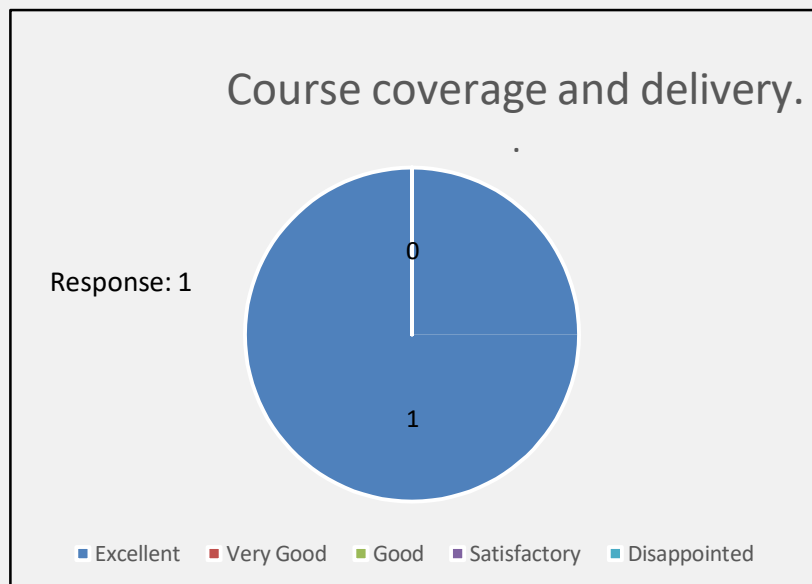
Excellent	1
Very Good	0
Good	0
Satisfactory	0
Disappointed	0
	1



100 % respondents found the Teacher's subject knowledge excellent.

2. Course coverage and delivery:

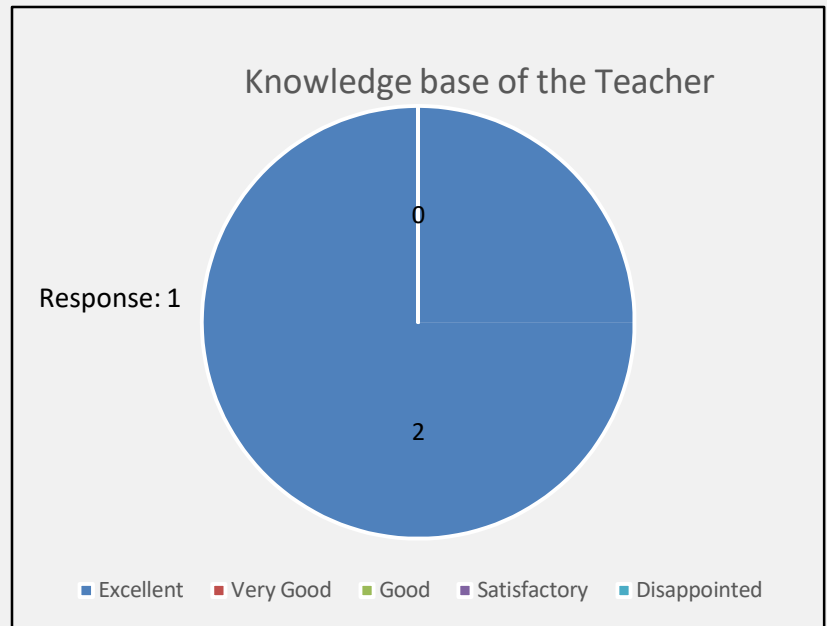
Excellent	1
Very Good	0
Good	0
Satisfactory	0
Disappointed	0
	1



100 % respondents rated the Teacher's Course coverage and delivery excellent.

3. Knowledge Base:

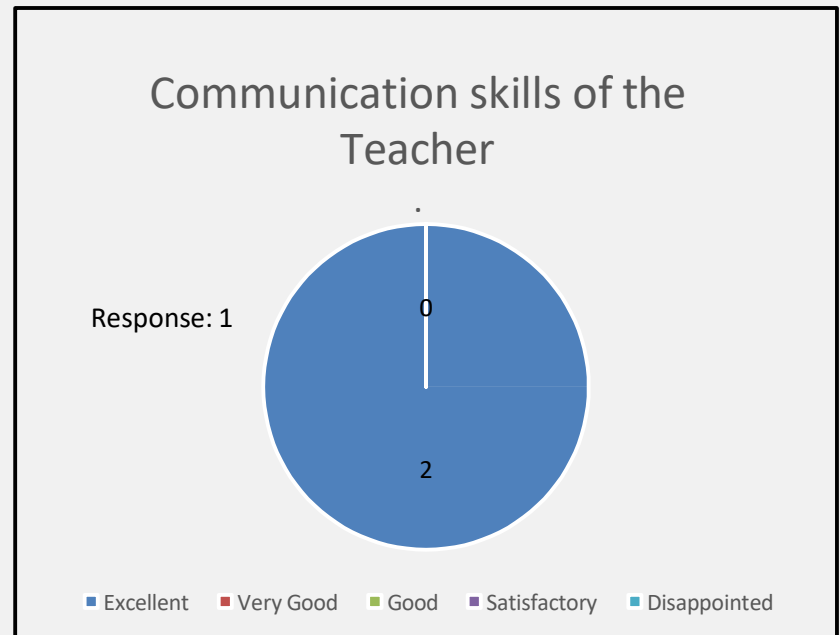
Excellent	1
Very Good	0
Good	0
Satisfactory	0
Disappointed	0
	1



100 % respondents found the Teacher's Knowledge base excellent.

4. Communication Skills:

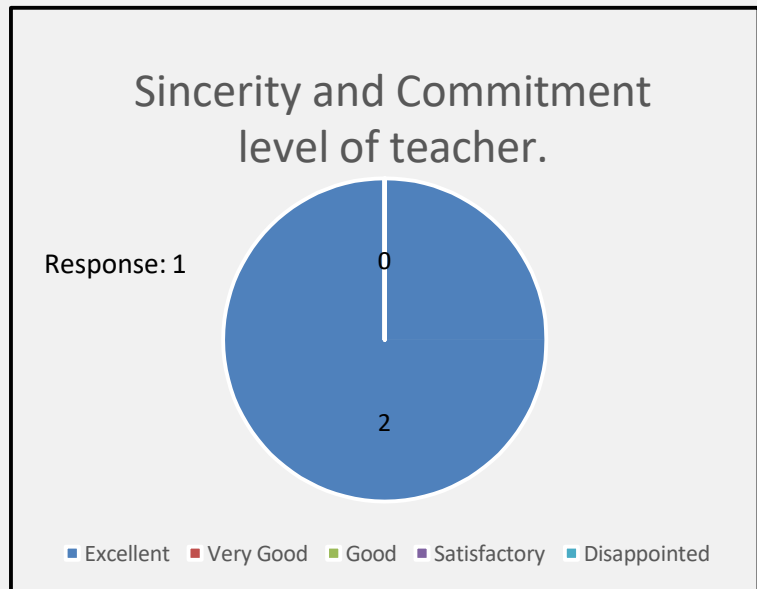
Excellent	1
Very Good	0
Good	0
Satisfactory	0
Disappointed	0
	1



100 % respondents found the Teacher's Communication Skills excellent.

5. Sincerity and Commitment level:

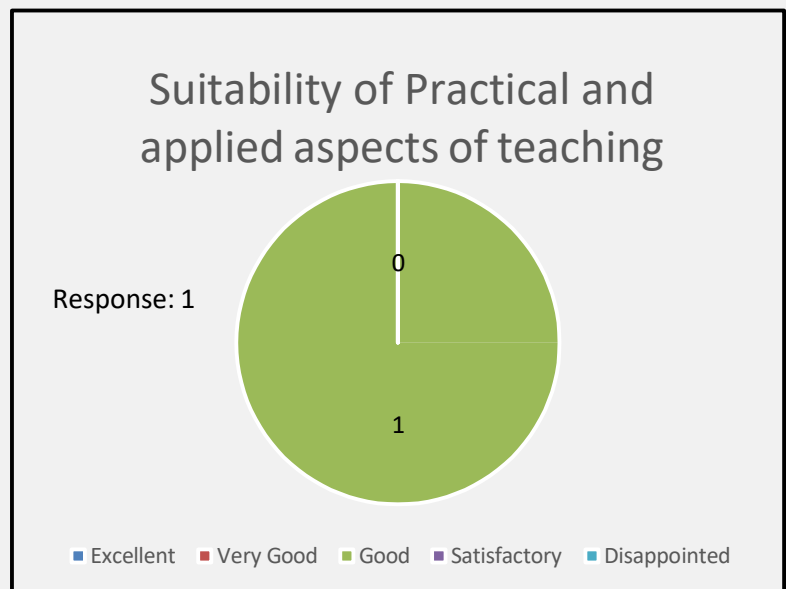
Excellent	1
Very Good	0
Good	0
Satisfactory	0
Disappointed	0
	1



100 % respondents found the Teacher's Sincerity and Commitment level to be excellent.

6. Applied Aspects of Teaching:

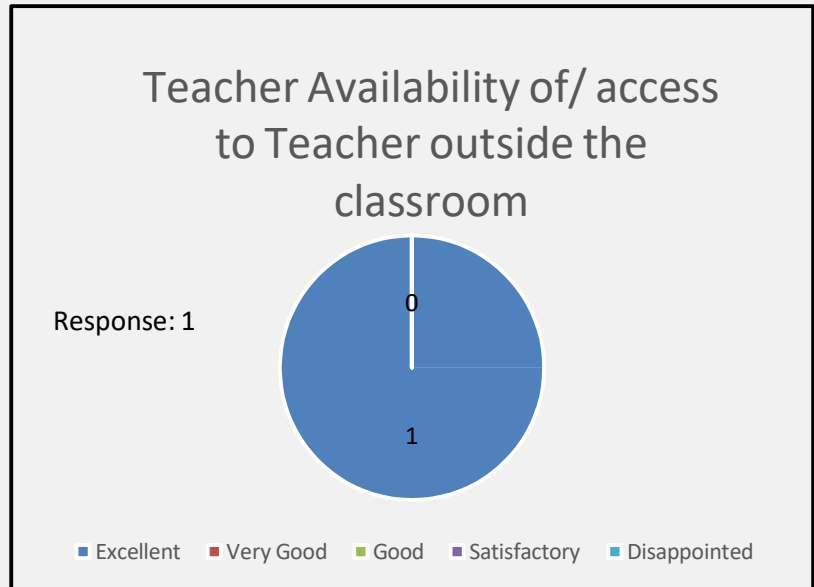
Excellent	0
Very Good	0
Good	1
Satisfactory	0
Disappointed	0
	1



100 % respondents found the Teacher's Applied Aspects of Teaching good.

7. Off Classroom Accessibility:

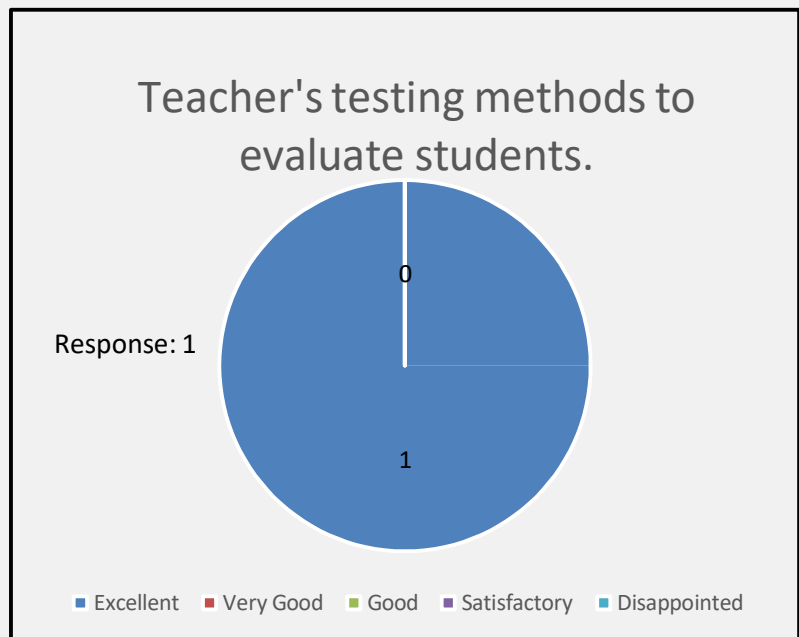
Excellent	1
Very Good	0
Good	0
Satisfactory	0
Disappointed	0
	1



100 % respondents found Off Classroom Accessibility of the Teacher excellent.

8. Evaluation Methods:

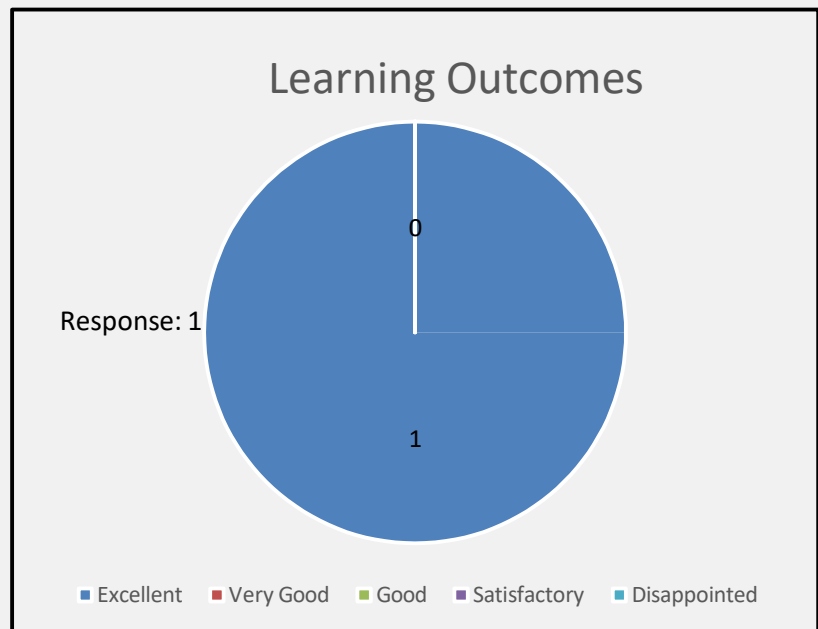
Excellent	1
Very Good	0
Good	0
Satisfactory	0
Disappointed	0
	1



100 % respondents found Evaluation Methods of the Teacher excellent.

9. Learning Outcomes:

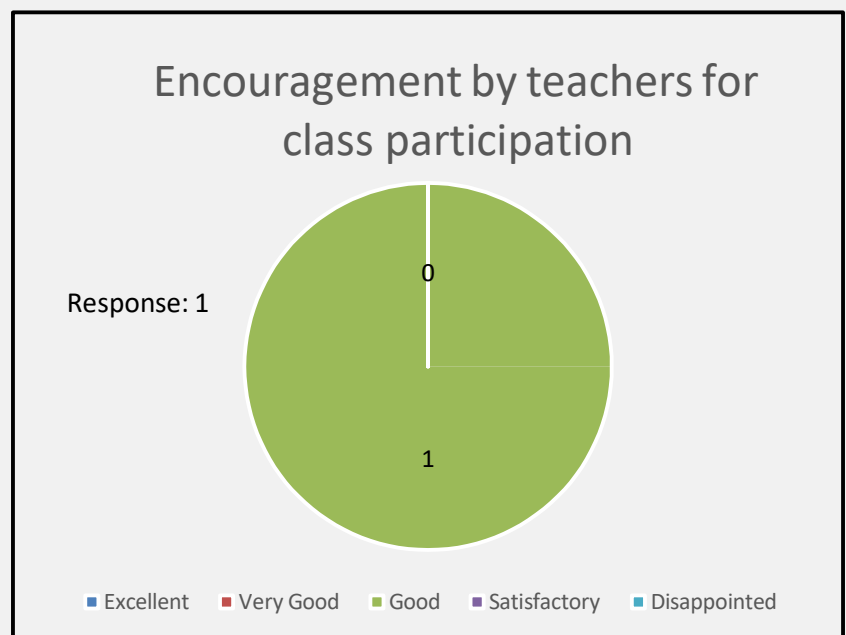
Excellent	1
Very Good	0
Good	0
Satisfactory	0
Disappointed	0
	1



100 % respondents found the Learning Outcomes of the teaching excellent.

10. Encouraging Class Participation:

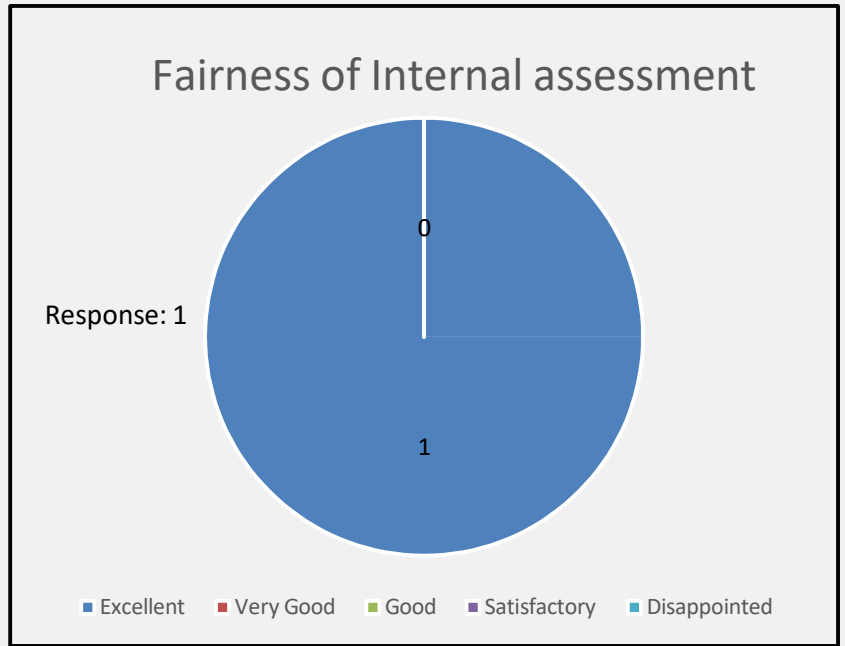
Excellent	0
Very Good	0
Good	1
Satisfactory	0
Disappointed	0
	1



100 % respondents found encouragement for the Class participation by the Teacher excellent.

11. Fairness in Internal Assessment:

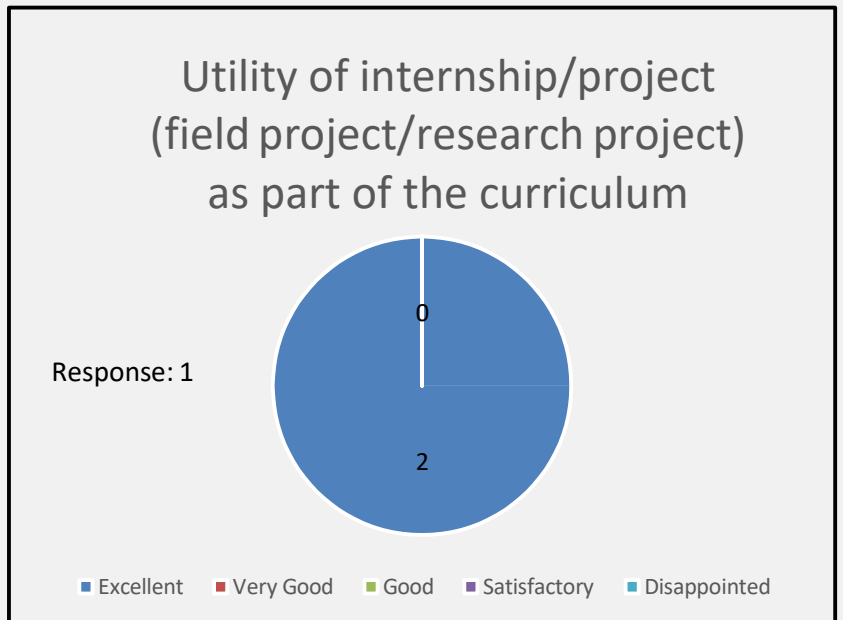
Excellent	1
Very Good	0
Good	0
Satisfactory	0
Disappointed	0
	1



100 % of the students found the teacher excellent in the Fairness in Internal Assessment.

12. Internship / Project as part of the curriculum:

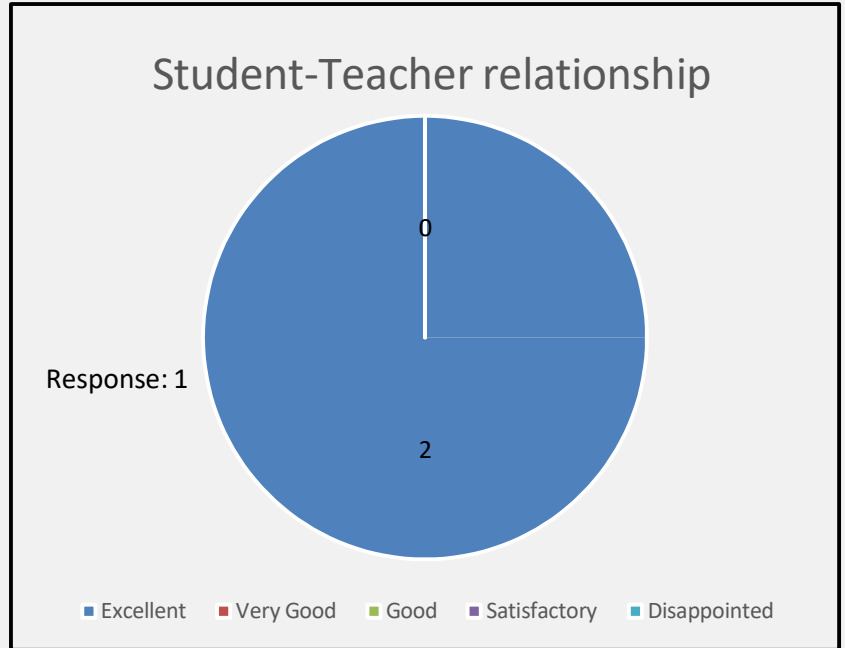
Excellent	1
Very Good	0
Good	0
Satisfactory	0
Disappointed	0
	1



100 % respondents labeled the utilization of the internship/project by the teacher as part of the curriculum excellent.

13. Student Teacher Relationship:

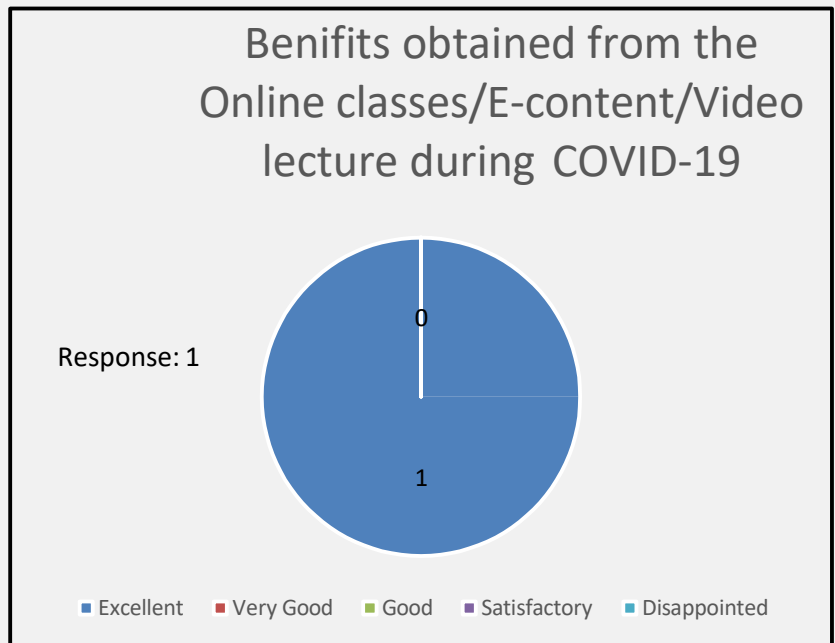
Excellent	1
Very Good	0
Good	0
Satisfactory	0
Disappointed	0
	1



100 % respondents found Student Teacher Relationship excellent.

14. Beneficiality of the online Lectures and content during Covid-19:

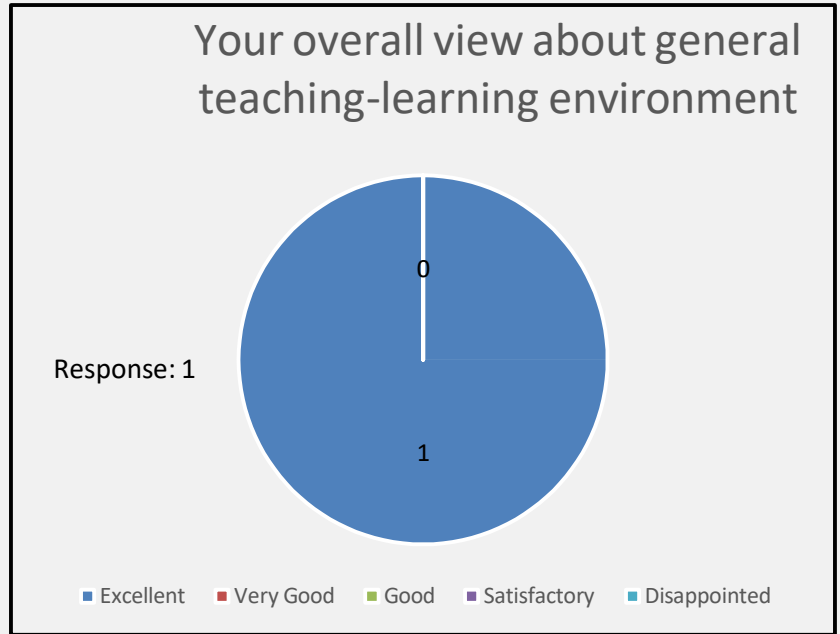
Excellent	1
Very Good	0
Good	0
Satisfactory	0
Disappointed	0
	1



100 % respondents found the online Lectures and content provided by the teacher during Covid-19 excellent.

15. Overall Teaching Learning Environment:

Excellent	1
Very Good	0
Good	0
Satisfactory	0
Disappointed	0
	1



100 % respondents found Overall Teaching Learning Environment of the Teacher excellent.

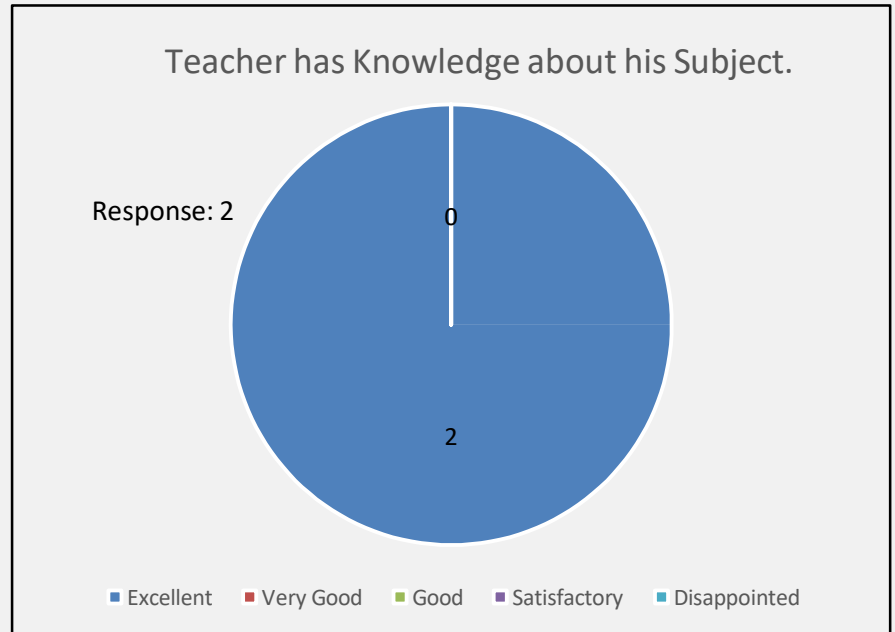
APPRAISAL: Same size too small to be assessed

Department of Sociology

Name of Teacher: Dr. Kavita Rani

1. Subject knowledge:

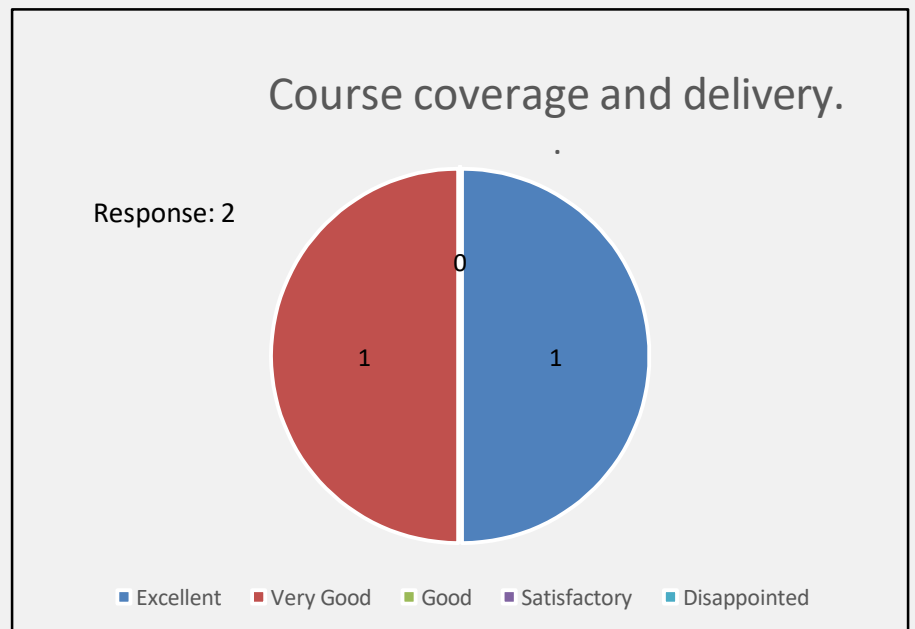
Excellent	2
Very Good	0
Good	0
Satisfactory	0
Disappointed	0
	2



100 % respondents found the Teacher's subject knowledge excellent.

2. Course coverage and delivery:

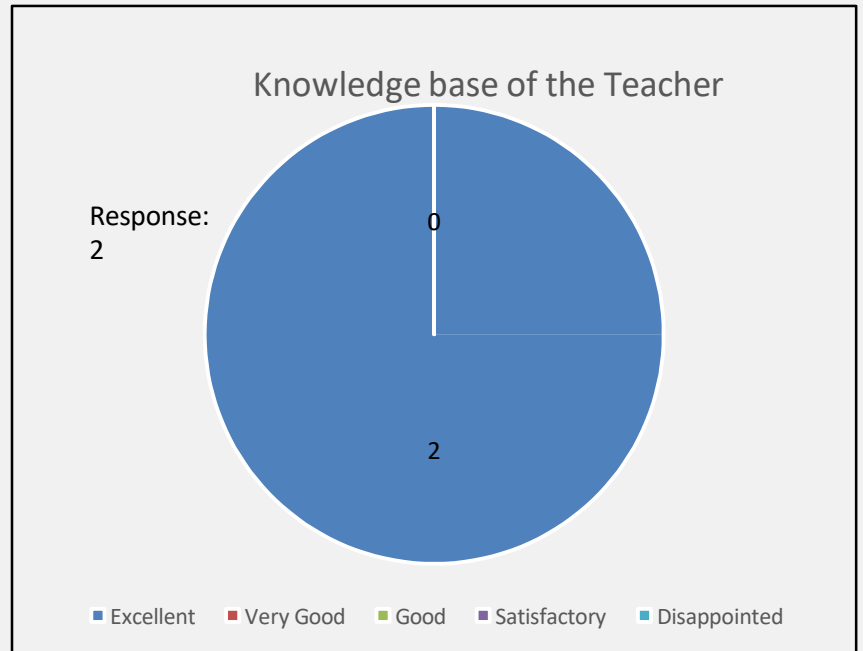
Excellent	1
Very Good	1
Good	0
Satisfactory	0
Disappointed	0
	2



100 % respondents rated the Teacher's Course coverage and delivery very good and 50% marked excellent.

3. Knowledge Base:

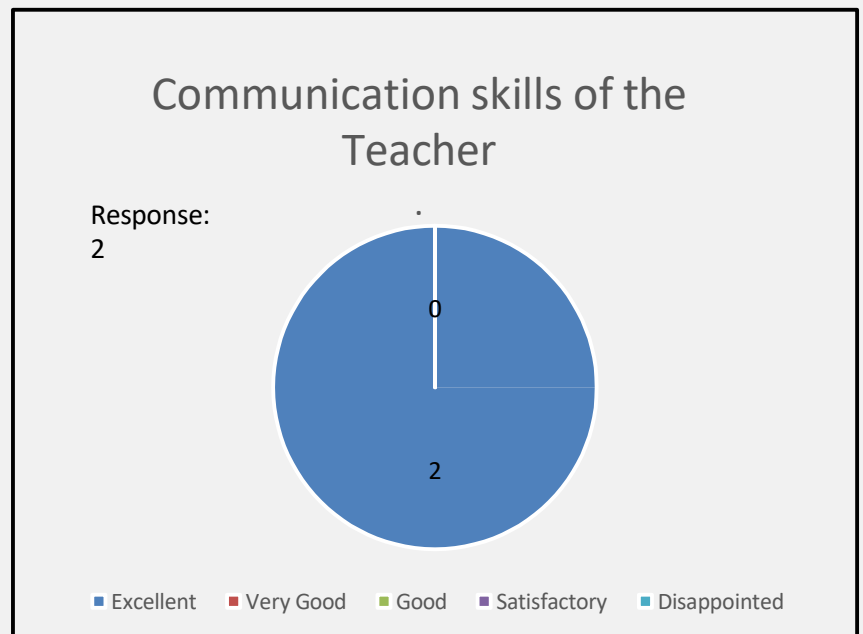
Excellent	2
Very Good	0
Good	0
Satisfactory	0
Disappointed	0
	2



100 % respondents found the Teacher's Knowledge based excellent.

4. Communication Skills:

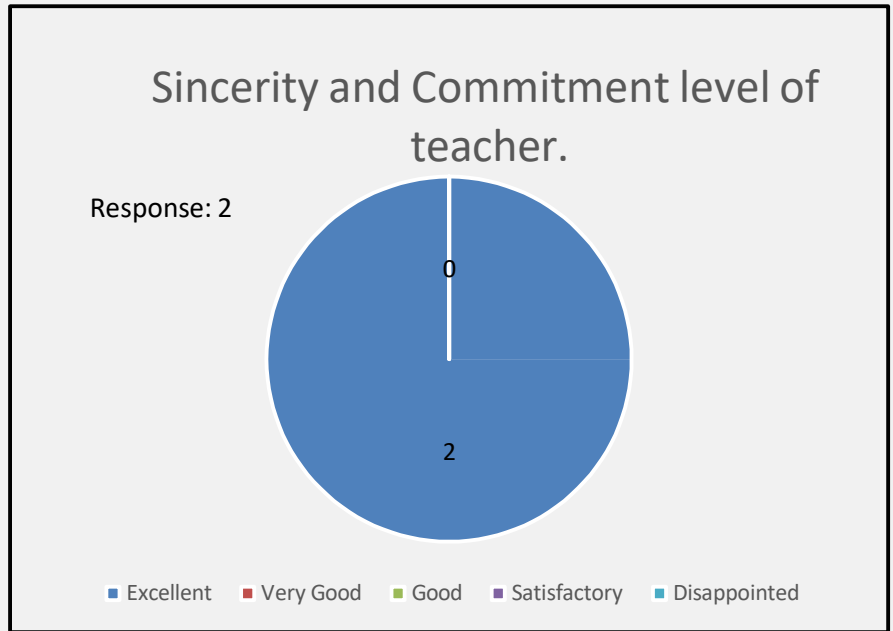
Excellent	2
Very Good	0
Good	0
Satisfactory	0
Disappointed	0
	2



100 % respondents found the Teacher's Communication Skills excellent.

5. Sincerity and Commitment level:

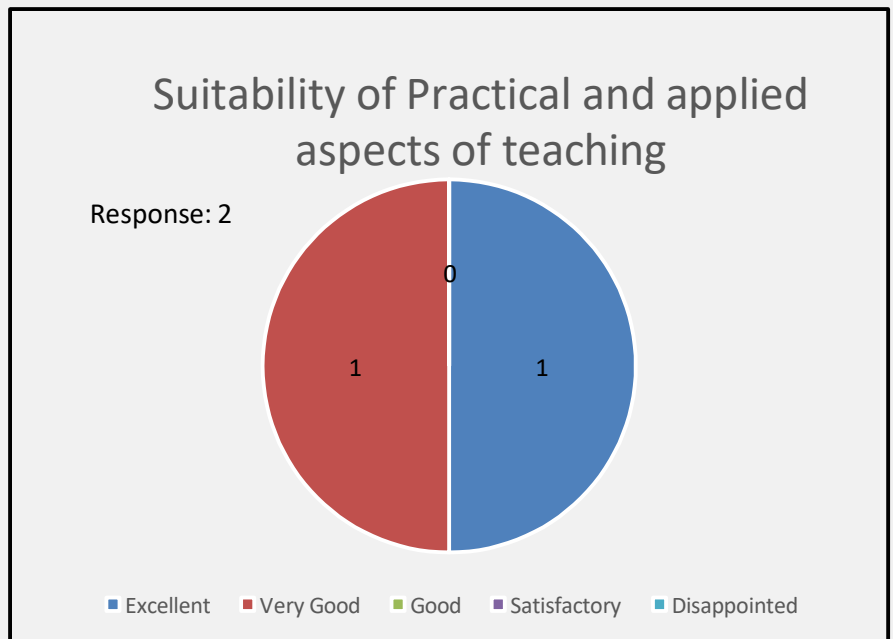
Excellent	2
Very Good	0
Good	0
Satisfactory	0
Disappointed	0
	2



100 % respondents found the Teacher's Sincerity and Commitment level to be excellent.

6. Applied Aspects of Teaching:

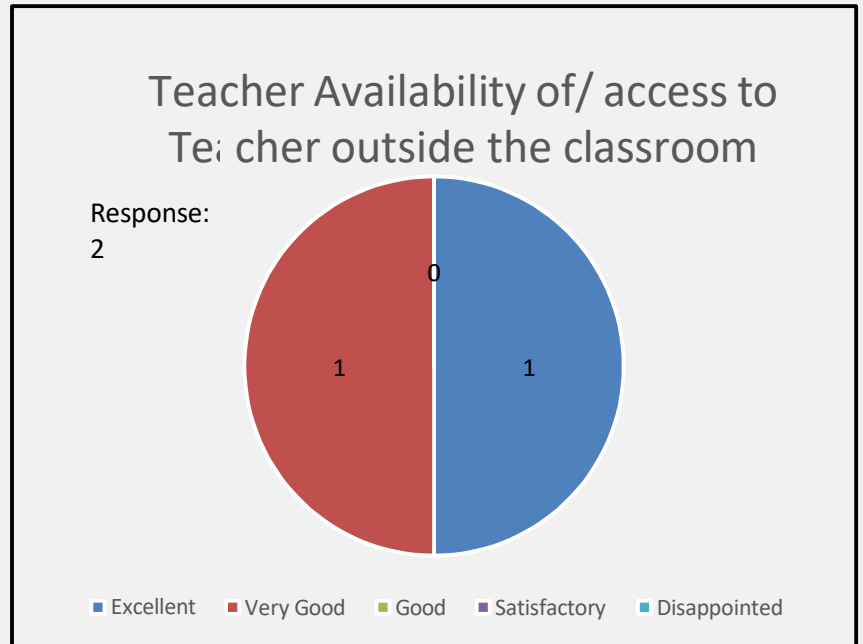
Excellent	1
Very Good	1
Good	0
Satisfactory	0
Disappointed	0
	2



100 % respondents found the Teacher's Applied Aspects of Teaching very good and 50% rated it excellent.

7. Off Classroom Accessibility:

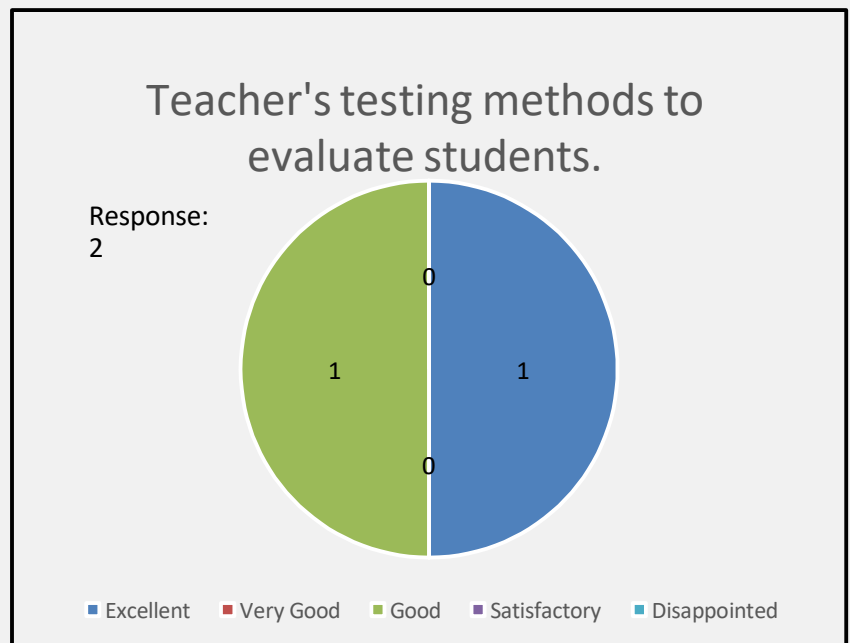
Excellent	1
Very Good	1
Good	0
Satisfactory	0
Disappointed	0
	2



100 % respondents found Off Classroom Accessibility of the Teacher very good and 50% ranked it excellent.

8. Evaluation Methods:

Excellent	1
Very Good	0
Good	1
Satisfactory	0
Disappointed	0
	2



100 % respondents found Evaluation Methods of the Teacher good and 50% awarded excellent.

9. Learning Outcomes:

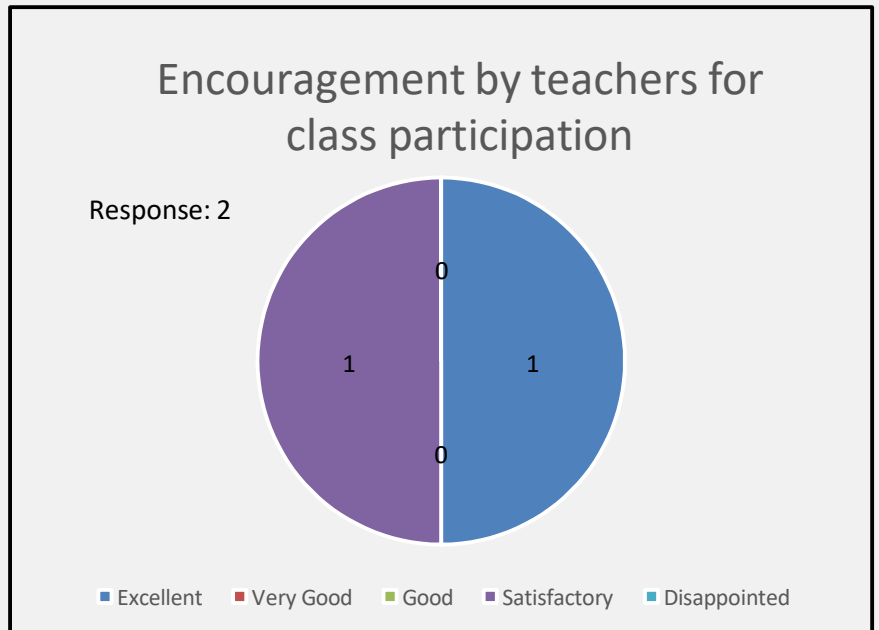
Excellent	1
Very Good	1
Good	0
Satisfactory	0
Disappointed	0
	2



100 % respondents found the Learning Outcomes of the teaching good and 50% labeled excellent.

10. Encouraging Class Participation:

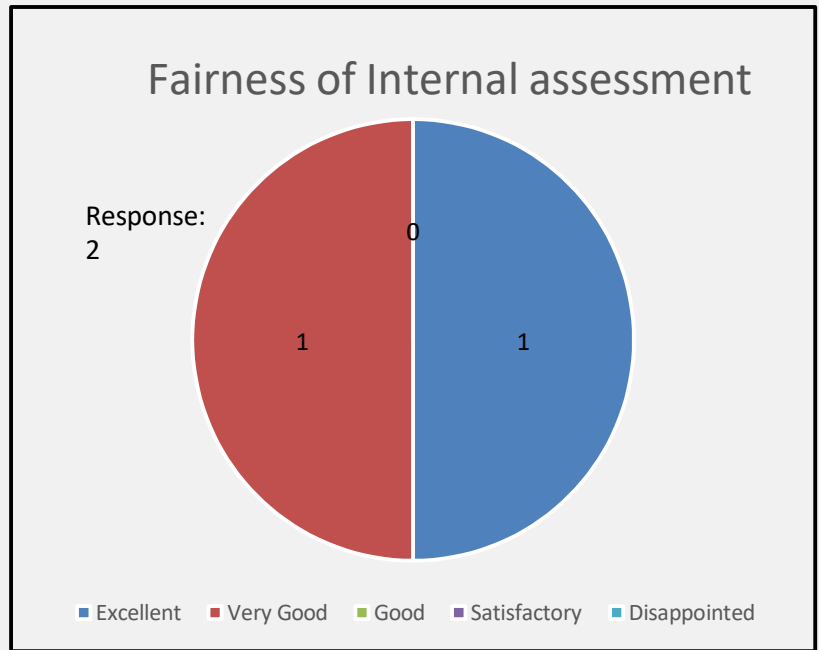
Excellent	1
Very Good	0
Good	0
Satisfactory	1
Disappointed	0
	2



100 % respondents found Encouragement for the Class Participation by the Teacher satisfactory and 50% ranked it excellent.

11. Fairness in Internal Assessment:

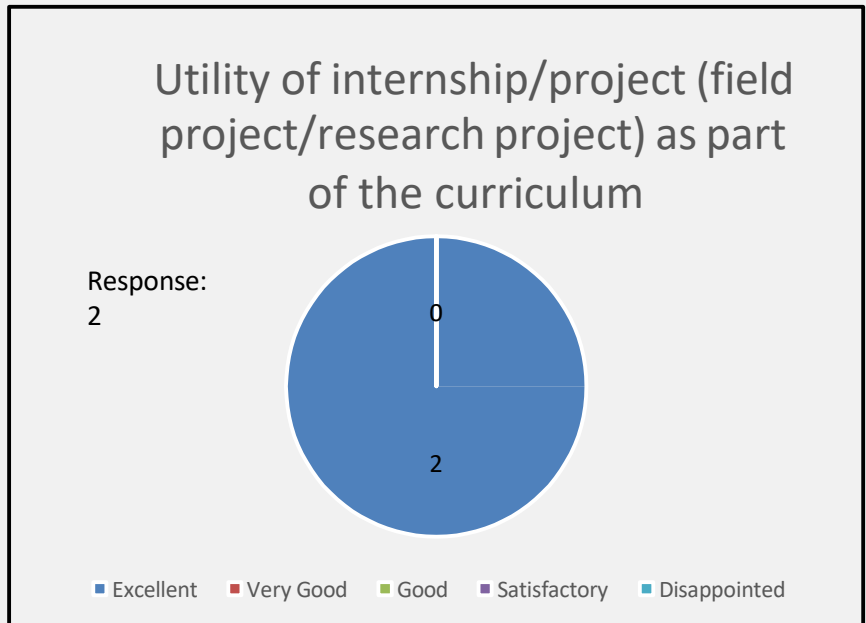
Excellent	1
Very Good	1
Good	0
Satisfactory	0
Disappointed	0
	2



100 % of the students found the teacher very good in the Fairness in Internal Assessment and 50% ranked excellent.

12. Internship / Project as part of the curriculum:

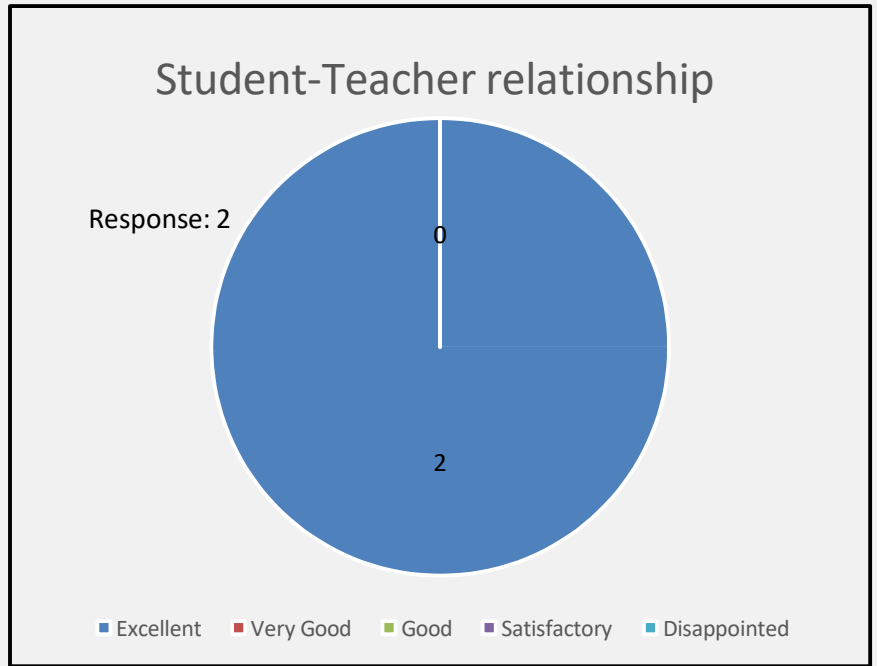
Excellent	2
Very Good	0
Good	0
Satisfactory	0
Disappointed	0
	2



100 % respondents labeled the utilization of the project by the teacher as part of the curriculum excellent.

13. Student Teacher Relationship:

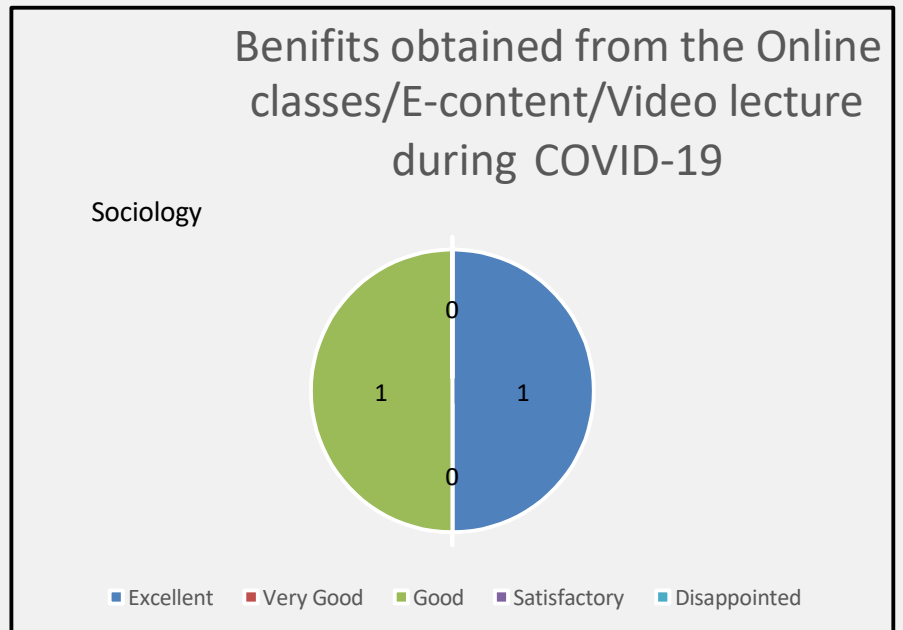
Excellent	2
Very Good	0
Good	0
Satisfactory	0
Disappointed	0
	2



100 % respondents found Student Teacher Relationship excellent.

14. Beneficiality of the online Lectures and content during Covid-19:

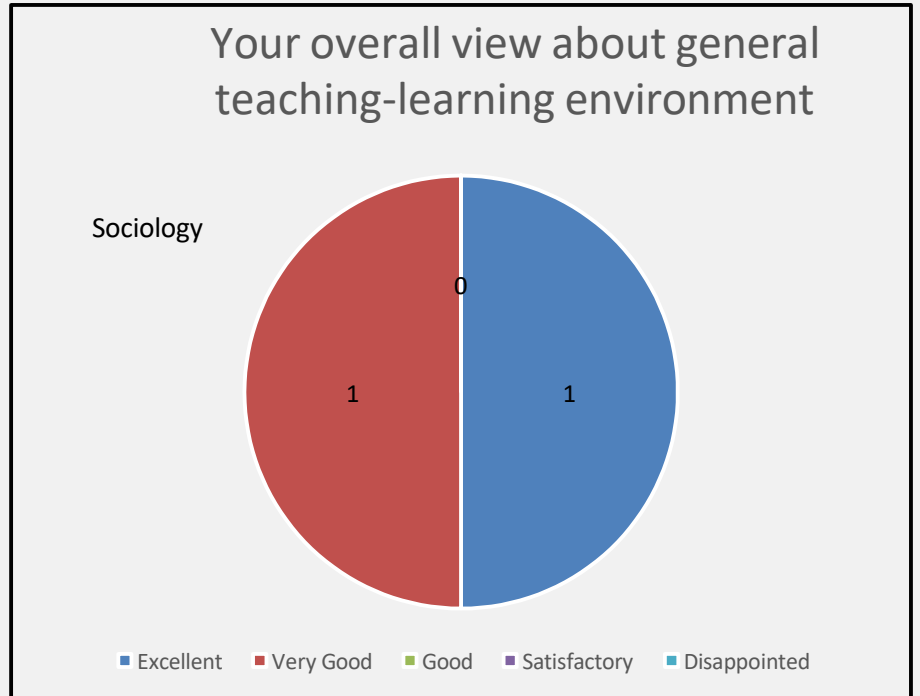
Excellent	1
Very Good	0
Good	1
Satisfactory	0
Disappointed	0
	2



100 % respondents found the online Lectures and content provided by the teacher during Covid-19 good and 50% valued it excellent.

15. Overall Teaching Learning Environment:

Excellent	1
Very Good	1
Good	0
Satisfactory	0
Disappointed	0
	2



100 % respondents found Overall Teaching Learning Environment of the Teacher very good and 50% graded excellent.

APPRAISAL: sample size too small to be assessed.

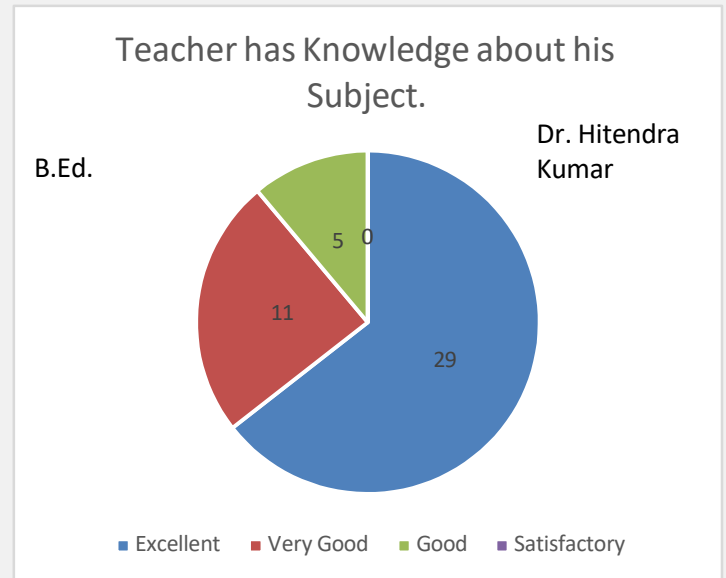
Department of B.Ed.

Name of Teacher: Dr. Hitendra Vishnoi

1. Subject knowledge:

Teacher has Knowledge about his Subject.

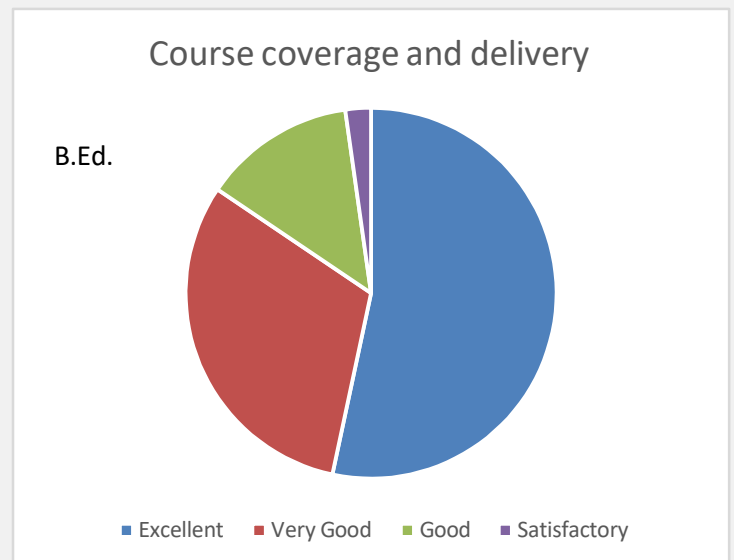
Excellent	29
Very Good	11
Good	5
Satisfactory	0



100 % respondents ranked the Teacher's subject knowledge good. 89% of the respondents found it very good and excellent.

2. Course coverage and delivery:

Excellent	24
Very Good	14
Good	6
Satisfactory	1

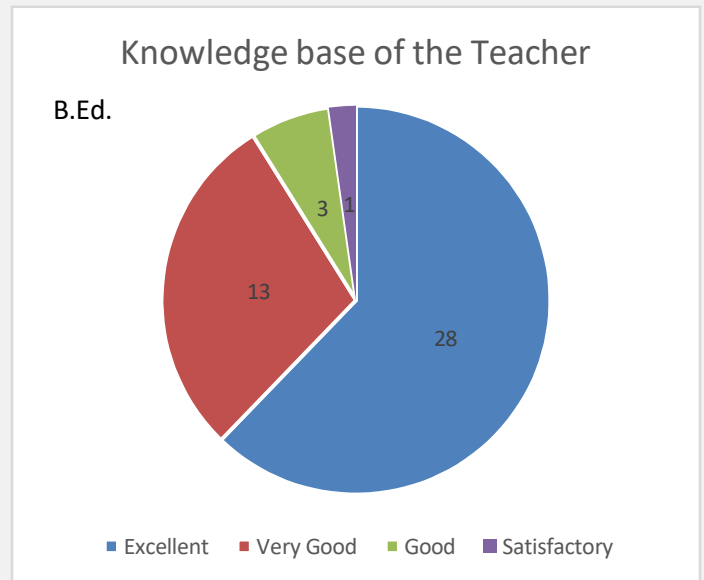


100% respondents were satisfied with the course coverage and delivery. 98% of the respondents ranked it good and above. 84% placed it at very good and excellent.

3. Knowledge Base:

Knowledge base of the Teacher

Excellent	28
Very Good	13
Good	3
Satisfactory	1

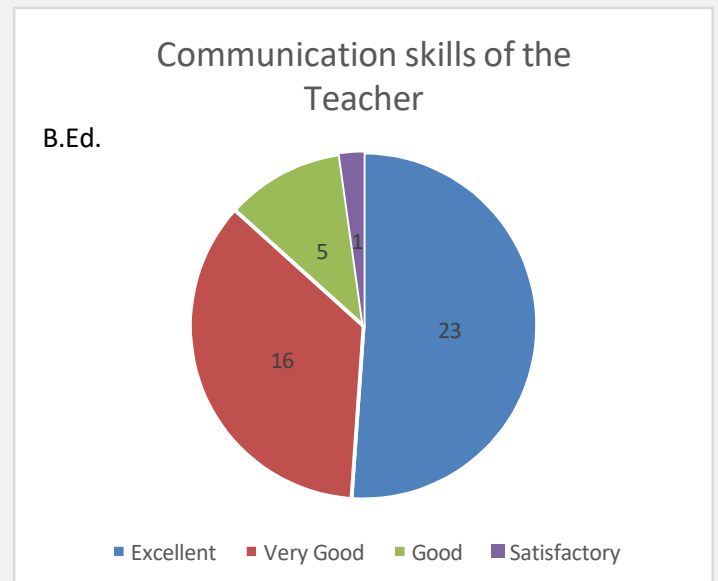


100 % respondents were satisfied with the knowledge base of the Teacher. 98% graded it good and above. 91% of respondents rated it very good and excellent.

4. Communication Skills:

Communication skills of the Teacher

Excellent	23
Very Good	16
Good	5
Satisfactory	1

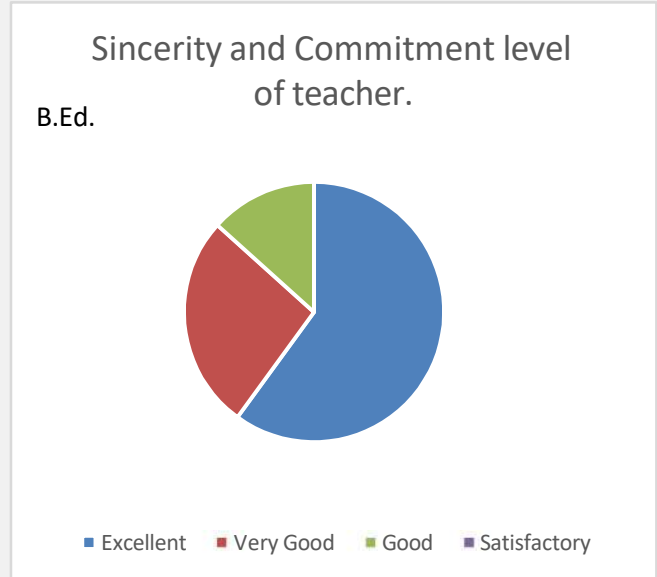


100 % respondents were satisfied with the Communication Skills of the Teacher. 98% labeled it good and above. 87% of respondents allocated very good and excellent.

5. Sincerity and Commitment level:

Sincerity and Commitment level of teacher.

Excellent	27
Very Good	12
Good	6
Satisfactory	0

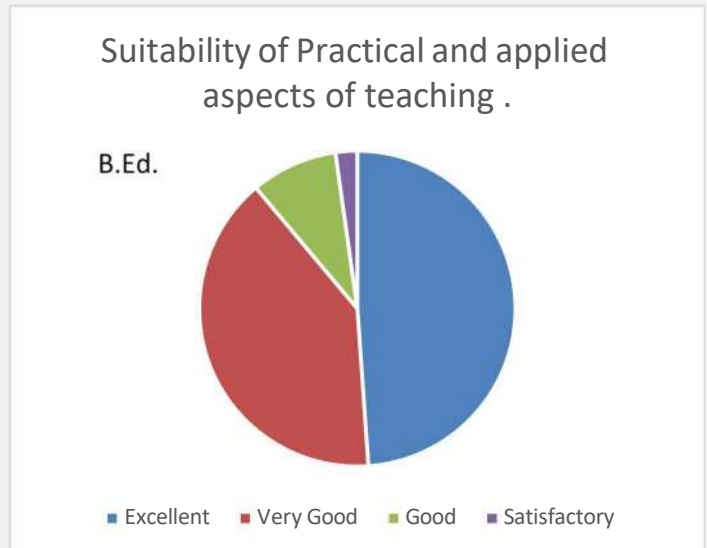


100 % respondents found the Teacher's Sincerity and Commitment level good and 87% found it to be very good and excellent.

6. Applied Aspects of Teaching:

Suitability of Practical and applied aspects of teaching

Excellent	22
Very Good	18
Good	4
Satisfactory	1

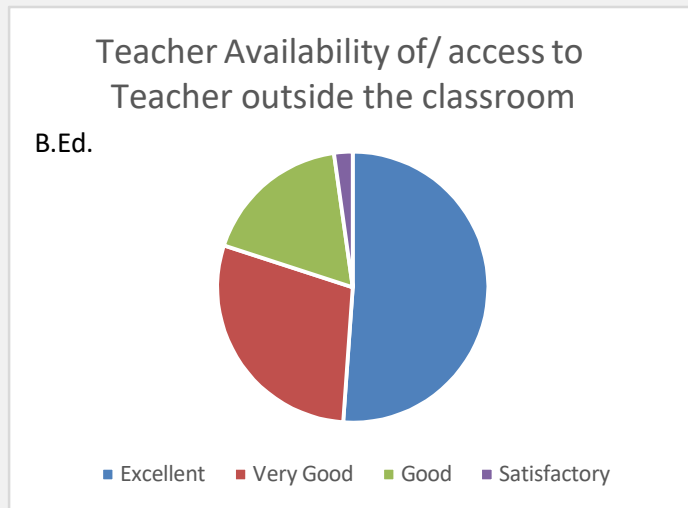


100 % respondents were satisfied with Applied Aspects of Teaching of the Teacher. 98% rated it good and above. 89% of respondents graded it very good and excellent.

7. Off Classroom Accessibility:

Teacher Availability of/ access to Teacher outside the classroom

Excellent	23
Very Good	13
Good	08
Satisfactory	01

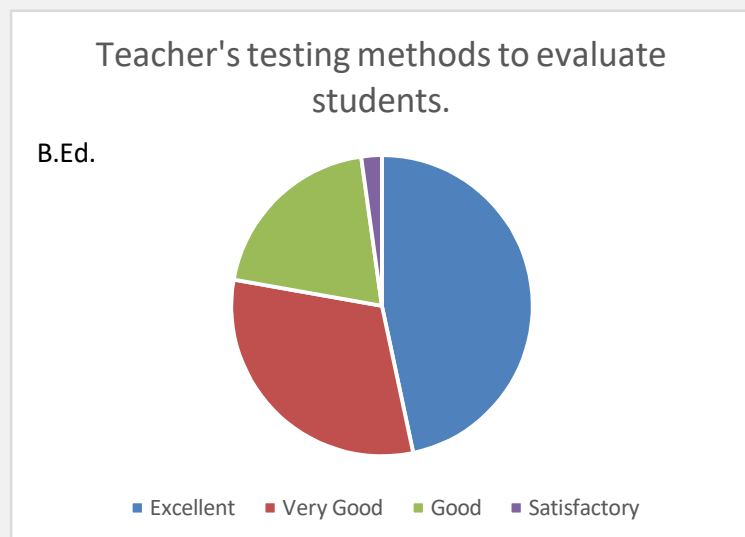


100 % respondents were satisfied with Off Classroom Accessibility of the Teacher. 98% placed it at good and above. 80% of respondents ranked it very good and excellent.

8. Evaluation Methods:

Teacher's testing methods to evaluate students.

Excellent	23
Very Good	13
Good	8
Satisfactory	1



100 % respondents were satisfied with the Evaluation Methods used by of the Teacher. 98% awarded it good and above. 78% of respondents found it very good and excellent.

9. Learning Outcomes:

Excellent
Very Good
Good
Satisfactory

21
14
9
1

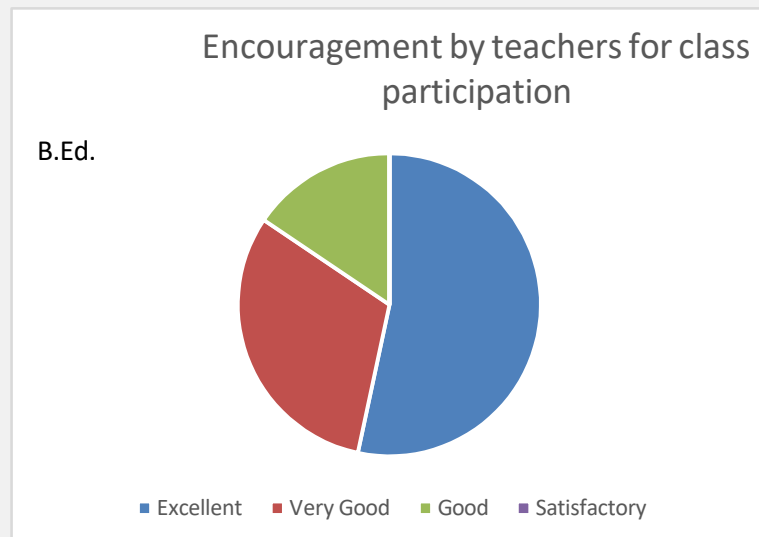


100 % respondents were satisfied with the Learning Outcomes of the teaching by the Teacher.98% found it good and above. 84% of respondents awarded it very good and excellent.

10. Encouraging Class Participation:

Learning Outcomes

Excellent 18
Very Good 20
Good 6
Satisfactory 1

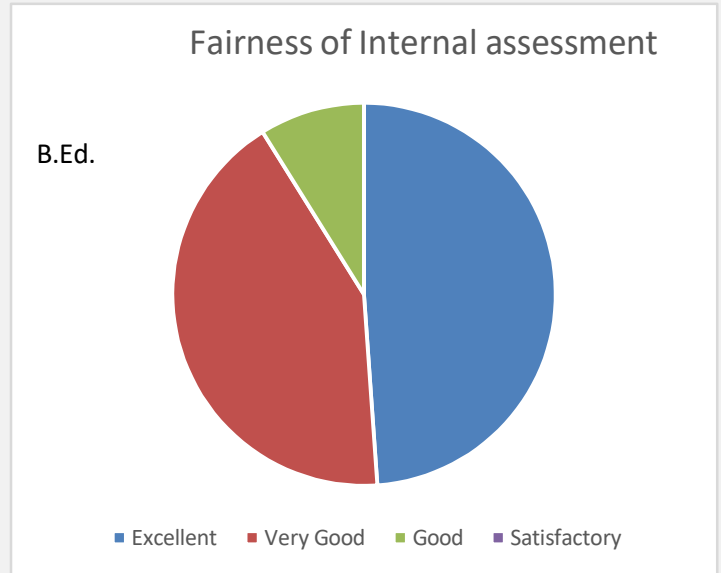


100 % respondents found the good encouragement for Class Participation by the Teacher. 84% of respondents placed it at very good and excellent.

11. Fairness in Internal Assessment:

Encouragement by teachers for class participation

Excellent	24
Very Good	14
Good	7
Satisfactory	0

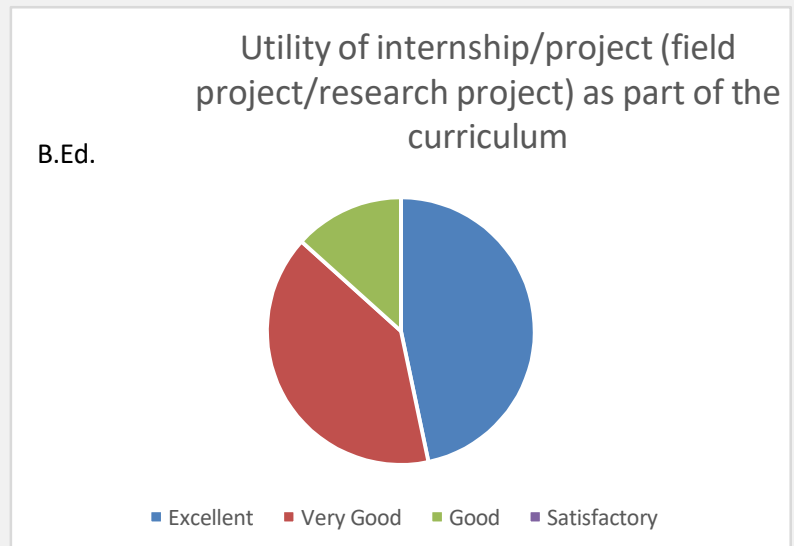


100 % respondents ranked the teacher good in the Fairness in Internal Assessment. 91% of respondents awarded it very good and excellent.

12. Internship / Project as part of the curriculum:

Utility of internship/project (field project/research project) as part of the curriculum

Excellent	21
Very Good	18
Good	06
Satisfactory	0

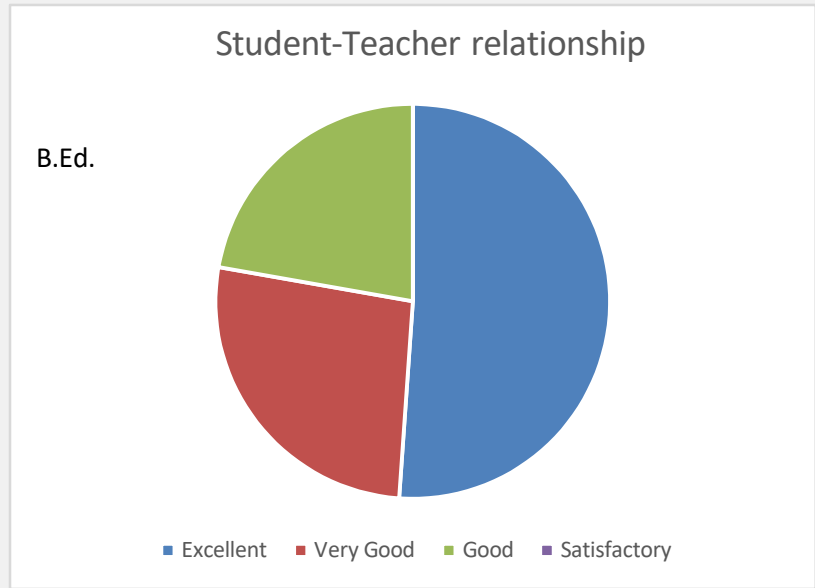


100% respondents found the teacher good in utilization of the internship /project as part of the curriculum. 87% labeled it very good and excellent.

13. Student Teacher Relationship:

Student-Teacher relationship

Excellent	23
Very Good	12
Good	10
Satisfactory	0

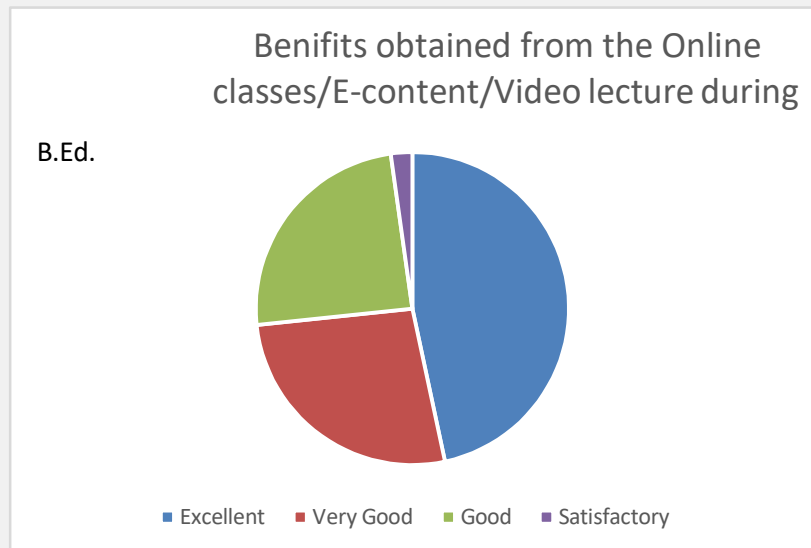


100 % respondents reported their Relationship good with the Teacher. 78% of respondents awarded very good and excellent.

14. Beneficiality of the online Lectures and content during Covid-19:

Benefits obtained from the Online classes/E-content/Video lecture during COVID-19.

Excellent	21
Very Good	12
Good	11
Satisfactory	01

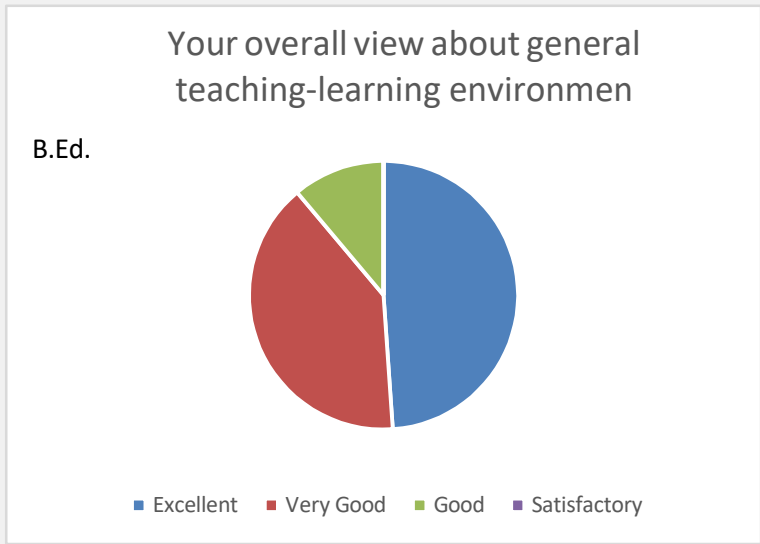


100 % respondents found the online Lectures and content provided by the Teacher during Covid-19 satisfactory.98% ranked it good and above. 73% of respondents awarded very good and excellent.

15. Overall Teaching Learning Environment:

Your overall view about general teaching-learning environment

Excellent	22
Very Good	18
Good	5
Satisfactory	0



100 % respondents found the Overall Teaching Learning Environment of the Teacher’s class good. 89% of respondents awarded very good and excellent.

APPRAISAL: EXCELLENT

100% respondents were satisfied in all the aspects of teaching evaluated. Each of the respondents awarded good in every category assessed. Above 84 % of the respondent awarded very good and excellent in most of the categories assessed.

SUGGESTIONS: The Assessee may like to enhance the quality of E-content.

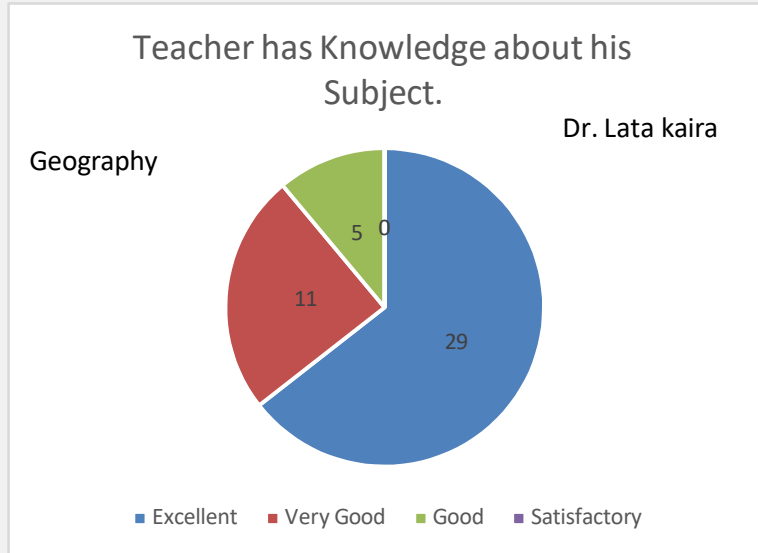
Department of Geography

Name of Teacher: Dr. Lata Kaira

1. Subject knowledge:

Teacher has Knowledge about his Subject.

Excellent	1
Very Good	1
Good	1
Satisfactory	0

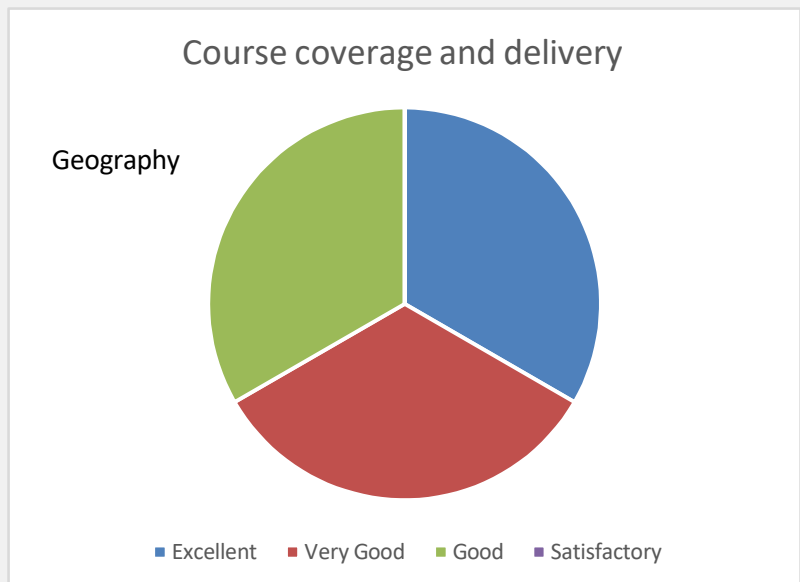


100 % respondents ranked the Teacher's subject knowledge good. 67% of the respondents found it very good and excellent.

2. Course coverage and delivery:

Course coverage and delivery

Excellent	1
Very Good	1
Good	1
Satisfactory	0

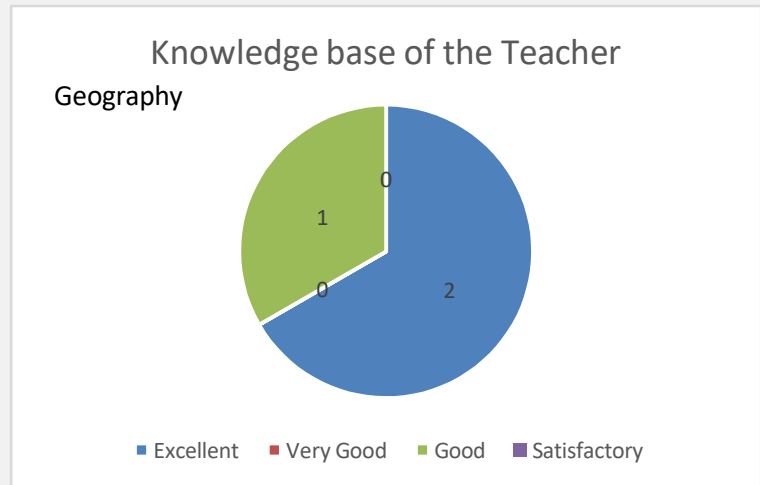


100% of the respondents ranked Course coverage and delivery of the Teacher good. 67% placed it at very good and excellent.

3. Knowledge Base:

Knowledge base of the Teacher

Excellent	2
Very Good	0
Good	1
Satisfactory	0

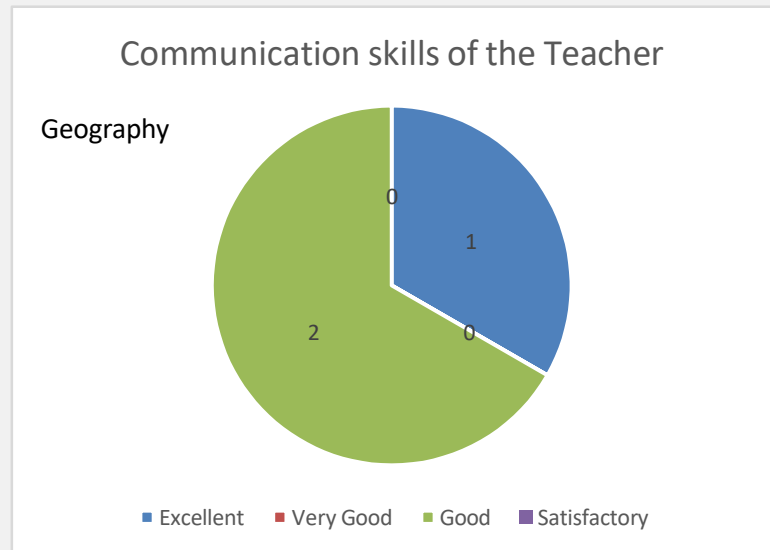


100 % respondents found the knowledge base of the Teacher good. 67% of respondents rated it excellent.

4. Communication Skills:

Communication skills of the Teacher

Excellent	1
Very Good	0
Good	2
Satisfactory	0

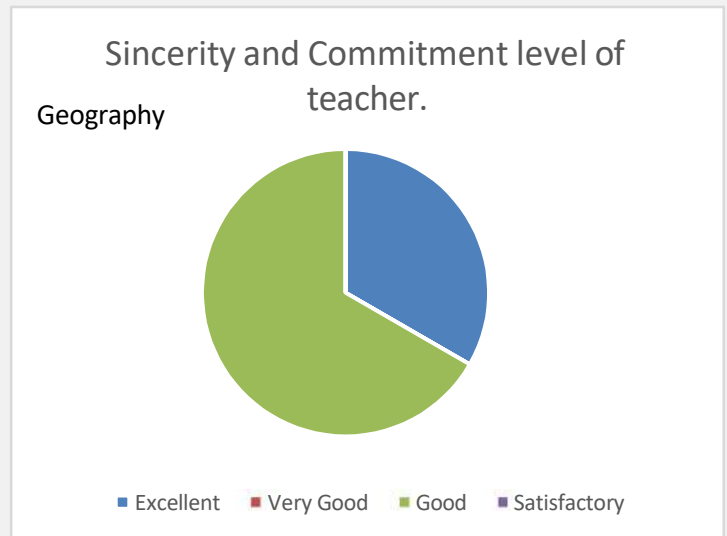


100 % respondents found the Communication Skills of the Teacher good. 33% of respondents allocated excellent.

5. Sincerity and Commitment level:

Sincerity and Commitment level of teacher.

Excellent	1
Very Good	0
Good	2
Satisfactory	0

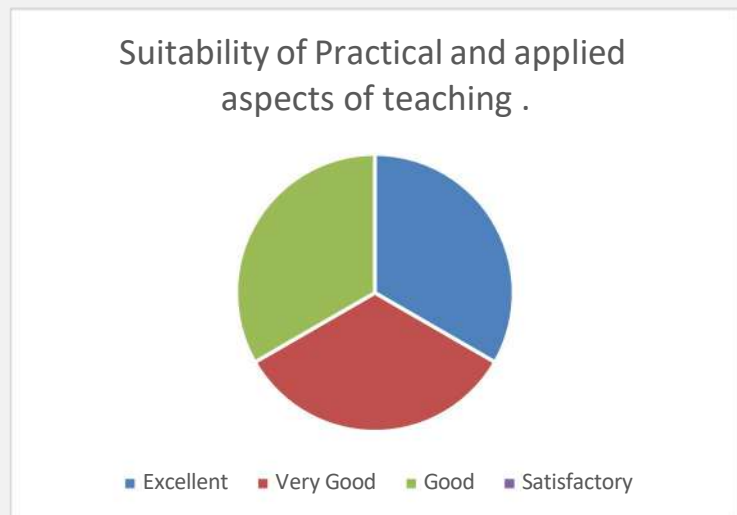


100 % respondents found the Teacher’s Sincerity and Commitment level good and 33% found it to be excellent.

6. Applied Aspects of Teaching:

Suitability of Practical and applied aspects of teaching

Excellent	1
Very Good	1
Good	1
Satisfactory	0

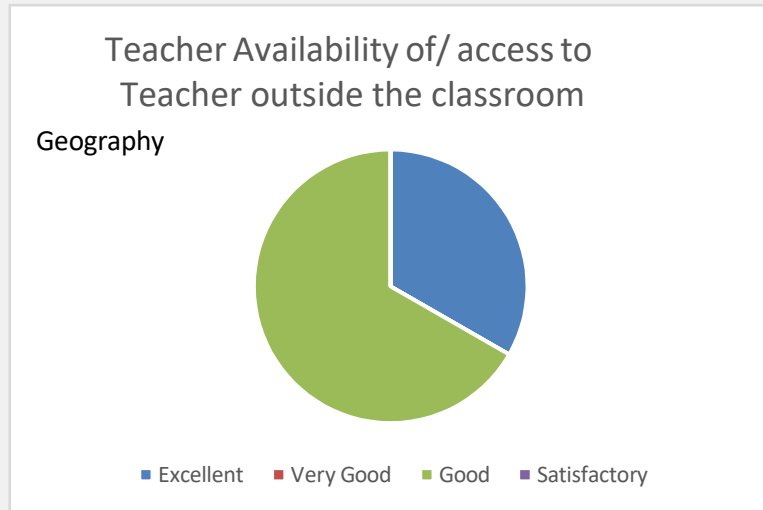


100 % respondents found Applied Aspects of Teaching good .67% of respondents graded excellent.

7. Off Classroom Accessibility:

Teacher Availability of/ access to Teacher outside the classroom

Excellent	1
Very Good	0
Good	2
Satisfactory	0

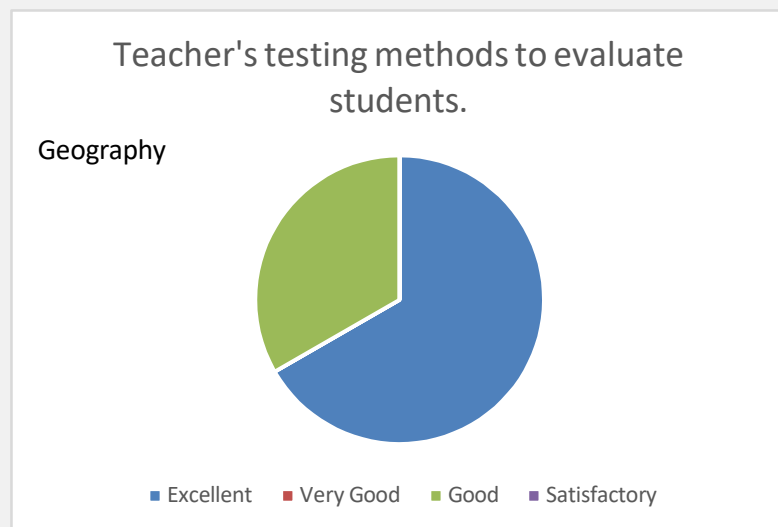


100 % respondents found the Off Classroom Accessibility of the teacher good. 33% of respondents ranked it excellent.

8. Evaluation Methods:

Teacher's testing methods to evaluate students.

Excellent	2
Very Good	0
Good	1
Satisfactory	0



100 % respondents found the Evaluation Methods used by of the Teacher good. 33% of respondents found it excellent.

9. Learning Outcomes:

Learning Outcomes

Excellent	1
Very Good	1
Good	1
Satisfactory	0

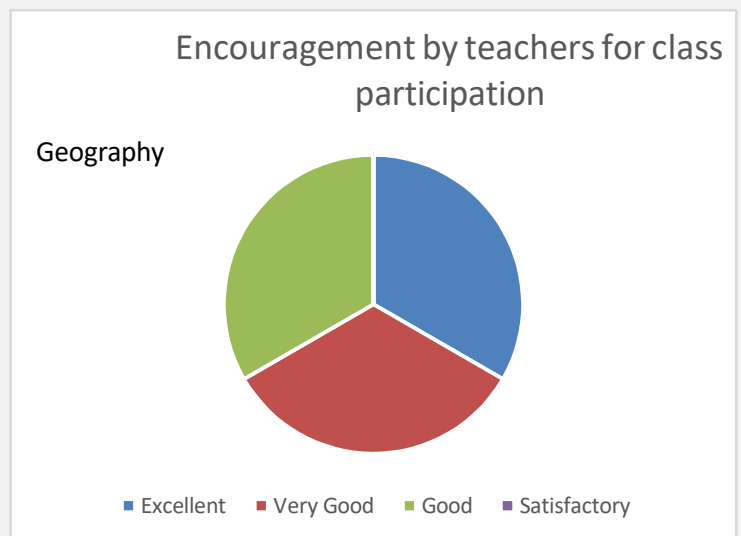


100 % respondents found the Learning Outcomes of the teaching by the teacher good. 67% of respondents awarded it very good and excellent.

10. Encouraging Class Participation:

Encouragement by teachers for class participation

Excellent	1
Very Good	1
Good	1
Satisfactory	0

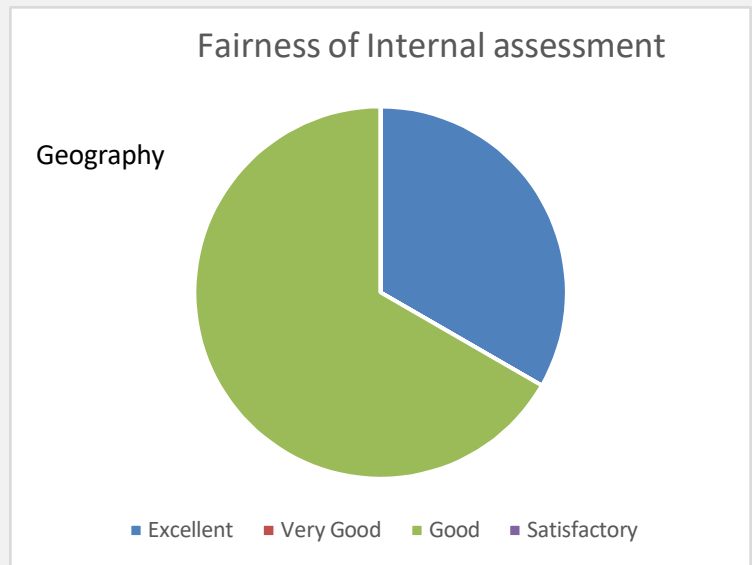


100 % respondents found the good encouragement for Class Participation by the Teacher. 67% of respondents placed it at very good and excellent.

11. Fairness in Internal Assessment:

Fairness of Internal assessment

Excellent	1
Very Good	0
Good	2
Satisfactory	0

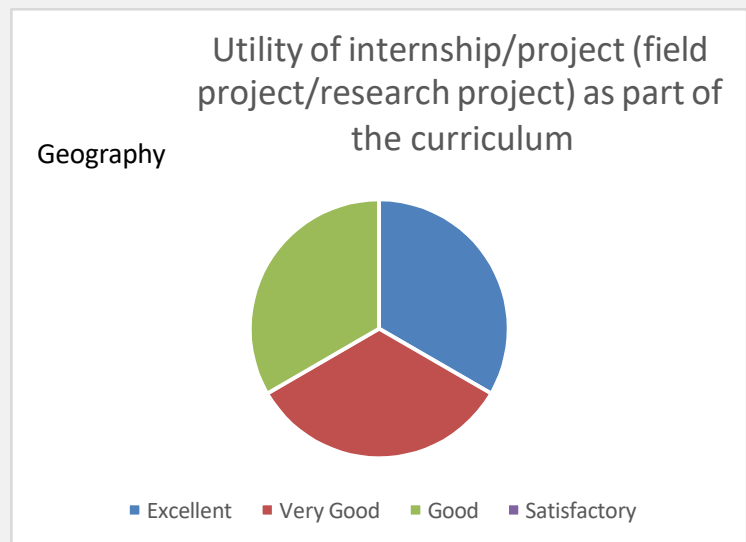


100 % respondents ranked the teacher good in the Fairness in Internal Assessment. 33% of respondents awarded it excellent.

12. Internship / Project as part of the curriculum:

Utility of internship/project (field project/research project) as part of the curriculum

Excellent	1
Very Good	1
Good	1
Satisfactory	0

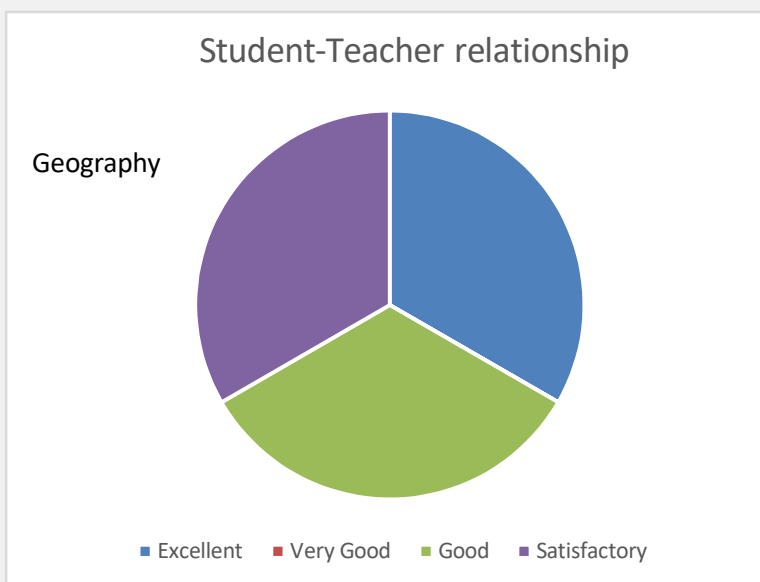


100% respondents found the teacher good in utilization of the internship/project as part of the curriculum. 67% labeled it very good and excellent.

13. Student Teacher Relationship:

Student-Teacher relationship

Excellent	1
Very Good	0
Good	1
Satisfactory	1

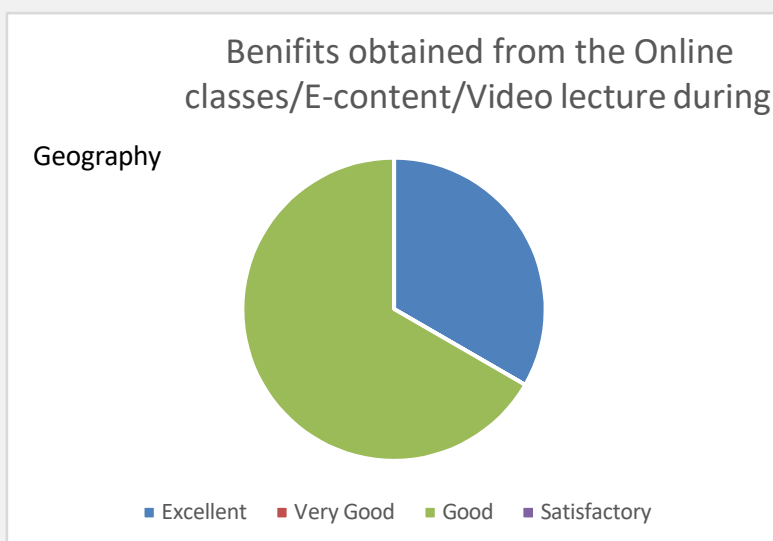


100 % respondents were satisfied with their Relationship with the Teacher. 33% of respondents awarded excellent.

14. Beneficiality of the online Lectures and content during Covid-19:

Benefits obtained from the Online classes/E-content/Video lecture during COVID-19.

Excellent	1
Very Good	0
Good	2
Satisfactory	0

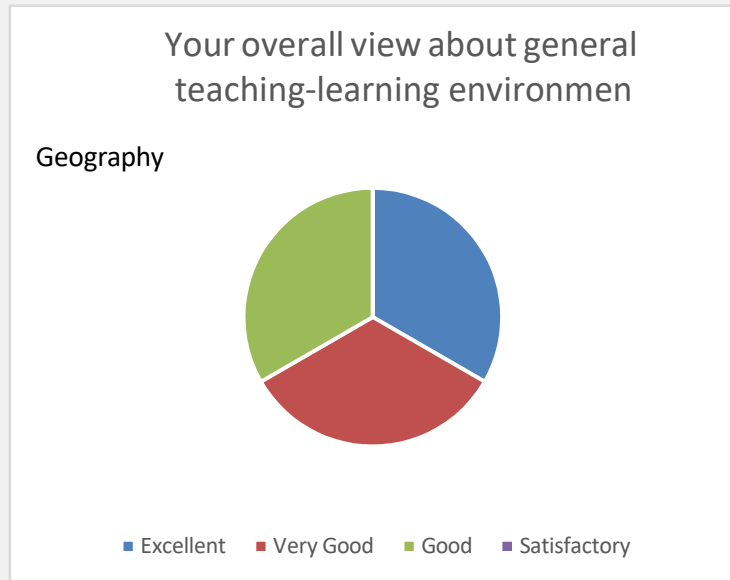


100 % respondents found the online Lectures and content provided by the Teacher during Covid-19 good. 33% of respondents awarded excellent.

15. Overall Teaching Learning Environment:

Your overall view about general teaching-learning environment

Excellent	1
Very Good	1
Good	1
Satisfactory	0



100 % respondents found the Overall Teaching Learning Environment of the Teacher's class good. 67% of respondents awarded very good and excellent.

APPRAISAL: Sample size too small to be assessed.

Department of History

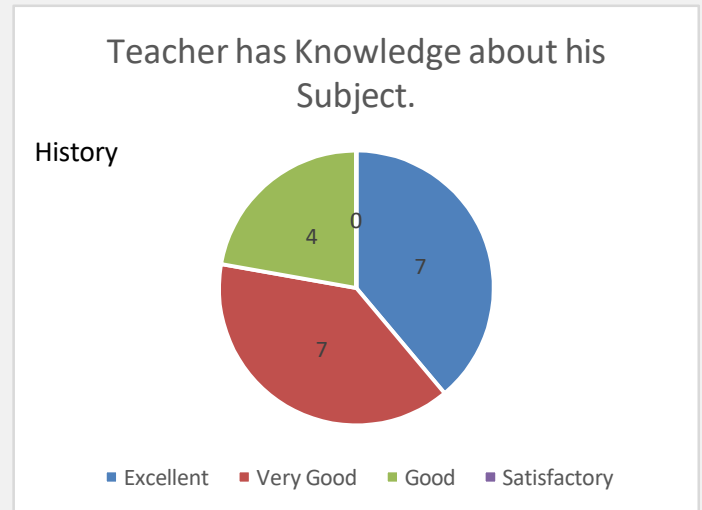
Name of Teacher: Dr. Navratan

1. Subject knowledge:

Teacher has Knowledge about his Subject.

Excellent
Very Good
Good
Satisfactory

7
7
4
0

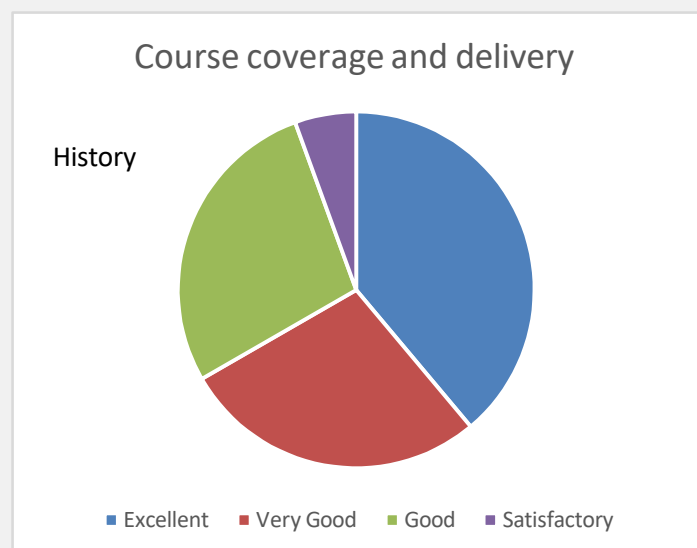


100 % respondents ranked the Teacher's subject knowledge good. 78% of the respondents found it very good and excellent.

2. Course coverage and delivery:

Course coverage and delivery

Excellent 7
Very Good 5
Good 5
Satisfactory 1

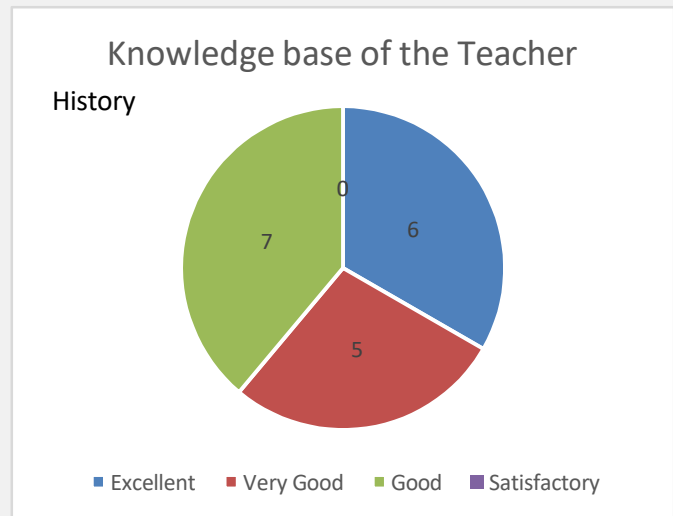


100% respondents were satisfied with the course coverage and delivery. 94% of the respondents ranked it good and above. 67% placed it at very good and excellent.

3. Knowledge Base:

Knowledge base of the Teacher

Excellent	6
Very Good	5
Good	7
Satisfactory	0

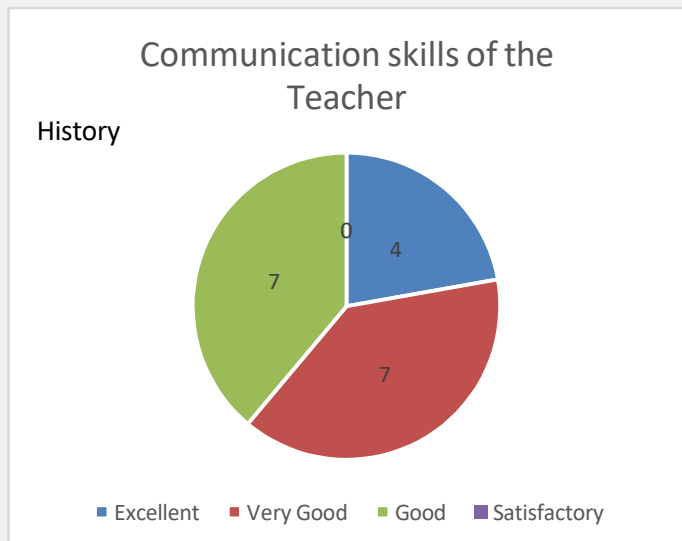


100 % respondents found the knowledge base of the Teacher good. 61% of respondents rated it very good and excellent.

4. Communication Skills:

Communication skills of the Teacher

Excellent	4
Very Good	7
Good	7
Satisfactory	0

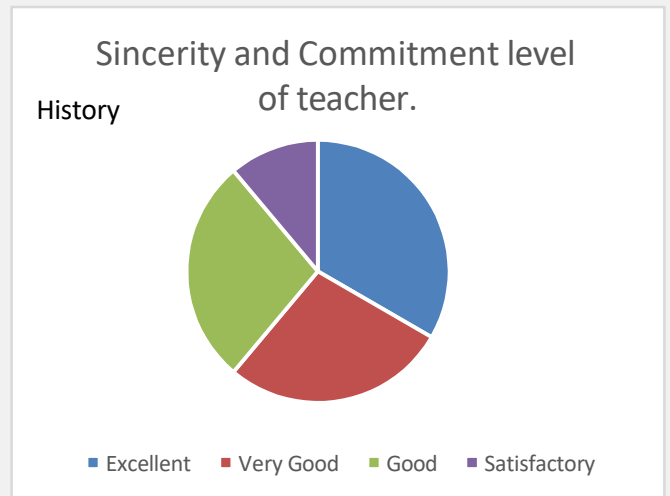


100 % respondents found the Communication Skills of the Teacher good. 61% of respondents allocated very good and excellent.

5. Sincerity and Commitment level:

Sincerity and Commitment level of teacher.

Excellent	6
Very Good	5
Good	5
Satisfactory	2

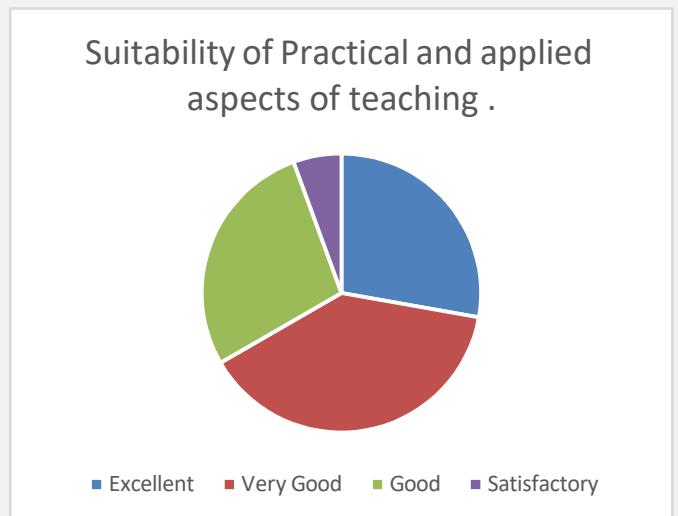


100 % respondents were satisfied with Sincerity and Commitment level of the Teacher. 89% respondents found it good.61% of respondents labeled very good and excellent.

6. Applied Aspects of Teaching:

Suitability of Practical and applied aspects of teaching

Excellent	5
Very Good	7
Good	5
Satisfactory	1



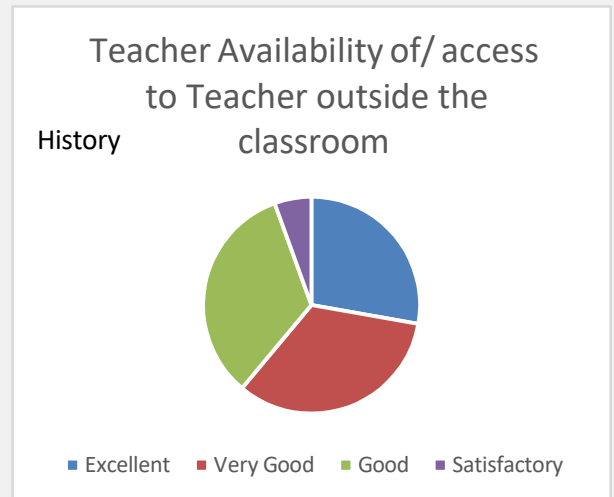
100 % respondents were satisfied with Applied Aspects of Teaching of the Teacher. 94% rated it good and above. 67% of respondents graded it very good and excellent.

7. Off Classroom Accessibility:

Teacher Availability of/ access to Teacher outside the classroom

Excellent
Very Good
Good
Satisfactory

5
6
6
1



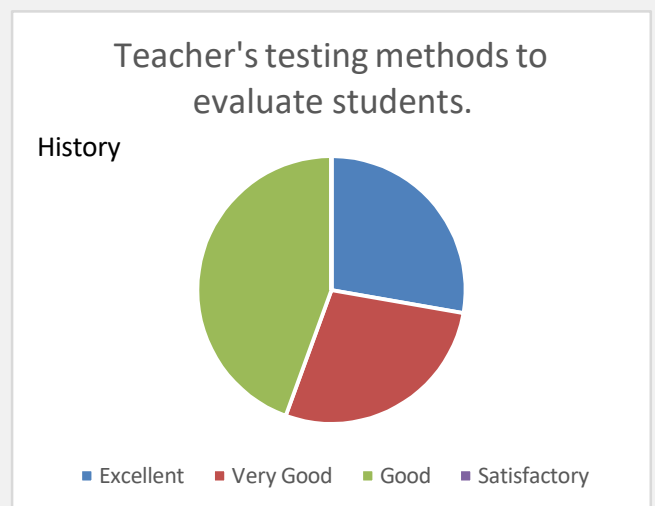
100 % respondents were satisfied with Off Classroom Accessibility of the Teacher. 94% placed it at good and above. 61% of respondents ranked it very good and excellent.

8. Evaluation Methods:

Teacher's testing methods to evaluate students.

Excellent
Very Good
Good
Satisfactory

5
5
8
0



100 % respondents found the Evaluation Methods used by of the Teacher good. 56% of respondents found it very good and excellent.

9. Learning Outcomes:

Learning Outcomes

Excellent	6
Very Good	5
Good	6
Satisfactory	1

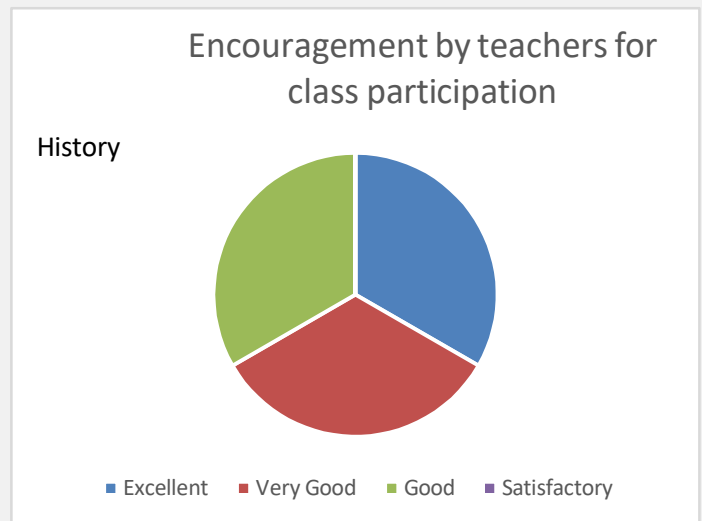


100 % respondents were satisfied with the Learning Outcomes of the teaching by the Teacher. 94% found it good and above. 61% of respondents awarded it very good and excellent.

10. Encouraging Class Participation:

Encouragement by teachers for class participation

Excellent	6
Very Good	6
Good	6
Satisfactory	0

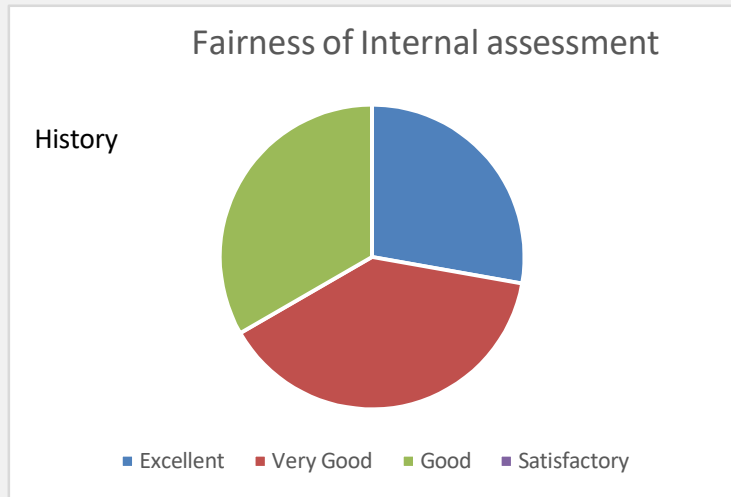


100 % respondents found the good encouragement for Class Participation by the Teacher. 67% of respondents placed it at very good and excellent.

11. Fairness in Internal Assessment:

Fairness of Internal assessment

Excellent	5
Very Good	7
Good	6
Satisfactory	0

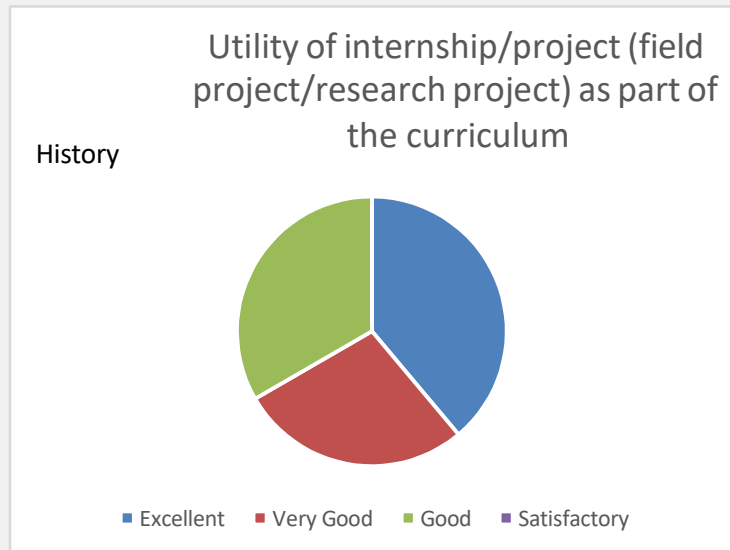


100 % respondents ranked the teacher good in the Fairness in Internal Assessment. 67% of respondents awarded it very good and excellent.

12. Internship / Project as part of the curriculum:

Utility of internship/project (field project/research project) as part of the curriculum

Excellent	7
Very Good	5
Good	6
Satisfactory	0

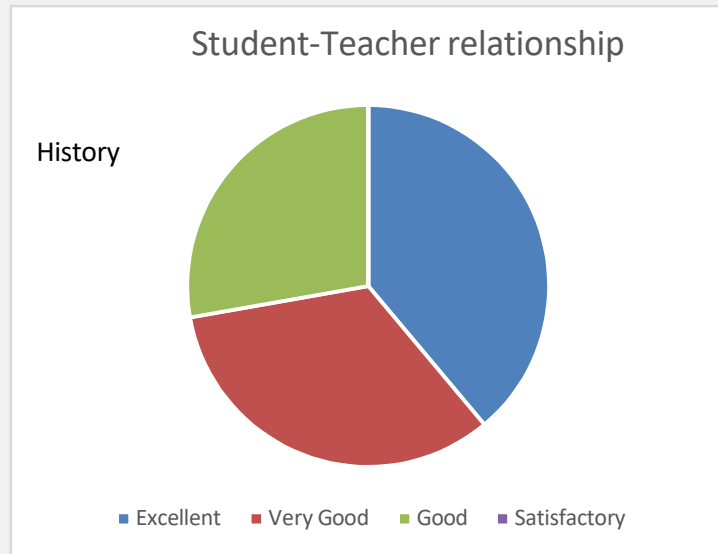


100% respondents found the teacher good in utilization of the internship/project as part of the curriculum. 67% labeled it very good and excellent.

13. Student Teacher Relationship:

Student-Teacher relationship

Excellent	7
Very Good	6
Good	5
Satisfactory	0

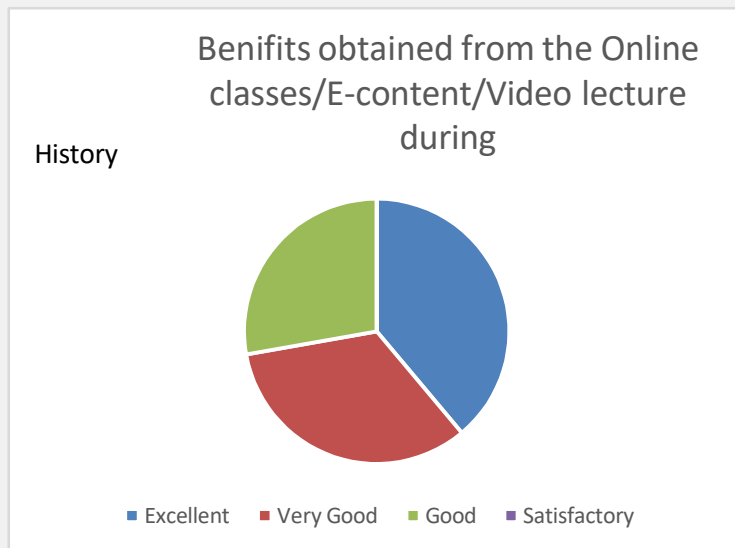


100 % respondents reported their Relationship good with the Teacher. 72% of respondents awarded very good and excellent.

14. Beneficiality of the online Lectures and content during Covid-19:

Benefits obtained from the Online classes/E-content/Video lecture during COVID-19.

Excellent	7
Very Good	6
Good	5
Satisfactory	0

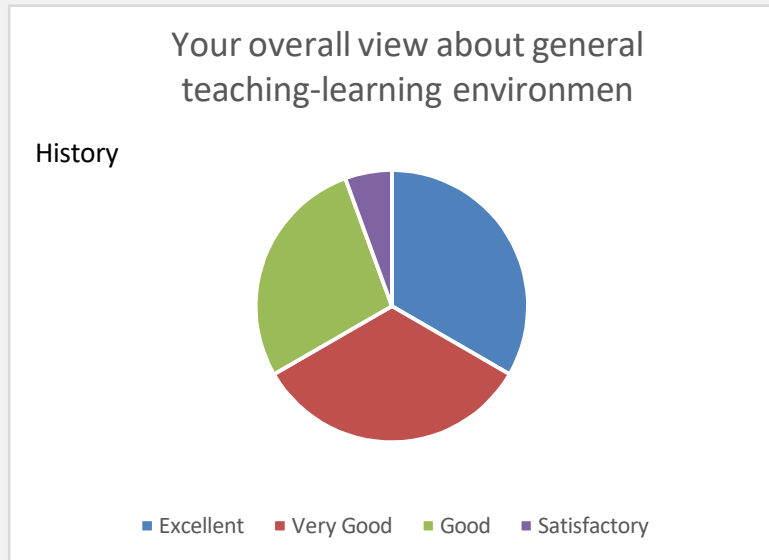


100 % respondents found the online Lectures and content provided by the Teacher during Covid-19 good. 72% of respondents awarded very good and excellent.

15. Overall Teaching Learning Environment:

Your overall view about general teaching-learning environment

Excellent	6
Very Good	6
Good	5
Satisfactory	1



100 % respondents found the Overall Teaching Learning Environment of the Teacher's class satisfactory 94% found it good. 67% of respondents awarded very good and excellent.

APPRAISAL: EXCELLENT

100% respondents were satisfied in all the aspects of teaching evaluated. Above 61% of the respondents awarded good in almost every category assessed. Above 84 % of the respondent awarded very good and excellent in most of the categories assessed.

SUGGESTIONS: The teacher may like to better his relationship with the students.

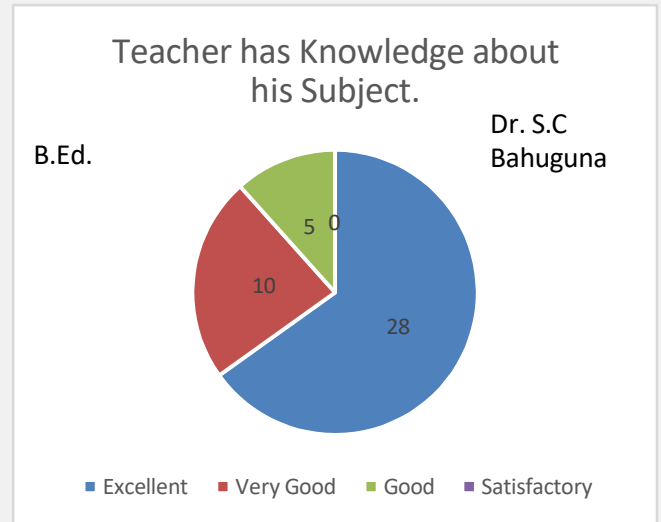
Department of B.Ed.

Name of Teacher: Dr. S.C. Bahuguna

1. Subject knowledge:

Teacher has Knowledge about his Subject.

Excellent	28
Very Good	10
Good	5
Satisfactory	0

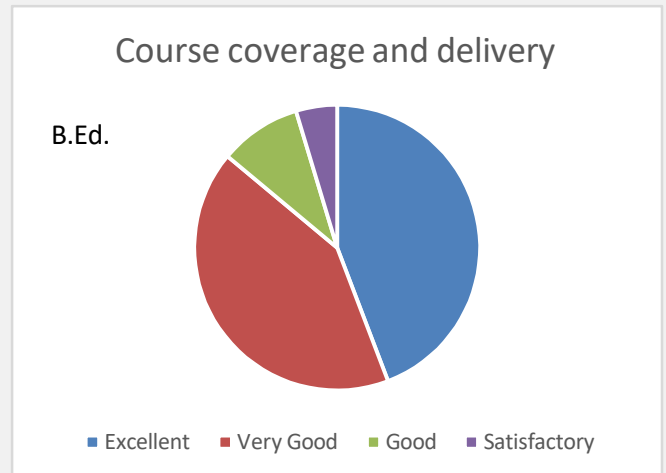


100 % respondents ranked the Teacher's subject knowledge good. 88% of the respondents found it very good and excellent.

2. Course coverage and delivery:

Course coverage and delivery

Excellent	19
Very Good	18
Good	4
Satisfactory	2

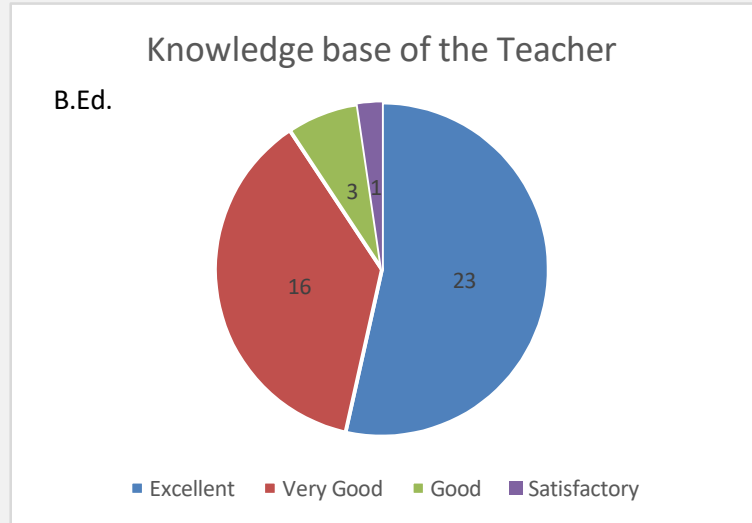


96 % respondents were satisfied with the course coverage and delivery. 95% of the respondents ranked it good and above. 86% placed it at very good and excellent.

3. Knowledge Base:

Knowledge base of the Teacher

Excellent	23
Very Good	16
Good	3
Satisfactory	1

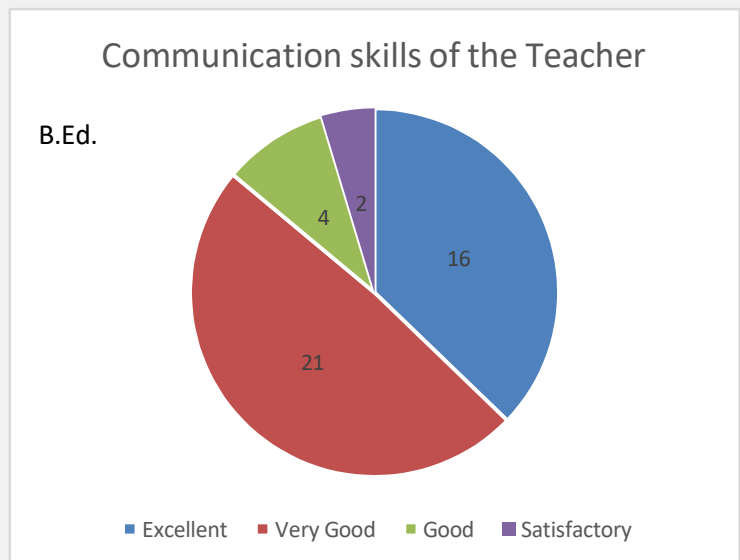


100 % respondents were satisfied with the knowledge base of the Teacher. 98% graded it good and above. 91% of respondents rated it very good and excellent.

4. Communication Skills:

Communication skills of the Teacher

Excellent	16
Very Good	21
Good	4
Satisfactory	2

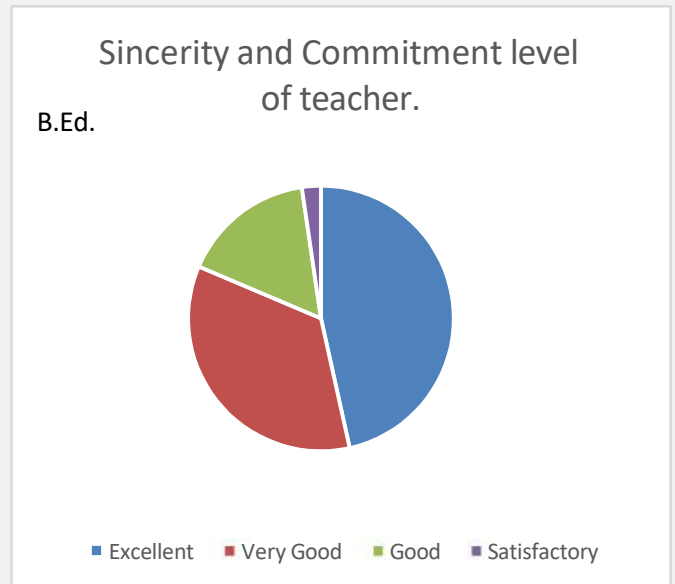


100 % respondents were satisfied with the Communication Skills of the Teacher. 95% labeled it good and above. 86% of respondents allocated very good and excellent.

5. Sincerity and Commitment level:

Sincerity and Commitment level of teacher.

Excellent	20
Very Good	15
Good	7
Satisfactory	1

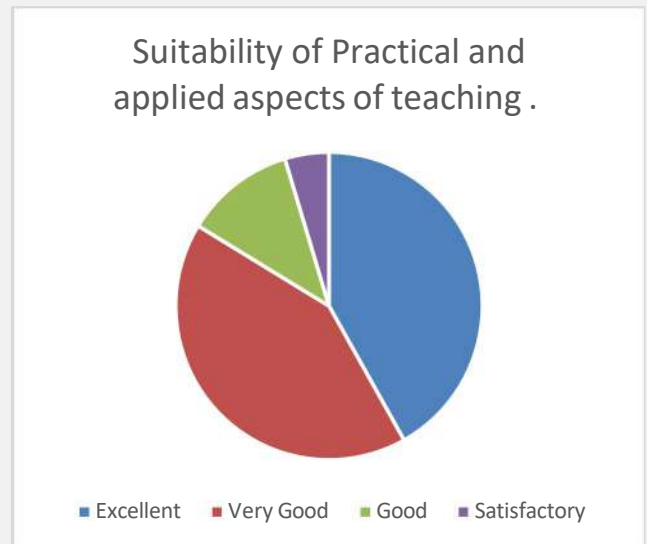


100 % respondents were satisfied with Sincerity and Commitment level of the Teacher. 98% respondents found it good. 81% of respondents labeled it very good and excellent.

6. Applied Aspects of Teaching:

Suitability of Practical and applied aspects of teaching

Excellent	18
Very Good	18
Good	5
Satisfactory	2

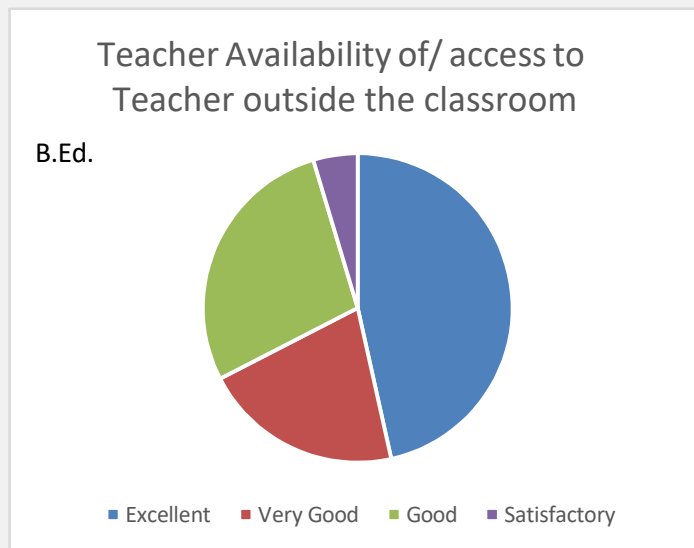


100 % respondents were satisfied with Applied Aspects of Teaching of the Teacher. 95% rated it good and above. 84% of respondents graded it very good and excellent.

7. Off Classroom Accessibility:

Teacher Availability of/ access to Teacher outside the classroom

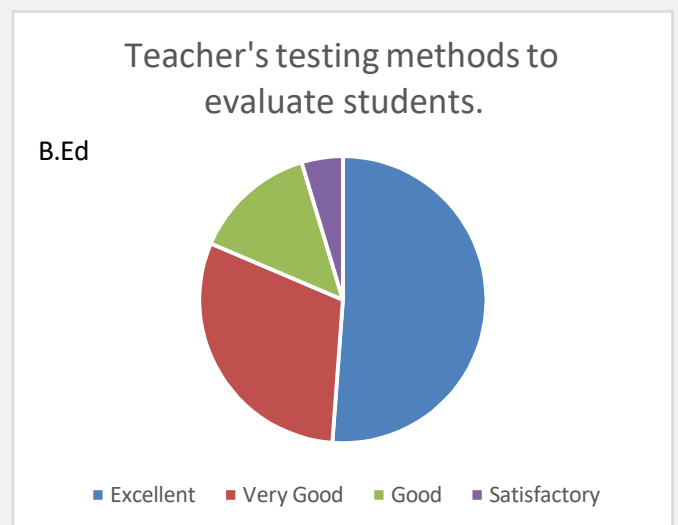
Excellent	20
Very Good	9
Good	12
Satisfactory	02



100 % respondents were satisfied with Off Classroom Accessibility of the Teacher. 95% placed it at good and above. 67% of respondents ranked it very good and excellent.

8. Evaluation Methods:

Excellent	22
Very Good	13
Good	6
Satisfactory	2

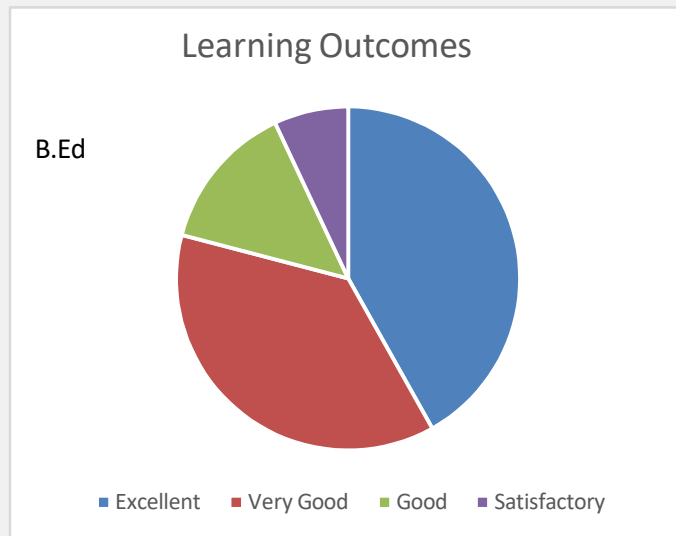


100 % respondents were satisfied with the Evaluation Methods used by of the Teacher. 95% awarded it good and above. 81% of respondents found it very good and excellent.

9. Learning Outcomes:

Learning Outcomes

Excellent	18
Very Good	16
Good	6
Satisfactory	3

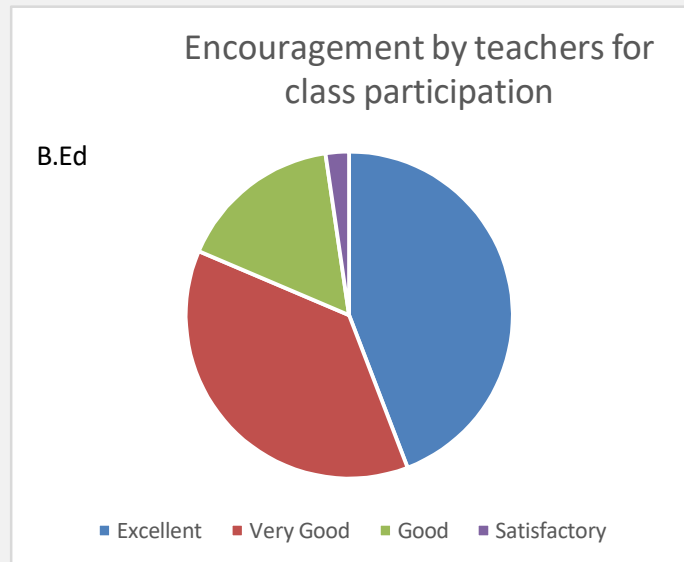


100 % respondents were satisfied with the Learning Outcomes of the teaching by the Teacher.93% found it good and above. 79% of respondents awarded it very good and excellent.

10. Encouraging Class Participation:

Encouragement by teachers for class participation

Excellent	19
Very Good	16
Good	7
Satisfactory	1

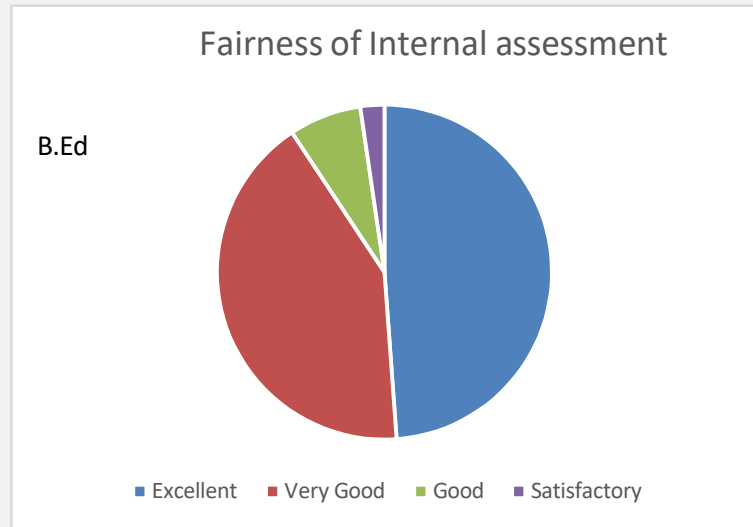


100 % respondents were satisfied with the Encouragement for Class Participation by the Teacher.98% ranked it good and above. 81% of respondents placed it at very good and excellent.

11. Fairness in Internal Assessment:

Fairness of Internal assessment

Excellent	21
Very Good	18
Good	3
Satisfactory	1

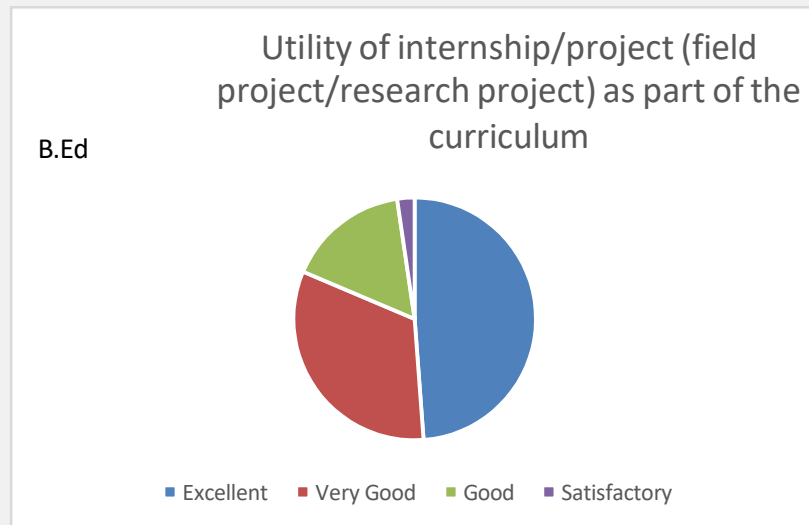


100 % respondents were satisfied with the Fairness in Internal Assessment .98% graded it good and above. 91% of respondents rated it very good and excellent.

12. Internship / Project as part of the curriculum:

Utility of internship/project (field project/research project) as part of the curriculum

Excellent	21
Very Good	14
Good	07
Satisfactory	1

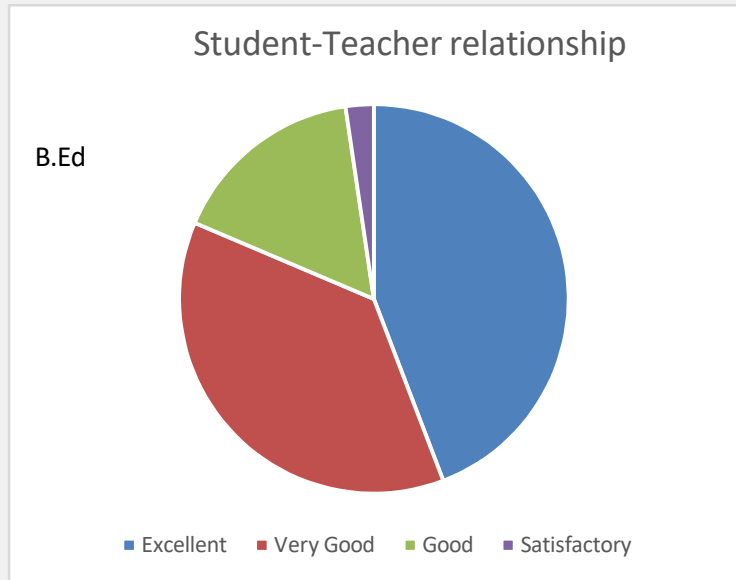


100% respondents were satisfied with the utilization of the internship/project by the Teacher as part of the curriculum. 98% labeled it good and above. 81% of the respondents allocated very good and excellent.

13. Student Teacher Relationship:

Student-Teacher relationship

Excellent	19
Very Good	16
Good	7
Satisfactory	1

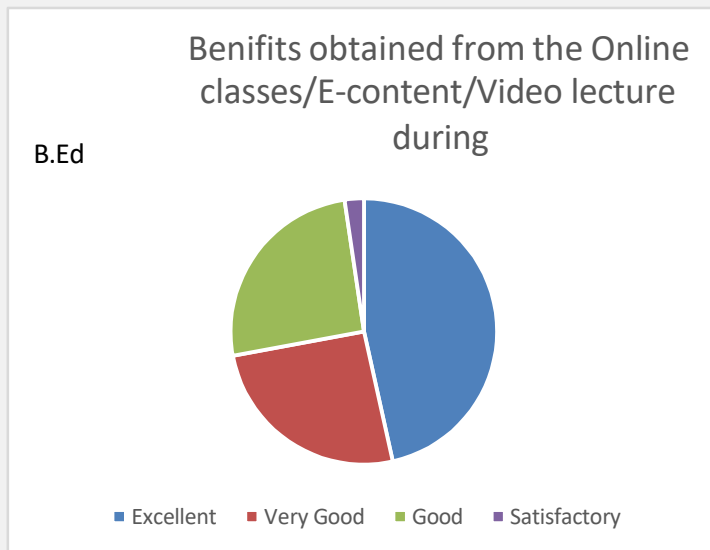


100 % respondents were satisfied with their Relationship with the Teacher .98% found it good and above. 81% of respondents awarded very good and excellent.

14. Beneficiality of the online Lectures and content during Covid-19:

Benefits obtained from the Online classes/E-content/Video lecture during COVID-19.

Excellent	20
Very Good	11
Good	11
Satisfactory	1

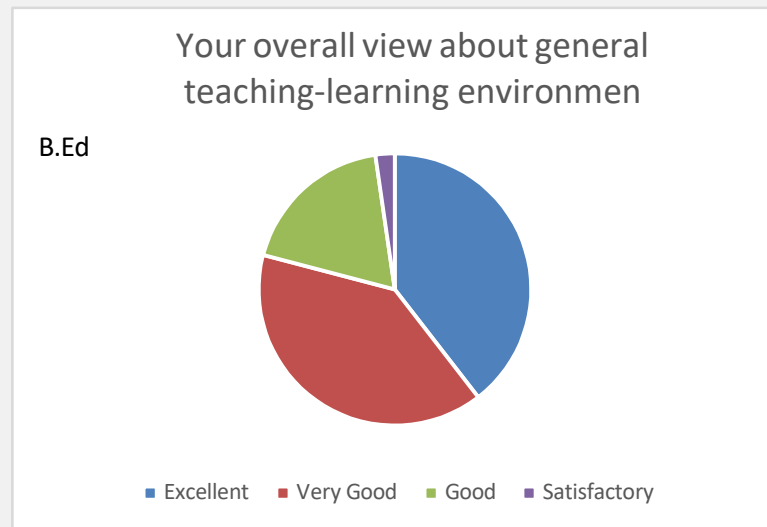


100 % respondents found the online Lectures and content provided by the Teacher during Covid-19 satisfactory.98% ranked it good and above. 72% of respondents awarded very good and excellent.

15. Overall Teaching Learning Environment:

Your overall view about general teaching-learning environment

Excellent	17
Very Good	17
Good	08
Satisfactory	01



100 % respondents found the Overall Teaching Learning Environment of the Teacher's class satisfactory.98% ranked it good and above. 79% of respondents awarded very good and excellent.

APPRAISAL: EXCELLENT

Almost 100% respondents were satisfied in all the aspects of teaching evaluated. Above 93% of the respondents awarded good in almost every category assessed. Above 84 % of the respondent awarded very good and excellent in most of the categories assessed.

SUGGESTIONS: The Assessee may like to enhance the quality of e-content

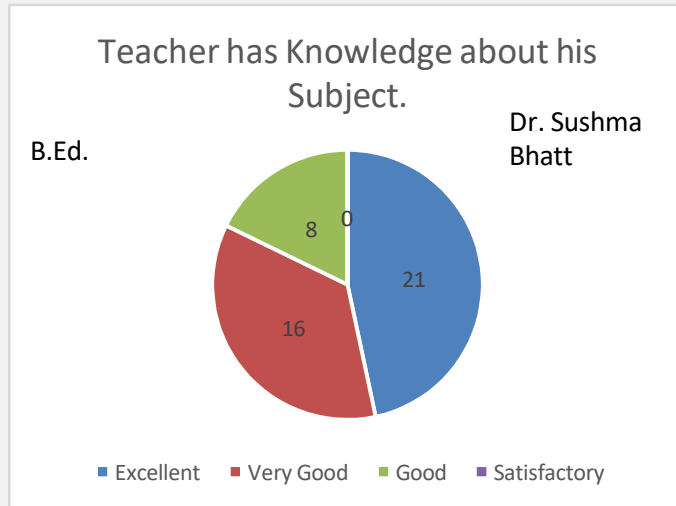
Department of B.Ed.

Name of Teacher: Dr. Shushma Bhatt

1. Subject knowledge:

Teacher has Knowledge about his Subject.

Excellent	21
Very Good	16
Good	8
Satisfactory	0

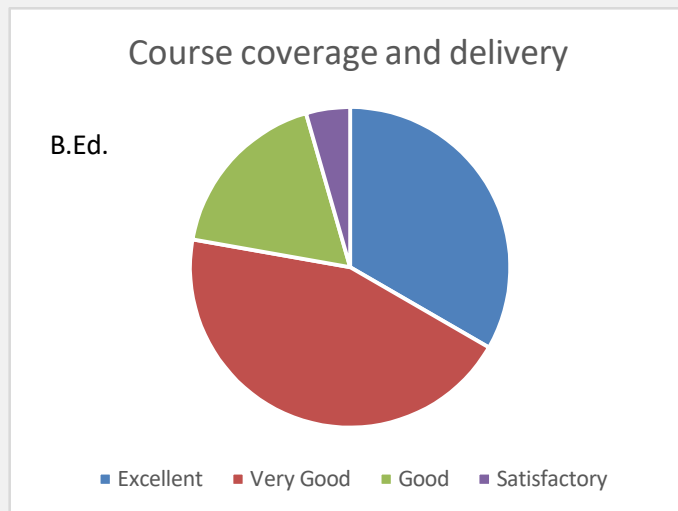


100 % respondents ranked the Teacher’s subject knowledge good. 86% of the respondents found it very good and excellent.

2. Course coverage and delivery:

Course coverage and delivery

Excellent	15
Very Good	20
Good	8
Satisfactory	2

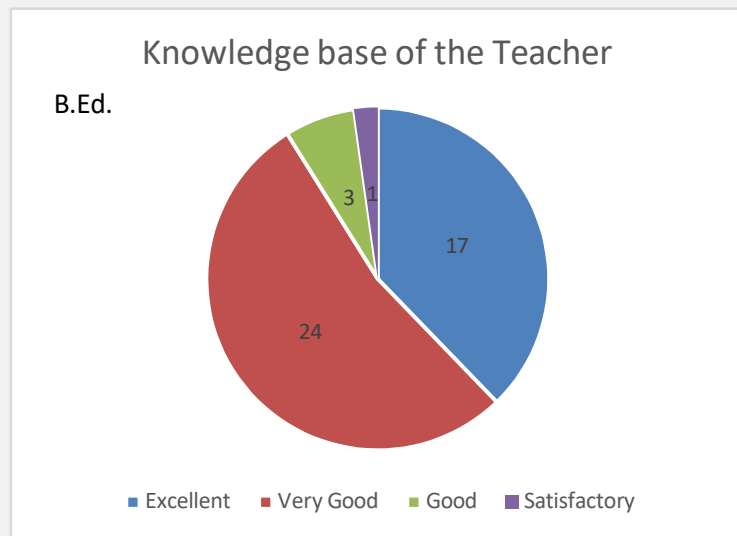


96 % respondents were satisfied with the course coverage and delivery. 96% of the respondents ranked it good and above. 78% placed it at very good and excellent.

3. Knowledge Base:

Knowledge base of the Teacher

Excellent	17
Very Good	24
Good	3
Satisfactory	1

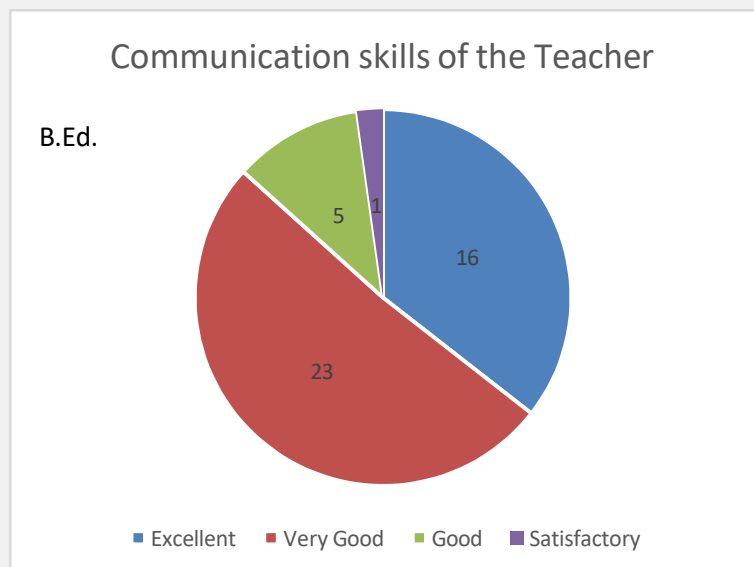


100 % respondents were satisfied with the knowledge base of the Teacher. 98% graded it good and above. 91% of respondents rated it very good and excellent.

4. Communication Skills:

Communication skills of the Teacher

Excellent	16
Very Good	23
Good	5
Satisfactory	1

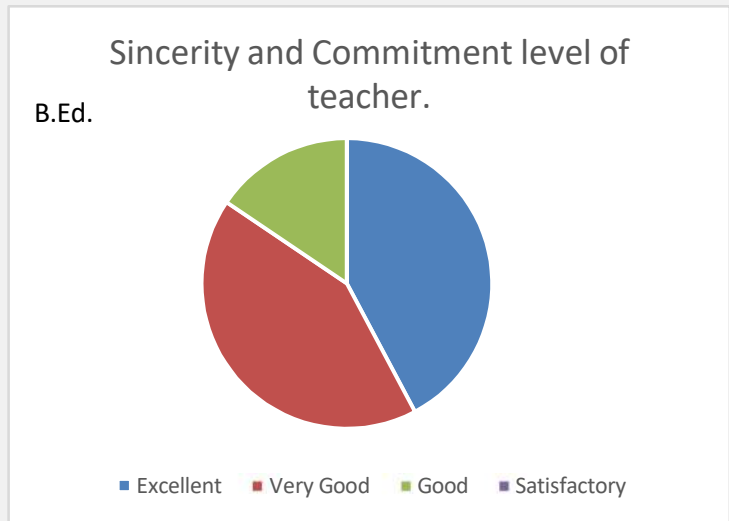


100 % respondents were satisfied with the Communication Skills of the Teacher. 98% labeled it good 87% of respondents allocated very good and excellent.

5. Sincerity and Commitment level:

Sincerity and Commitment level of teacher.

Excellent	19
Very Good	19
Good	7
Satisfactory	0

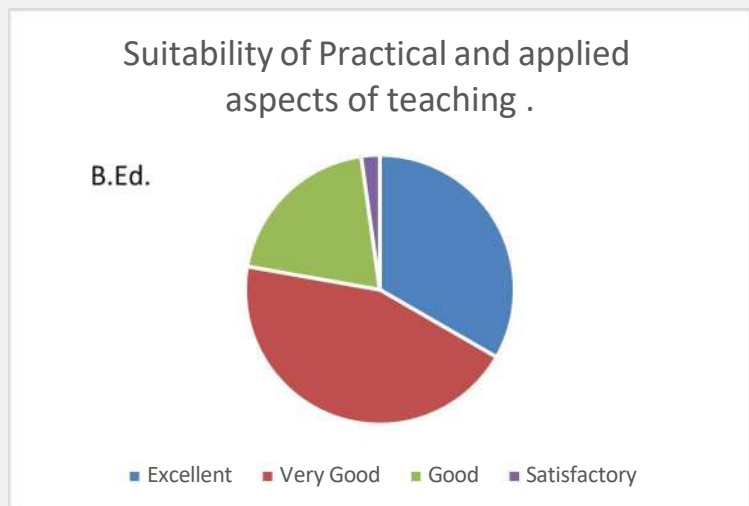


100 % respondents found Sincerity and Commitment level of the Teacher good. 84% of respondents labeled it very good and excellent.

6. Applied Aspects of Teaching:

Suitability of Practical and applied aspects of teaching

Excellent	15
Very Good	20
Good	9
Satisfactory	1

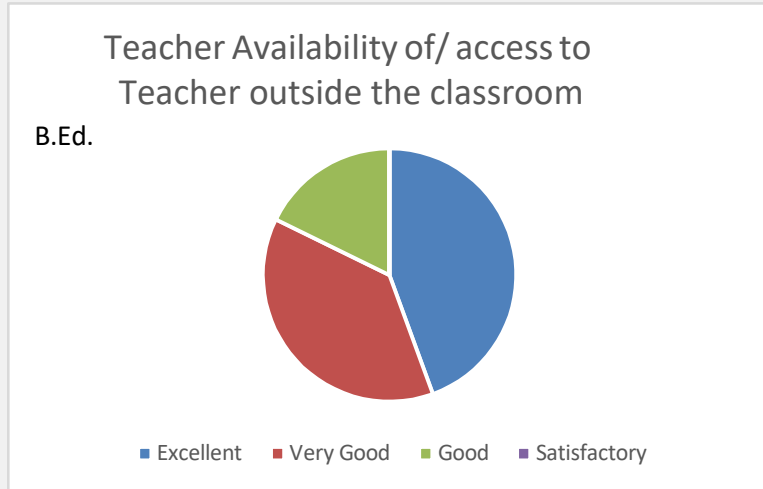


100 % respondents were satisfied with Applied Aspects of Teaching of the Teacher. 98% rated it good and above. 78% of respondents graded it very good and excellent.

7. Off Classroom Accessibility:

Teacher Availability of/ access to Teacher outside the classroom

Excellent	20
Very Good	17
Good	08
Satisfactory	0

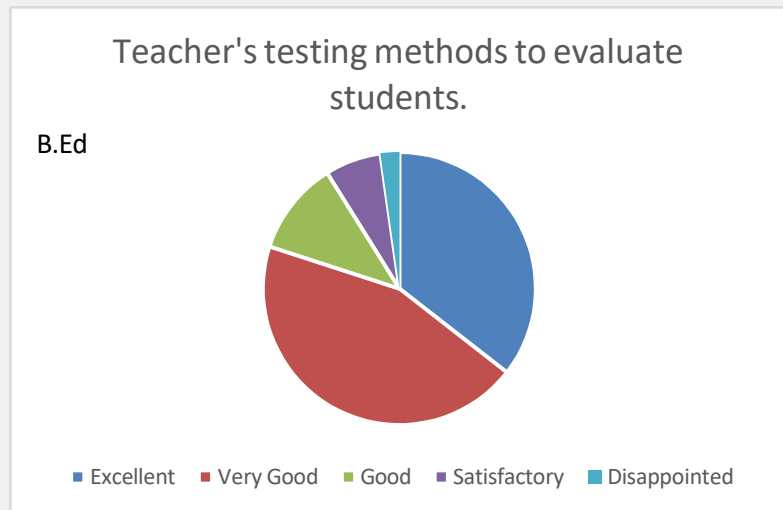


100 % respondents found the Off Classroom Accessibility of the Teacher good. 86% of respondents ranked it very good and excellent.

8. Evaluation Methods:

Teacher's testing methods to evaluate students.

Excellent	16
Very Good	20
Good	05
Satisfactory	03
Disappointed	01



98 % respondents were satisfied with the Evaluation Methods used by of the Teacher. 89% awarded it good and above. 80% of respondents found it very good and excellent.

9. Learning Outcomes:

Learning Outcomes

Excellent	19
Very Good	18
Good	8
Satisfactory	0

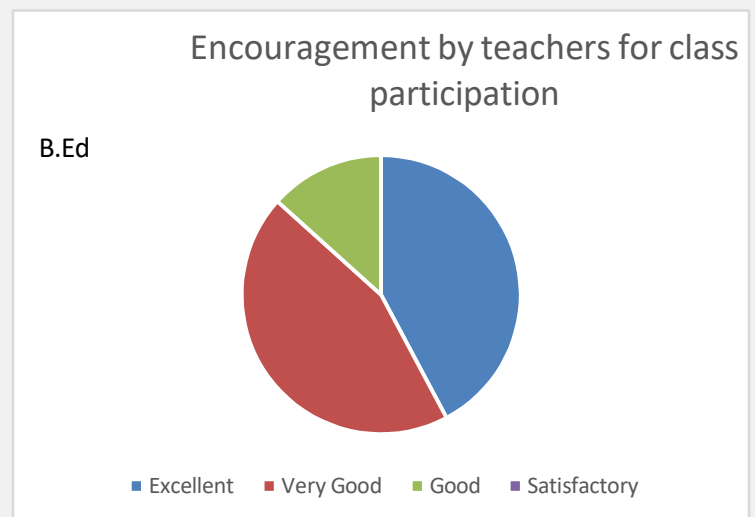


100 % respondents found the Learning Outcomes of the teaching by the Teacher good. 86% of respondents awarded it very good and excellent.

10. Encouraging Class Participation:

Encouragement by teachers for class participation

Excellent	19
Very Good	20
Good	6
Satisfactory	0

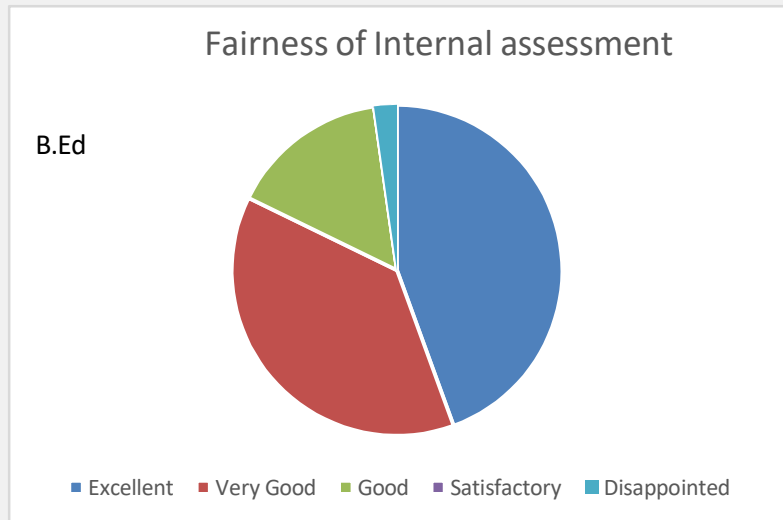


100 % respondents found the Encouragement for Class Participation by the Teacher good. 87% of respondents placed it at very good and excellent.

11. Fairness in Internal Assessment:

Fairness of Internal assessment

Excellent	20
Very Good	17
Good	7
Satisfactory	0
Disappointed	1

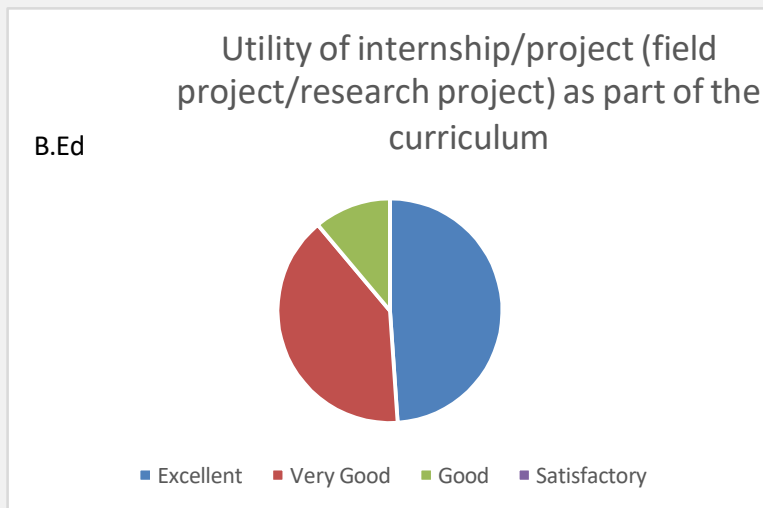


98% respondents found the Fairness in Internal Assessment good. 86% of respondents rated it very good and excellent.

12. Internship / Project as part of the curriculum:

Utility of internship/project (field project/research project) as part of the curriculum

Excellent	22
Very Good	18
Good	05
Satisfactory	0

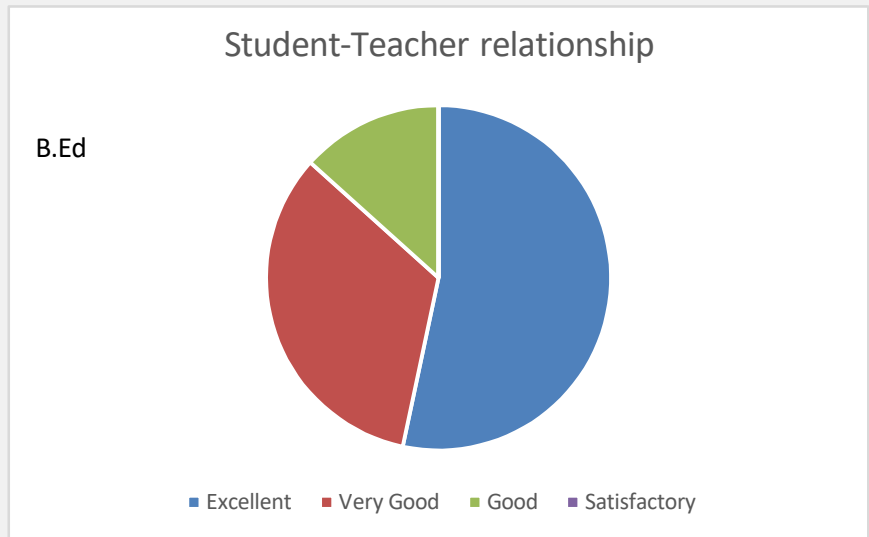


100% respondents found the utilization of the internship/project by the Teacher as part of the curriculum good. 89% of the respondents allocated very good and excellent.

13. Student Teacher Relationship:

Student-Teacher relationship

Excellent	24
Very Good	15
Good	6
Satisfactory	0

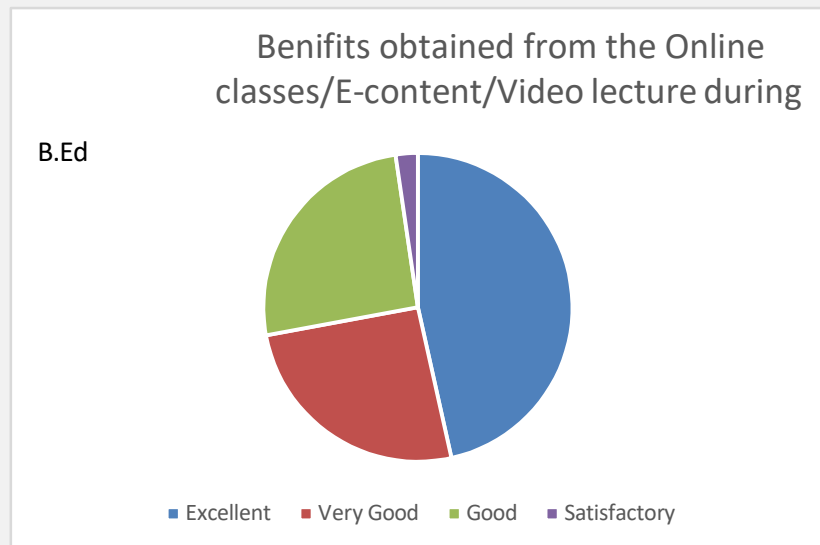


100 % respondents found their Relationship with the Teacher good. 87% of respondents awarded very good and excellent.

14. Beneficiality of the online Lectures and content during Covid-19:

Benifits obtained from the Online classes/E-content/Video lecture during COVID-19.

Excellent	20
Very Good	11
Good	11
Satisfactory	01

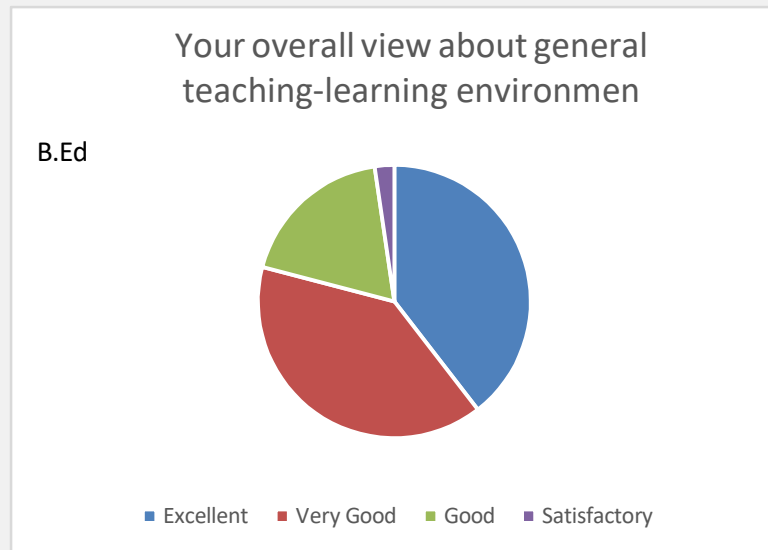


100 % respondents found the online Lectures and content provided by the Teacher during Covid-19 satisfactory.98% ranked it good and above. 73% of respondents awarded very good and excellent.

15. Overall Teaching Learning Environment:

Your overall view about general teaching-learning environment

Excellent	17
Very Good	17
Good	08
Satisfactory	01



100 % respondents found the Overall Teaching Learning Environment of the Teacher's class good. 87% of respondents awarded very good and excellent.

APPRAISAL: EXCELLENT

More than 98% of the respondents were satisfied in almost all the aspects of teaching evaluated. More than 86% of the respondents awarded good in each category assessed. Above 80% awarded very good and excellent in almost all the category assessed.

SUGGESTIONS: The Assessee may like to enhance the quality of e-conent.

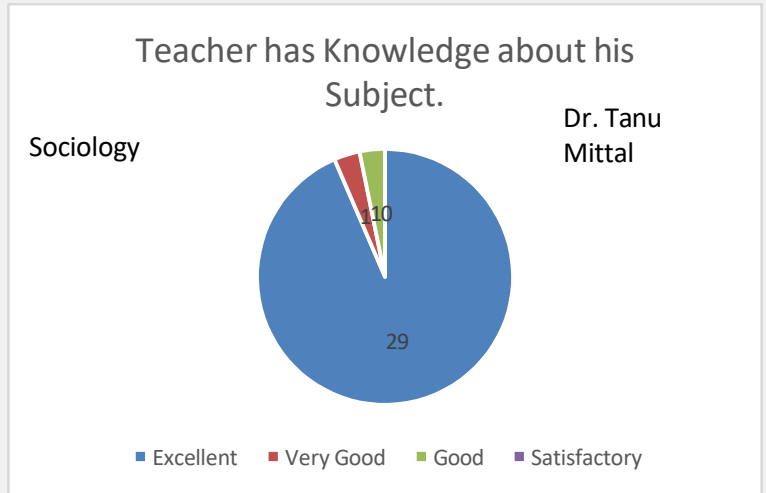
Department of Sociology

Name of Teacher: Dr. Tanu Mittal

1. Subject knowledge:

Teacher has Knowledge about his Subject.

Excellent	29
Very Good	1
Good	1
Satisfactory	0

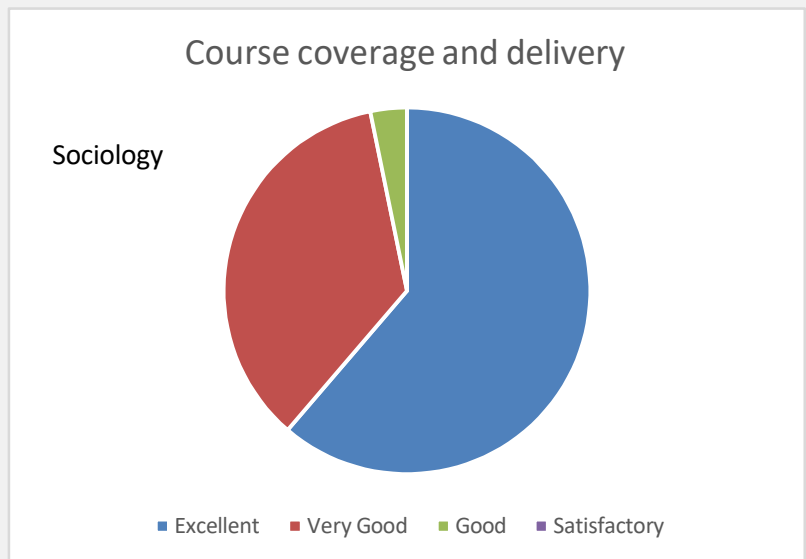


100 % respondents ranked the Teacher’s subject knowledge good. 97% of the respondents found it very good and excellent.

2. Course coverage and delivery:

Course coverage and delivery

Excellent	19
Very Good	11
Good	1
Satisfactory	0

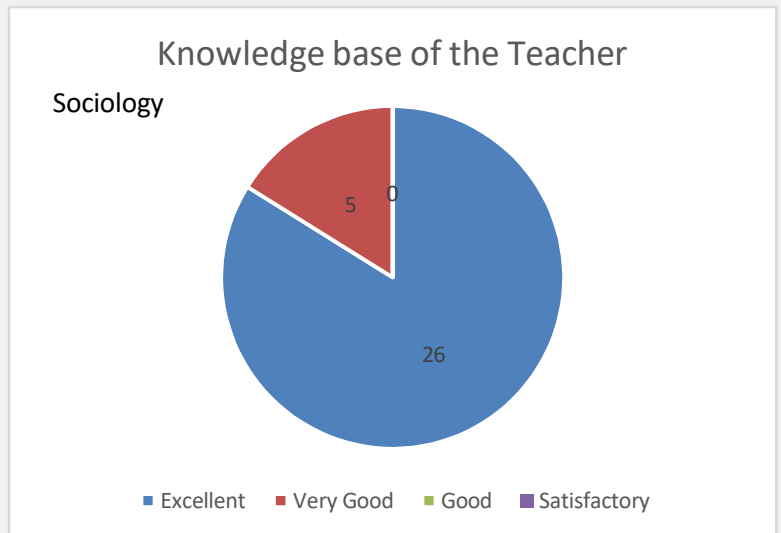


100% of the respondents ranked Course coverage and delivery of the Teacher good. 97% placed it at very good and excellent.

3. Knowledge Base:

Knowledge base of the Teacher

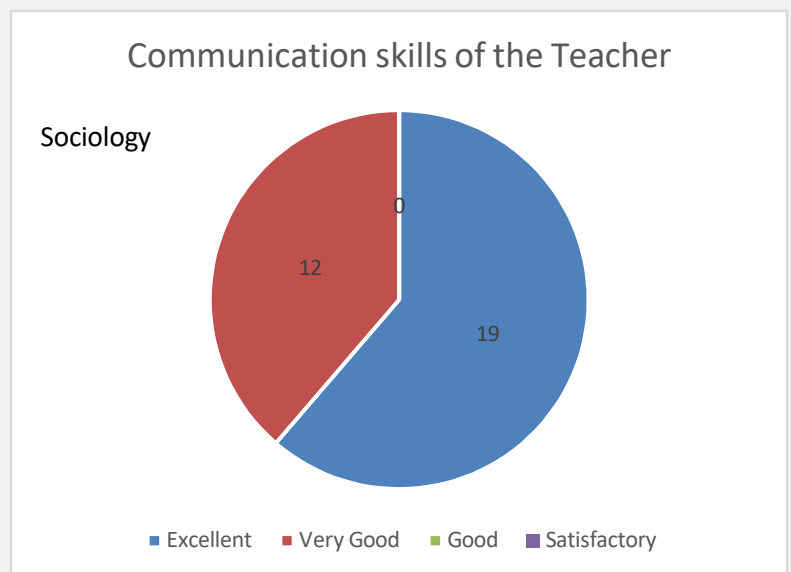
Excellent	26
Very Good	5
Good	0
Satisfactory	0



100 % respondents found the knowledge base of the Teacher very good. 84% of respondents rated it excellent.

4. Communication Skills:

Excellent	19
Very Good	12
Good	0
Satisfactory	0

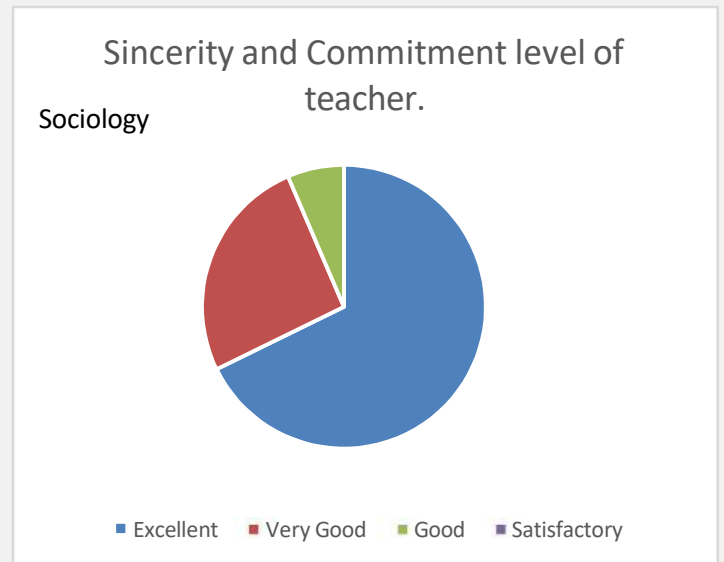


100 % respondents found the Communication Skills of the Teacher very good. 61% of respondents allocated excellent.

5. Sincerity and Commitment level:

Sincerity and Commitment level of teacher.

Excellent	21
Very Good	8
Good	2
Satisfactory	0

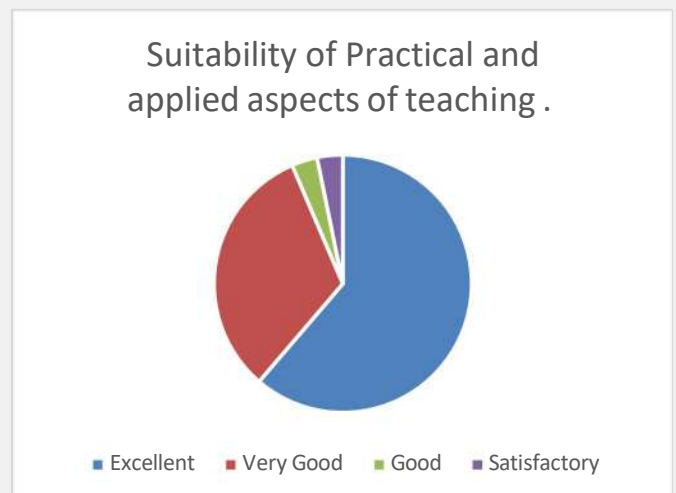


100 % respondents found the Teacher's Sincerity and Commitment level good and 94% found it to be very good excellent.

6. Applied Aspects of Teaching:

Suitability of Practical and applied aspects of teaching

Excellent	19
Very Good	10
Good	1
Satisfactory	1

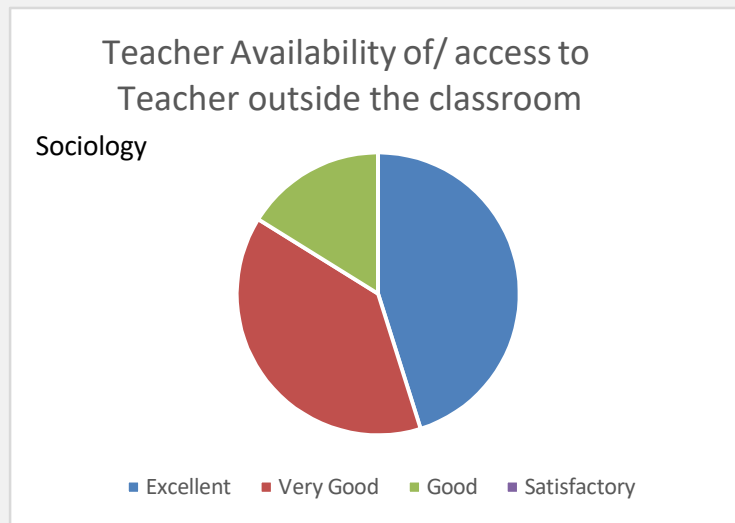


100 % respondents were satisfied with Applied Aspects of Teaching of the Teacher. 97% rated it good and above. 94% of respondents graded it very good and excellent.

7. Off Classroom Accessibility:

Teacher Availability of/ access to Teacher outside the classroom

Excellent	14
Very Good	12
Good	05
Satisfactory	0

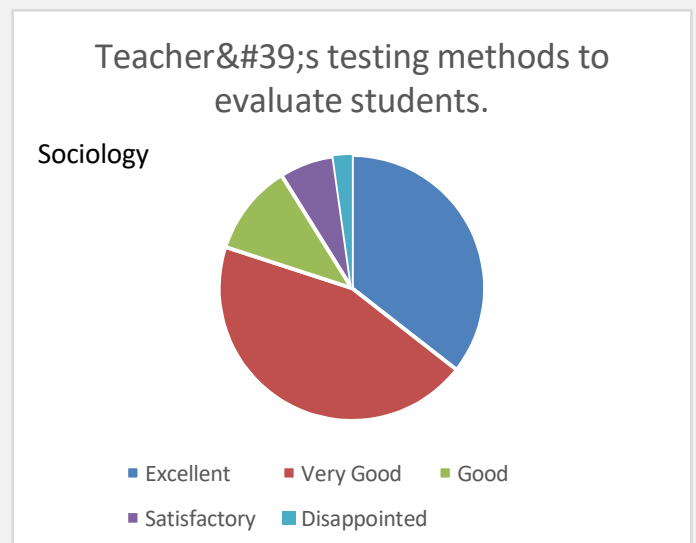


100 % respondents found off Classroom Accessibility of the teacher good. 84% of respondents ranked it very good and excellent.

8. Evaluation Methods:

Teacher's testing methods to evaluate students.

Excellent	17
Very Good	13
Good	1
Satisfactory	0
Disappointed	0



100 % respondents found the Evaluation Methods used by of the Teacher good. 97% of respondents found it very good and excellent.

9. Learning Outcomes:

Learning Outcomes

Excellent	17
Very Good	14
Good	0
Satisfactory	0

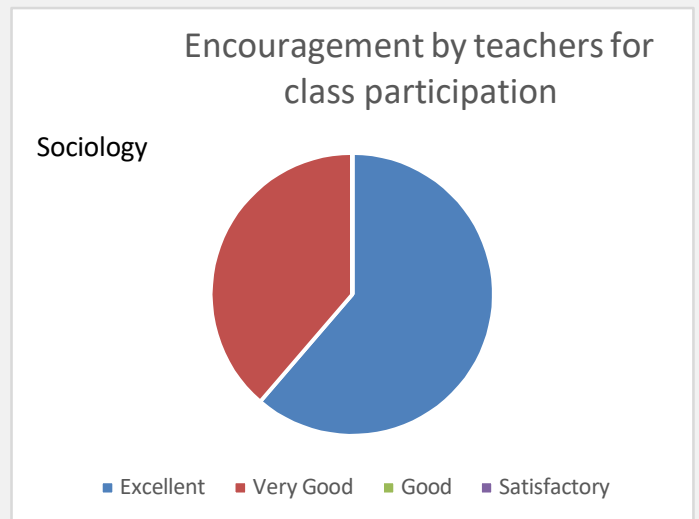


100 % respondents found the Learning Outcomes of the teaching by the teacher very good. 55% of respondents awarded it excellent.

10. Encouraging Class Participation:

Encouragement by teachers for class participation

Excellent	19
Very Good	12
Good	0
Satisfactory	0

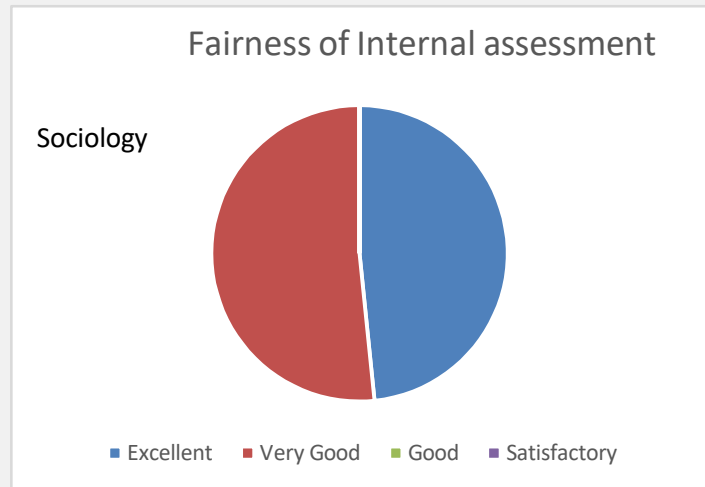


100 % respondents found the encouragement for Class Participation by the Teacher very good. 61% of respondents placed it at excellent.

11. Fairness in Internal Assessment:

Fairness of Internal assessment

Excellent	15
Very Good	16
Good	0
Satisfactory	0

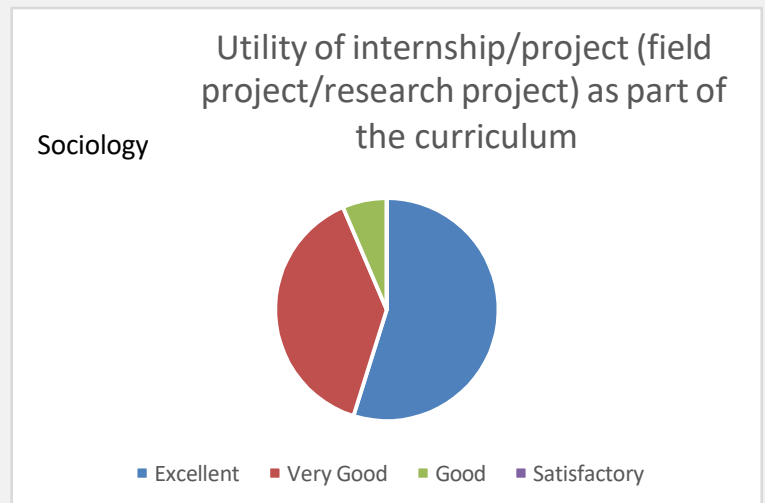


100 % respondents ranked the teacher very good in the Fairness in Internal Assessment. 48% of respondents awarded it excellent.

12. Internship / Project as part of the curriculum:

Utility of internship/project (field project/research project) as part of the curriculum

Excellent	17
Very Good	12
Good	02
Satisfactory	02

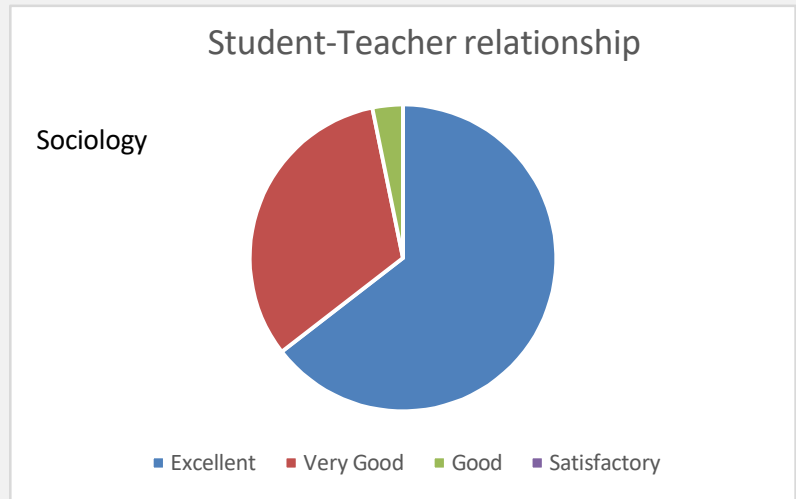


100% respondents found the teacher good in utilization of the internship/project as part of the curriculum. 94% labeled it very good and excellent.

13. Student Teacher Relationship:

Student-Teacher relationship

Excellent	20
Very Good	10
Good	1
Satisfactory	0

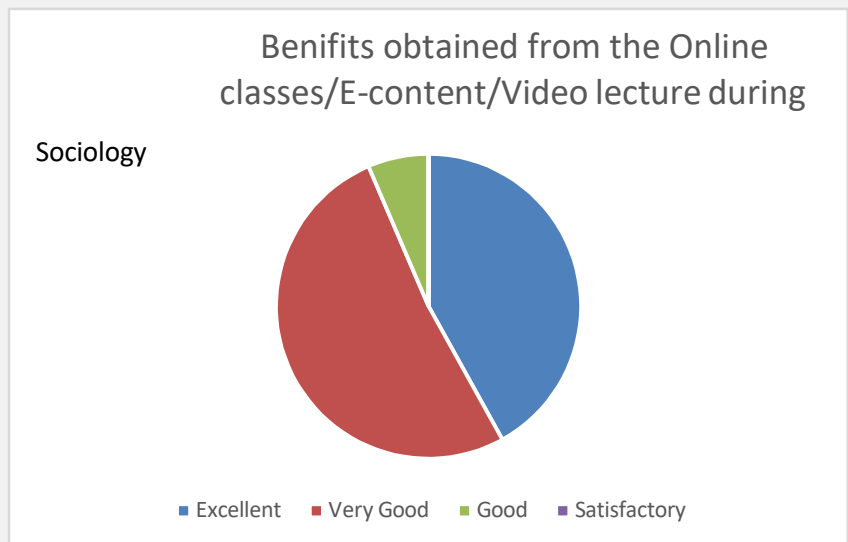


100 % respondents were satisfied with their Relationship with the Teacher. 97% of respondents awarded very good and excellent.

14. Beneficiality of the online Lectures and content during Covid-19:

Benifits obtained from the Online classes/E-content/Video lecture during COVID-19.

Excellent	13
Very Good	16
Good	02
Satisfactory	0

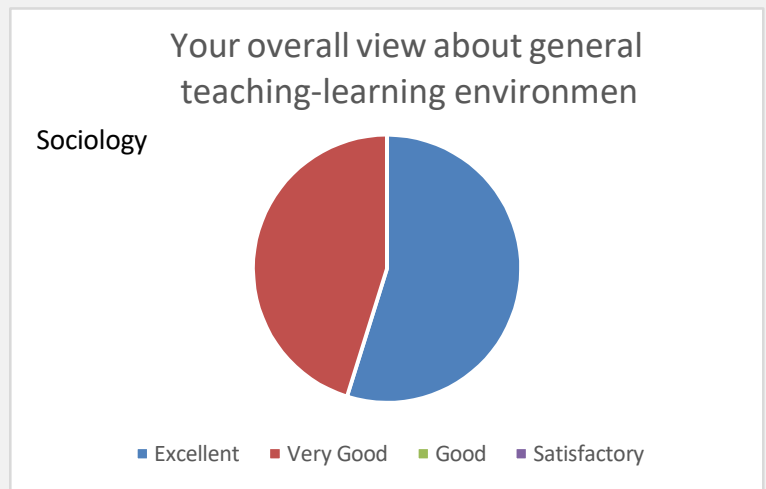


100 % respondents found the online Lectures and content provided by the Teacher during Covid-19 good. 90% of respondents awarded very good and excellent.

15. Overall Teaching Learning Environment:

Your overall view about general teaching-learning environment

Excellent	17
Very Good	14
Good	0
Satisfactory	0



100 % respondents found the Overall Teaching Learning Environment of the Teacher's class very good. 55% of respondents awarded excellent.

APPRAISAL: Excellent

100% respondents were satisfied in all the aspects of teaching evaluated. Above 85% of the respondents awarded very good and excellent in majority of the category assessed.

SUGGESTIONS:

Assesse may like to improve the fairness of internal assessment.

Department of Mathematics

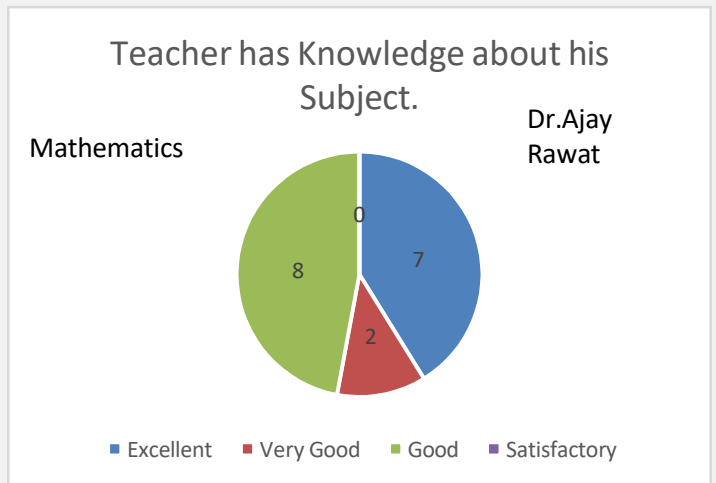
Name of Teacher: Dr. Ajay Rawat

1. Subject knowledge:

Teacher has Knowledge about his Subject.

Excellent
Very Good
Good
Satisfactory

7
2
8
0

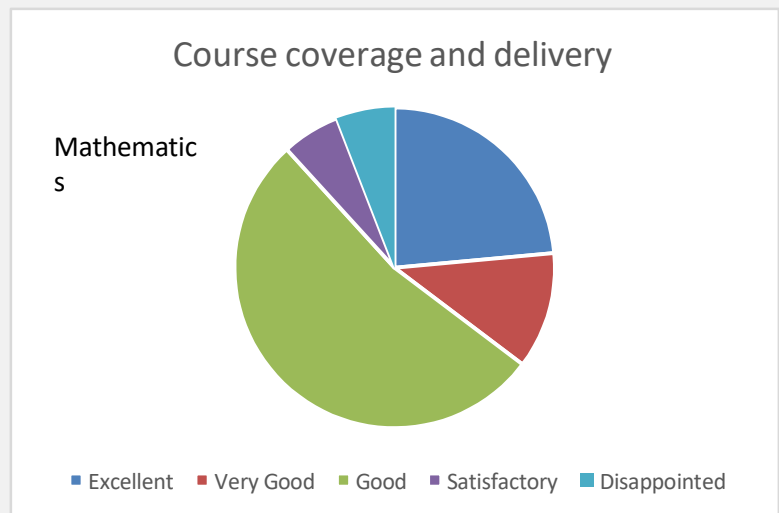


100 % respondents ranked the Teacher's subject knowledge good. 53% of the respondents found it very good and excellent.

2. Course coverage and delivery:

Course coverage and delivery

Excellent 4
Very Good 2
Good 9
Satisfactory 1
Disappointed 1

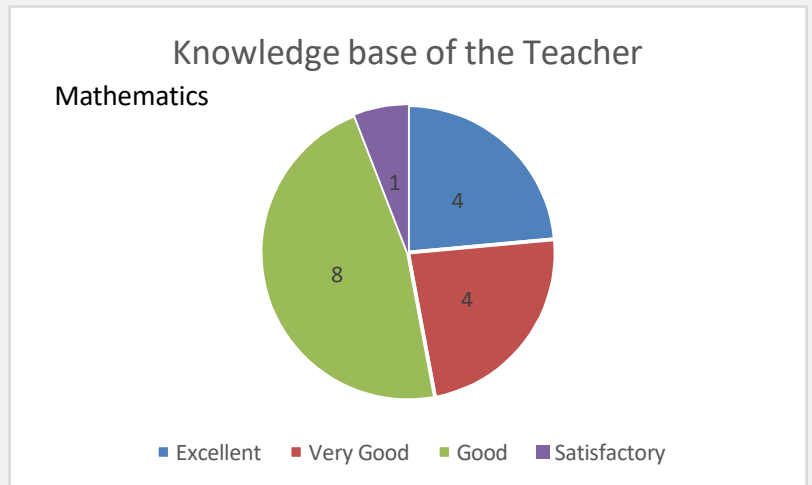


94% respondents were satisfied with the course coverage and delivery. 88% of the respondents ranked it good and above. 35% placed it at very good and excellent.

3. Knowledge Base:

Knowledge base of the Teacher

Excellent	4
Very Good	4
Good	8
Satisfactory	1

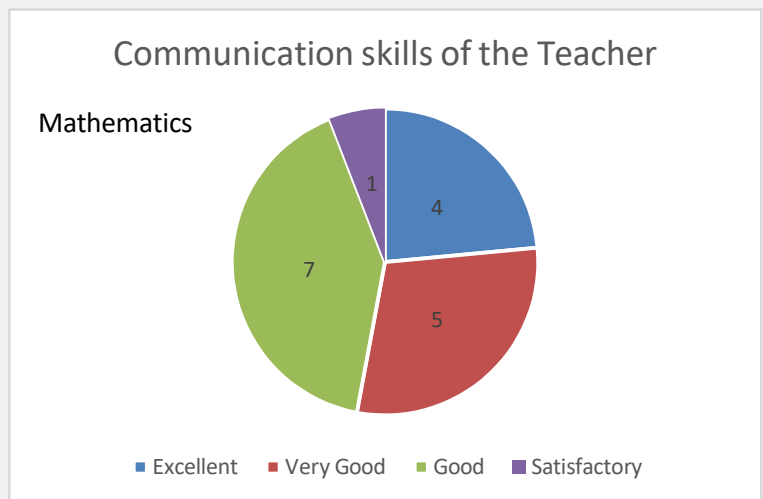


100 % respondents were satisfied with the knowledge base of the Teacher. 94% graded it good and above. 47% of respondents rated it very good and excellent.

4. Communication Skills:

Communication skills of the Teacher

Excellent	4
Very Good	5
Good	7
Satisfactory	1

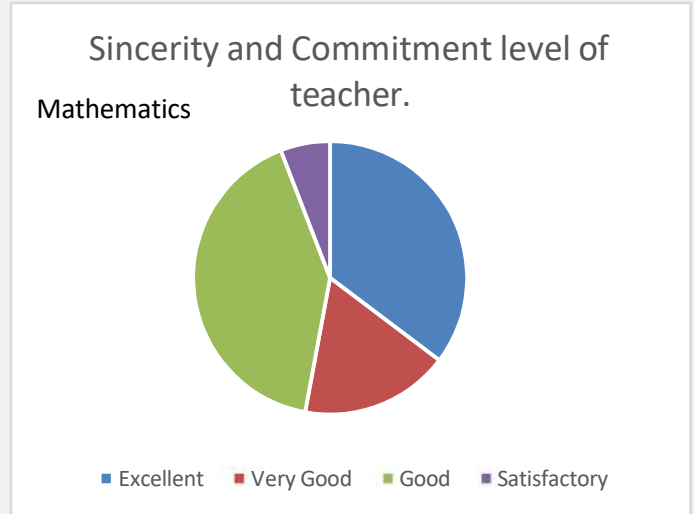


100 % respondents were satisfied with the Communication Skills of the Teacher. 94% labeled it good and above. 53% of respondents allocated very good and excellent.

5. Sincerity and Commitment level:

Sincerity and Commitment level of teacher.

Excellent	6
Very Good	3
Good	7
Satisfactory	1

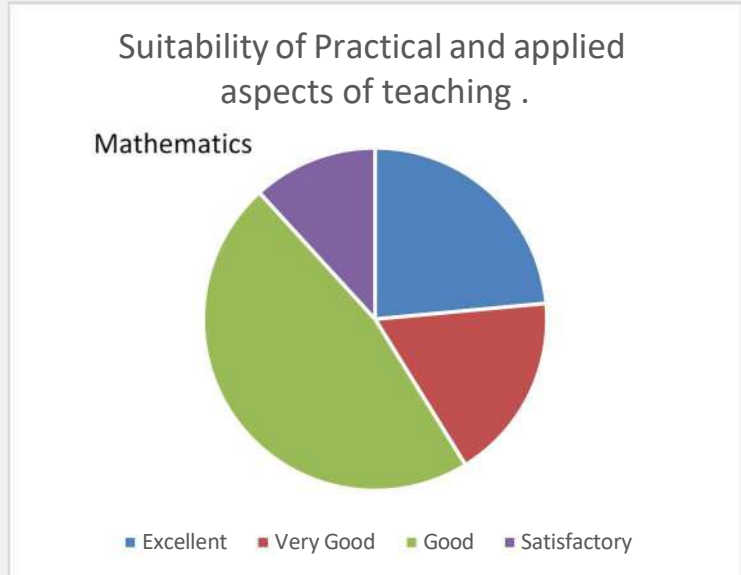


100 % respondents were satisfied with Sincerity and Commitment level of the Teacher. 94% respondents found it good. 53% of respondents labeled very good and excellent.

6. Applied Aspects of Teaching:

Suitability of Practical and applied aspects of teaching

Excellent	4
Very Good	3
Good	8
Satisfactory	2

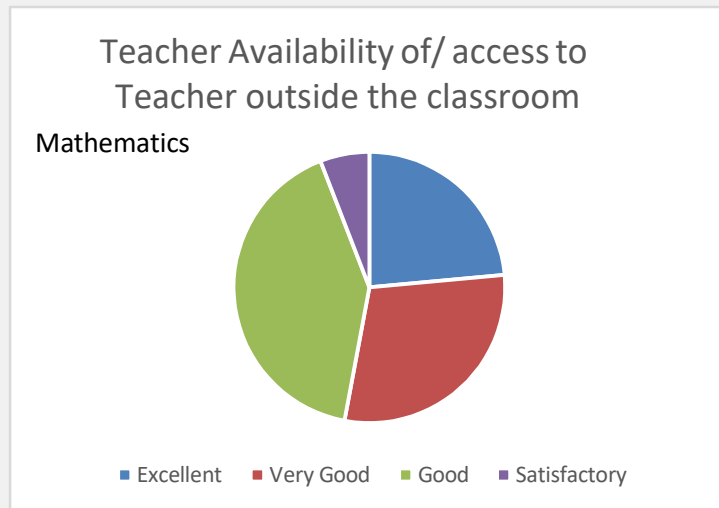


100 % respondents were satisfied with Applied Aspects of Teaching of the Teacher. 88% rated it good and above. 41% of respondents graded it very good and excellent.

7. Off Classroom Accessibility:

Teacher Availability of/ access to Teacher outside the classroom

Excellent	4
Very Good	5
Good	7
Satisfactory	1

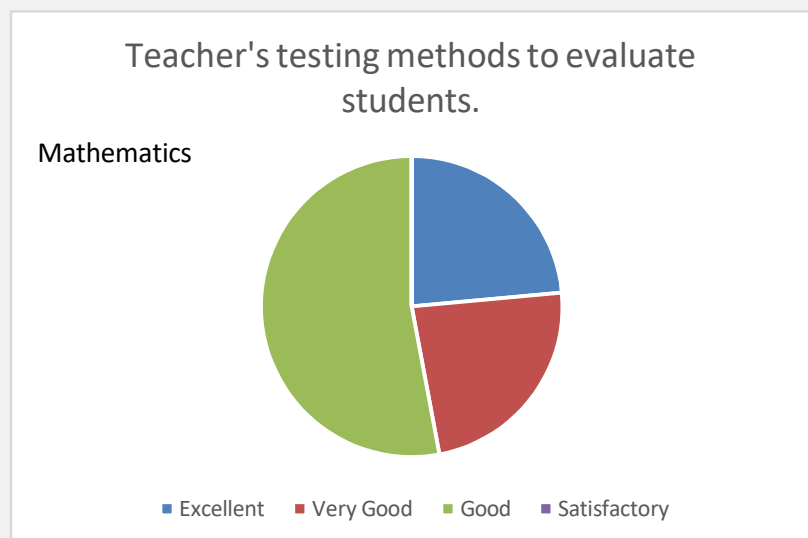


100 % respondents were satisfied with Off Classroom Accessibility of the Teacher. 94% placed it good and above. 53% of respondents ranked it very good and excellent.

8. Evaluation Methods:

Teacher' s testing methods to evaluate students.

Excellent	4
Very Good	4
Good	9
Satisfactory	0

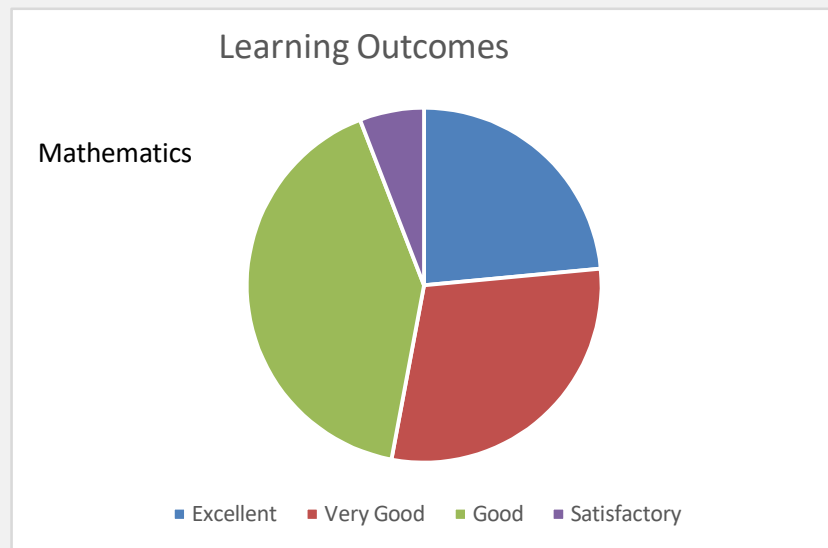


100 % respondents found the Evaluation Methods used by of the Teacher good. 47% of respondents found it very good and excellent.

9. Learning Outcomes:

Learning Outcomes

Excellent	4
Very Good	5
Good	7
Satisfactory	1

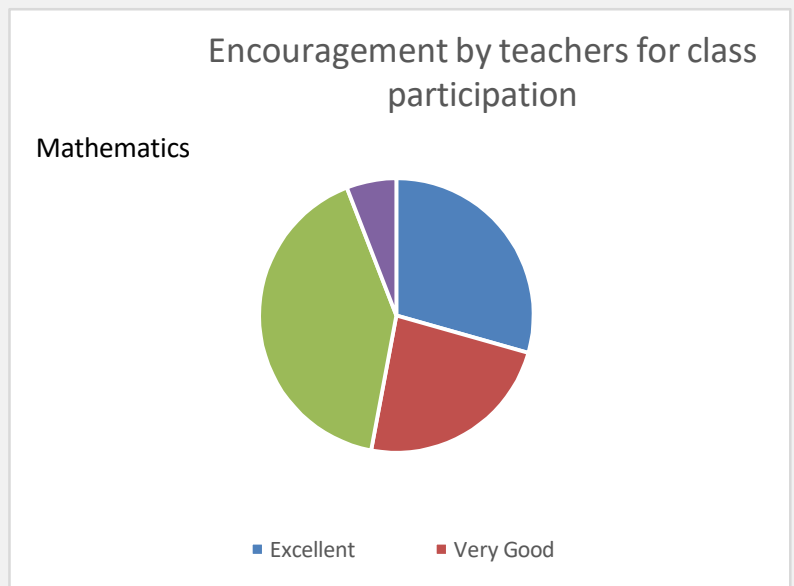


100 % respondents were satisfied with the Learning Outcomes of the teaching by the Teacher.94% found it good and above. 53% of respondents awarded it very good and excellent.

10. Encouraging Class Participation:

Encouragement by teachers for class participation

Excellent	5
Very Good	4
Good	7
Satisfactory	1

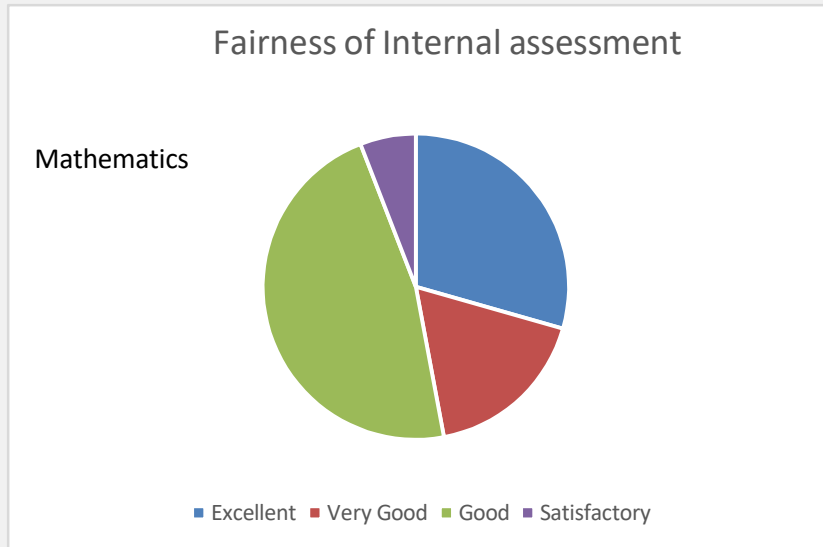


100 % respondents were satisfied with the Encouragement for Class Participation by the Teacher.94% ranked it good and above. 53% of respondents placed it at very good and excellent.

11. Fairness in Internal Assessment:

Fairness of Internal assessment

Excellent	5
Very Good	3
Good	8
Satisfactory	1

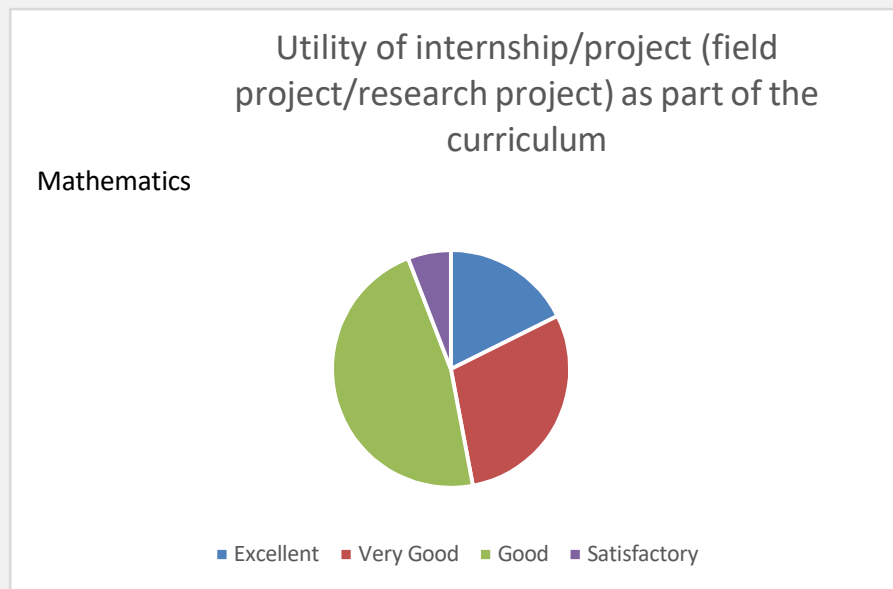


100 % respondents were satisfied with the Fairness in Internal Assessment .94% graded it good and above. 47% of respondents rated it very good and excellent.

12. Internship / Project as part of the curriculum:

Utility of internship/project (field project/research project) as part of the curriculum

Excellent	3
Very Good	5
Good	8
Satisfactory	1

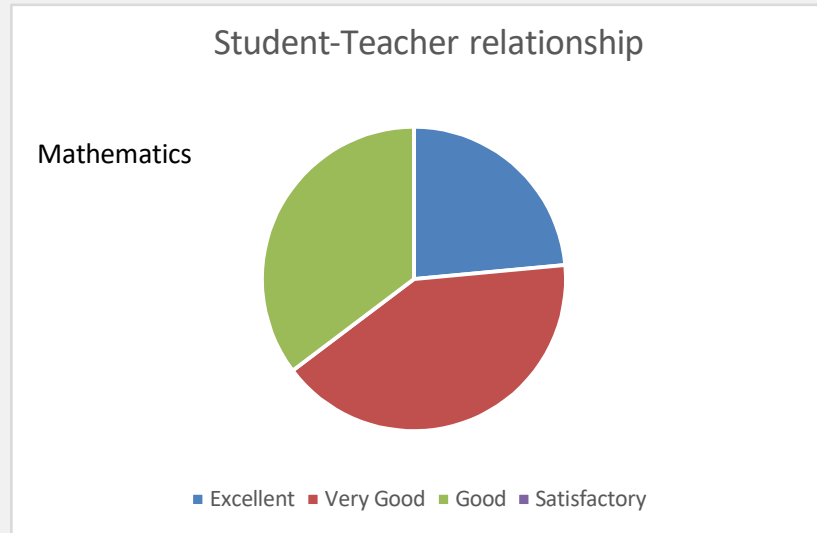


100% respondents were satisfied with the utilization of the Internship/ project by the Teacher as part of the curriculum. 94% labeled it good and above. 47% of the respondents allocated very good and excellent.

13. Student Teacher Relationship:

Student-Teacher relationship

Excellent	4
Very Good	7
Good	6
Satisfactory	0

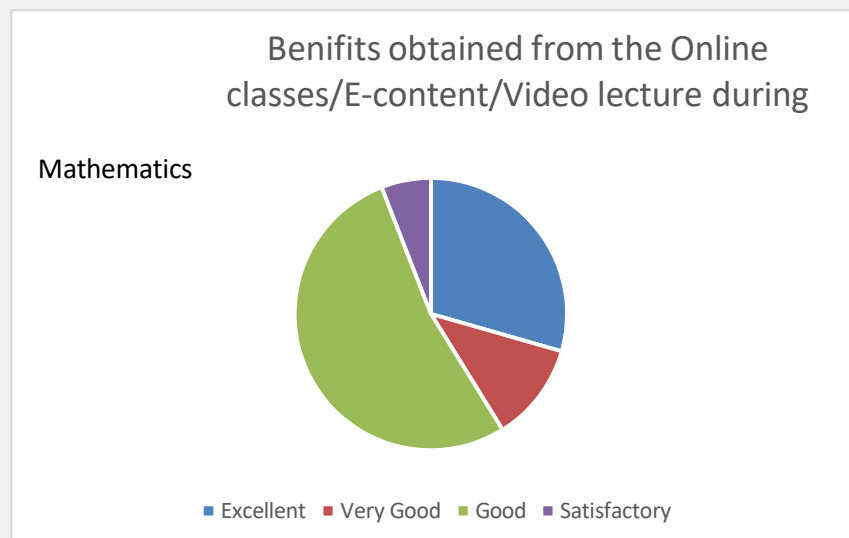


100 % respondents found the Relationship with the Teacher good. 65% of respondents awarded very good and excellent.

14. Beneficiality of the online Lectures and content during Covid-19:

Benefits obtained from the Online classes/E-content/Video lecture during COVID-19.

Excellent	5
Very Good	2
Good	9
Satisfactory	1

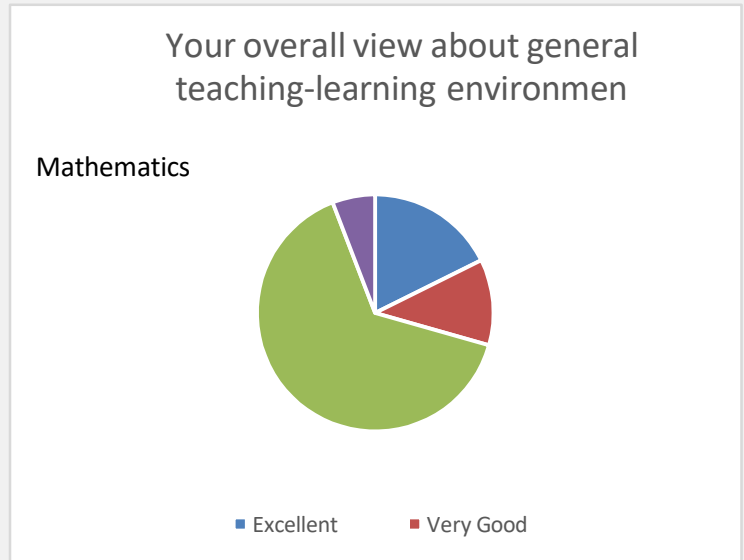


100 % respondents found the online Lectures and content provided by the Teacher during Covid-19 satisfactory.94% ranked it good and above. 41% of respondents awarded very good and excellent.

15. Overall Teaching Learning Environment:

Your overall view about general teaching-learning environment

Excellent	3
Very Good	2
Good	11
Satisfactory	1



100 % respondents found the Overall Teaching Learning Environment of the Teacher’s class satisfactory.94% ranked it good and above. 29% of respondents awarded very good and excellent.

APPRAISAL: Very Good

Almost 100% respondents were satisfied in all the aspects of teaching evaluated.94% of the respondents awarded good in majority of the categories assessed. More than half of the respondents rated very good and excellent in about half the categories.

SUGGESTIONS:

Assessee can improve his course coverage and delivery along with evaluation methods.

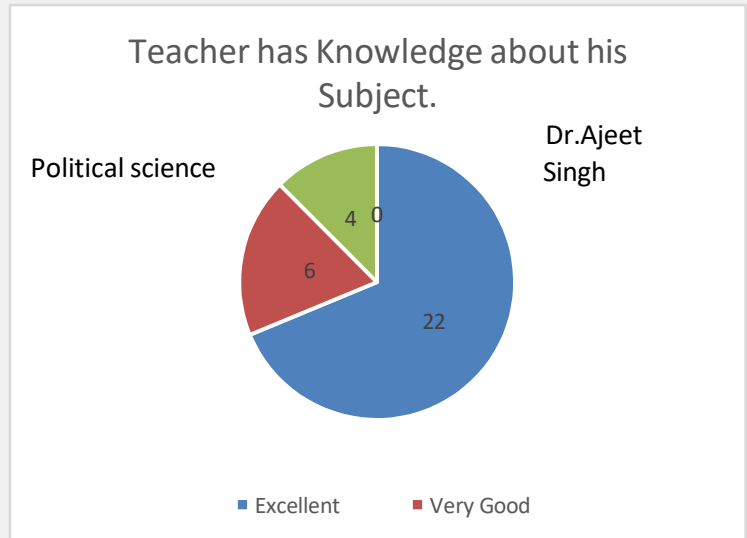
Department of Political Science

Name of Teacher: Dr. Ajeet Singh

1. Subject knowledge:

Teacher has Knowledge about his Subject.

Excellent	22
Very Good	6
Good	4
Satisfactory	0

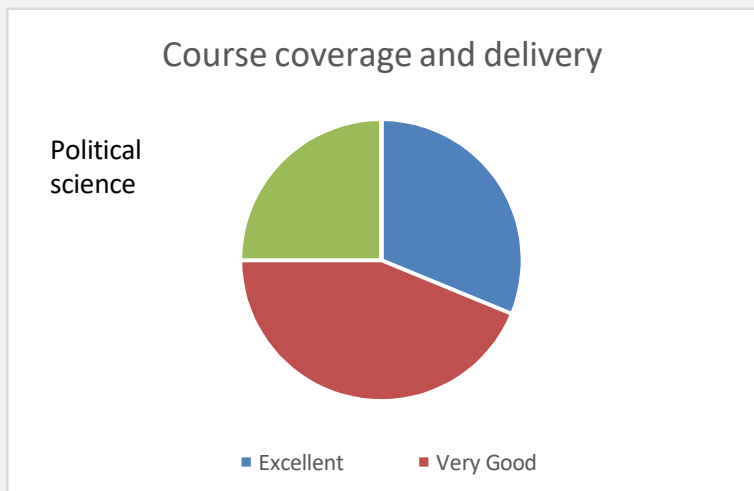


100 % respondents ranked the Teacher’s subject knowledge good. 85% of the respondents found it very good and excellent.

2. Course coverage and delivery:

Course coverage and delivery

Excellent	10
Very Good	14
Good	8
Satisfactory	0

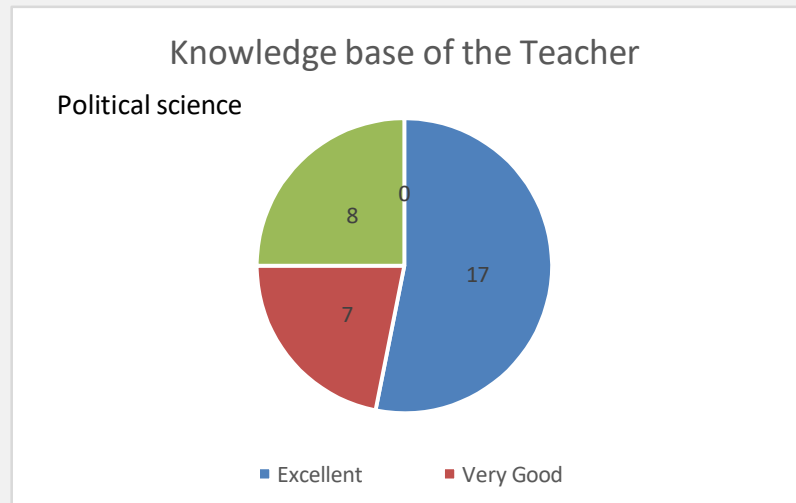


100% respondents found the course coverage and delivery of the Teacher good. 72% placed it at very good and excellent.

3. Knowledge Base:

Knowledge base of the Teacher

Excellent	17
Very Good	7
Good	8
Satisfactory	0

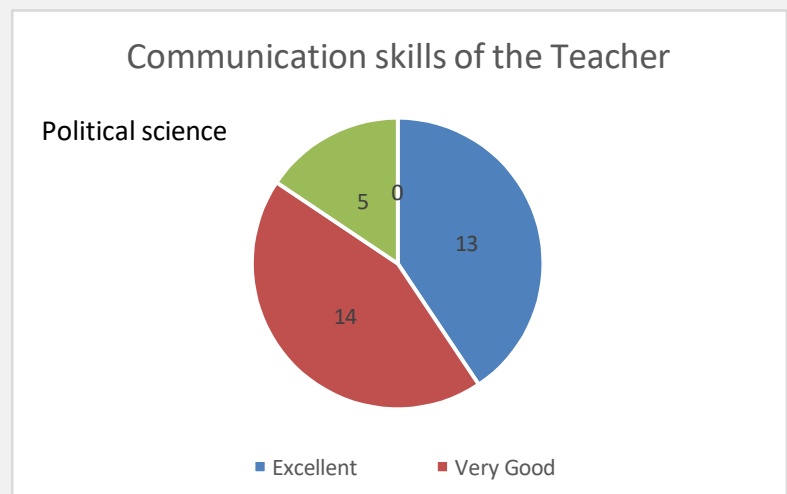


100 % respondents found the knowledge base of the Teacher good. 72% of respondents rated it very good and excellent.

4. Communication Skills:

Communication skills of the Teacher

Excellent	13
Very Good	14
Good	5
Satisfactory	0

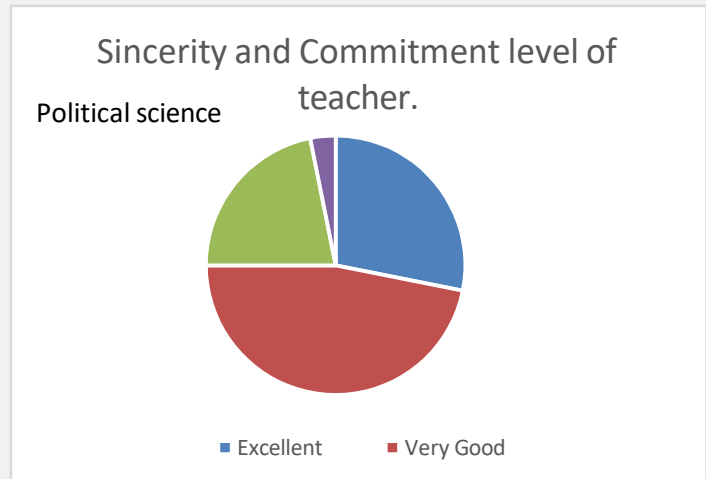


100 % respondents found the Communication Skills of the Teacher very good. 82% of respondents allocated very good and excellent.

5. Sincerity and Commitment level:

Sincerity and Commitment level of teacher.

Excellent	9
Very Good	15
Good	7
Satisfactory	1

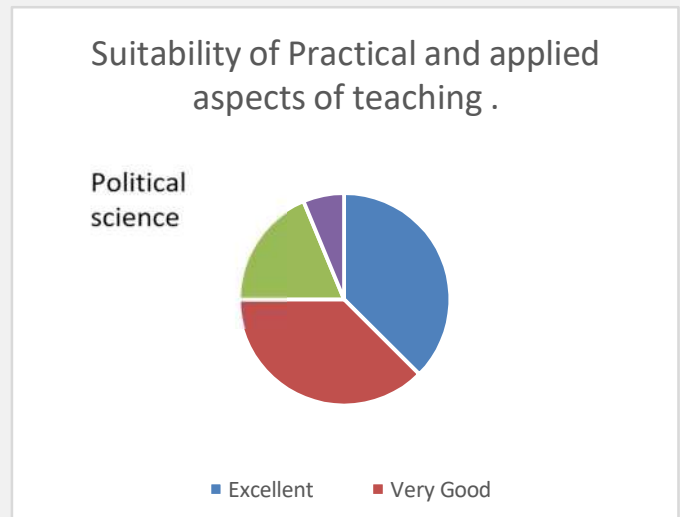


100 % respondents were satisfied with Sincerity and Commitment level of the Teacher. 94% respondents found it good. 72% of respondents labeled very good and excellent.

6. Applied Aspects of Teaching:

Suitability of Practical and applied aspects of teaching

Excellent	12
Very Good	12
Good	6
Satisfactory	2




100 % respondents were satisfied with Applied Aspects of Teaching of the Teacher. 91% rated it good and above. 72% of respondents graded it very good and excellent.

7. Off Classroom Accessibility:

Teacher Availability of/ access to Teacher outside the classroom

Excellent
Very Good
Good
Satisfactory

13
7
12
0



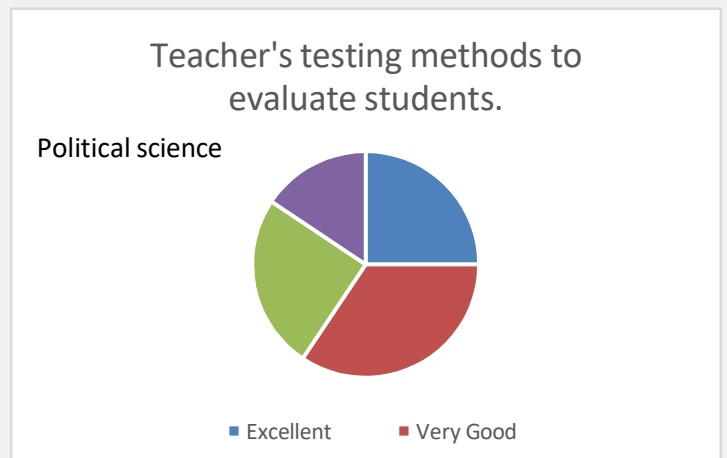
100 % respondents found Off Classroom Accessibility of the Teacher good. 61% of respondents ranked it very good and excellent.

8. Evaluation Methods:

Teacher's testing methods to evaluate students.

Excellent
Very Good
Good
Satisfactory

8
11
8
5



100 % respondents were satisfied with the Evaluation Methods used by of the Teacher. 82% awarded it good and above. 59% of respondents found it very good and excellent.

9. Learning Outcomes:

Learning Outcomes

Excellent	13
Very Good	9
Good	7
Satisfactory	3

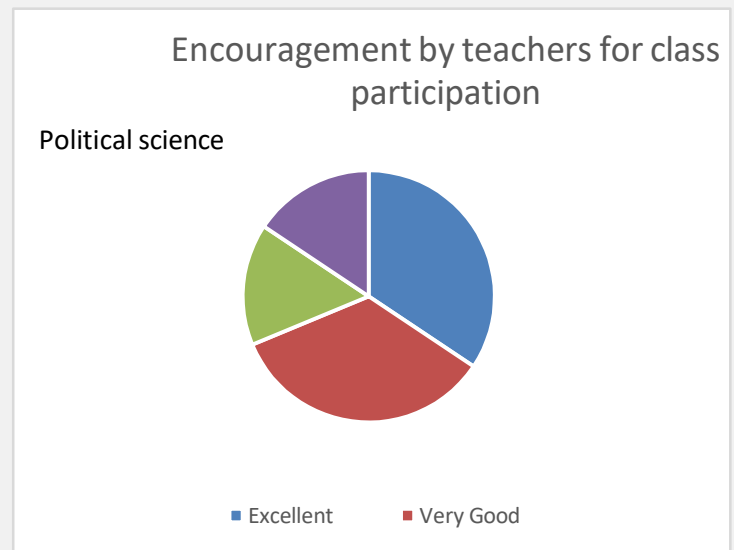


100 % respondents were satisfied with the Learning Outcomes of the teaching by the Teacher.88% found it good and above. 67% of respondents awarded it very good and excellent.

10. Encouraging Class Participation:

Encouragement by teachers for class participation

Excellent	11
Very Good	11
Good	5
Satisfactory	5

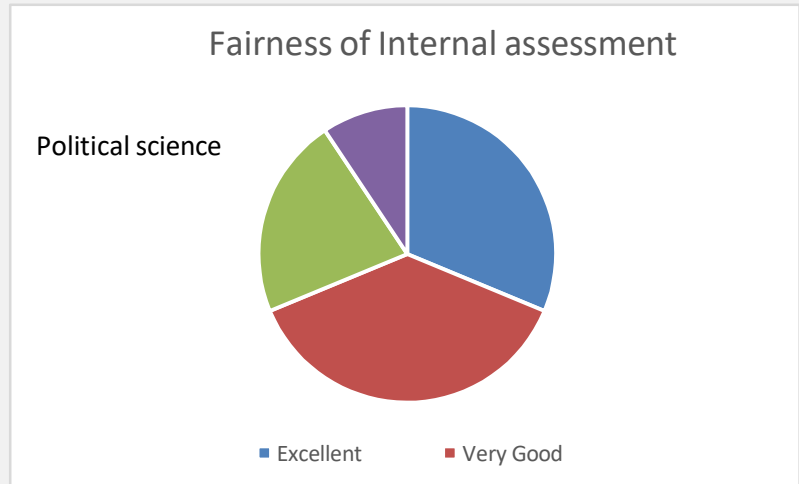


100 % respondents were satisfied with the Encouragement for Class Participation by the Teacher.82% ranked it good and above. 67% of respondents placed it at very good and excellent.

11. Fairness in Internal Assessment:

Fairness of Internal assessment

Excellent	10
Very Good	12
Good	7
Satisfactory	3

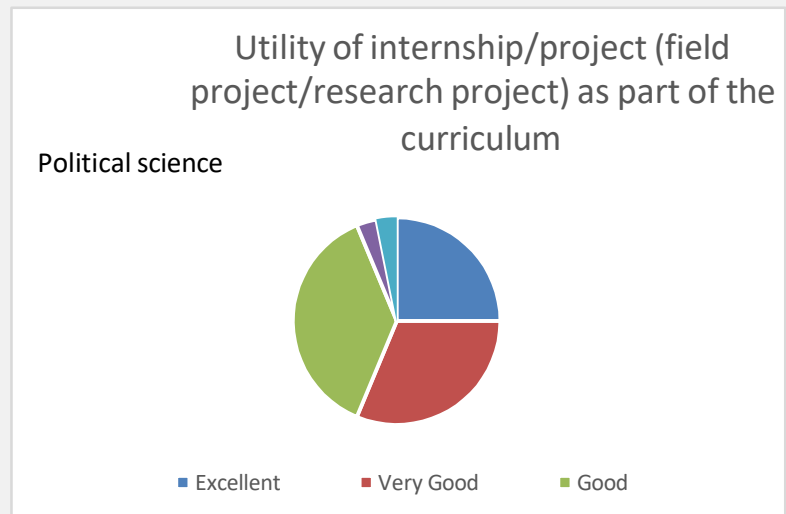


100 % respondents were satisfied with the Fairness in Internal Assessment .88% graded it good and above. 67% of respondents rated it very good and excellent.

12. Internship / Project as part of the curriculum:

Utility of internship/project (field project/research project) as part of the curriculum

Excellent	8
Very Good	10
Good	12
Satisfactory	1
Disappointed	1

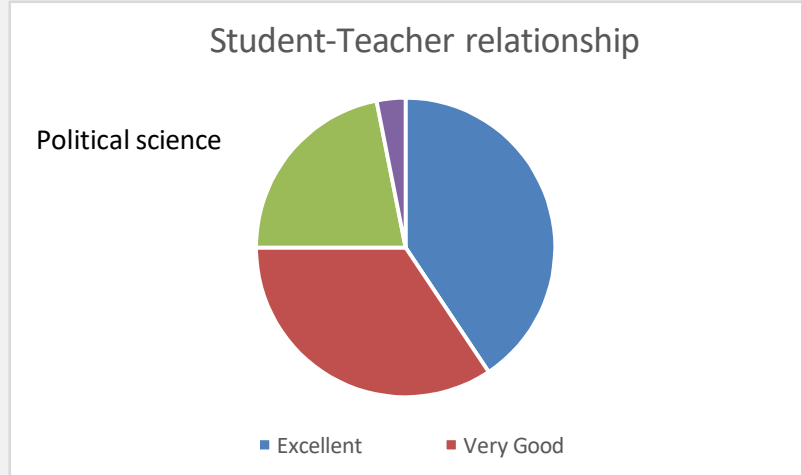


94% respondents were satisfied with the utilization of the Internship / project by the Teacher as part of the curriculum. 91% labeled it good and above. 56% of the respondents allocated very good and excellent.

13. Student Teacher Relationship:

Student-Teacher relationship

Excellent	13
Very Good	11
Good	7
Satisfactory	1

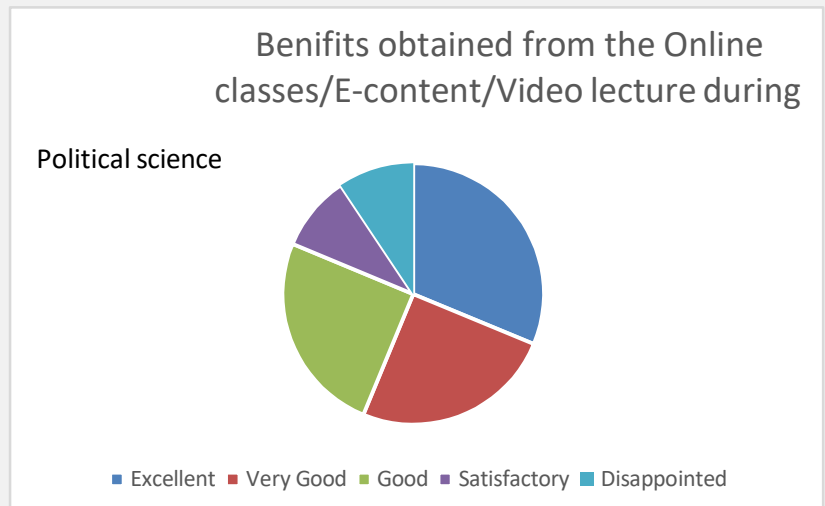


100 % respondents were satisfied with their Relationship with the Teacher .94% found it good and above. 72% of respondents awarded very good and excellent.

14. Beneficiality of the online Lectures and content during Covid-19:

Benifits obtained from the Online classes/E-content/Video lecture during COVID-19.

Excellent	10
Very Good	8
Good	8
Satisfactory	3
Disappointed	3

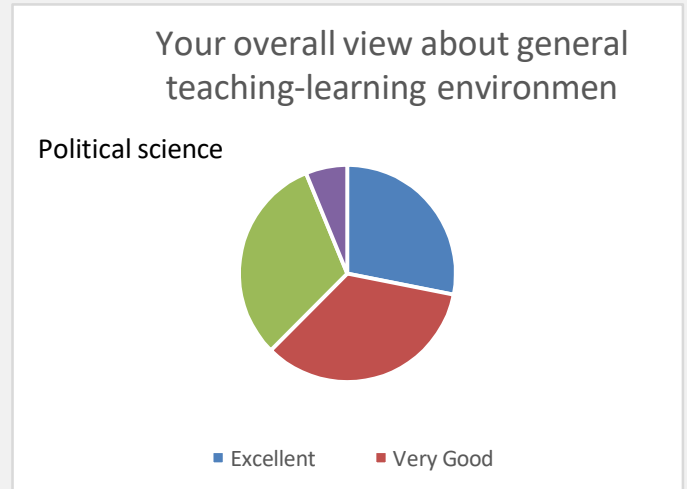


88 % respondents found the online Lectures and content provided by the Teacher during Covid-19 satisfactory. 79% ranked it good and above. 56% of respondents awarded very good and excellent.

15. Overall Teaching Learning Environment:

Your overall view about general teaching-learning environment

Excellent	9
Very Good	11
Good	10
Satisfactory	2



100 % respondents found the Overall Teaching Learning Environment of the Teacher’s class satisfactory.91% ranked it good and above. 61% of respondents awarded very good and excellent.

APPRASAL: Very Good

Almost 100% respondents were satisfied in all the aspects of teaching evaluated. More than 85% of the respondents awarded good in almost every category assessed. Above 70% allocated very good and excellent and in more than half of the categories.

SUGGESTIONS:

Assessee can enhance the quality of E-content

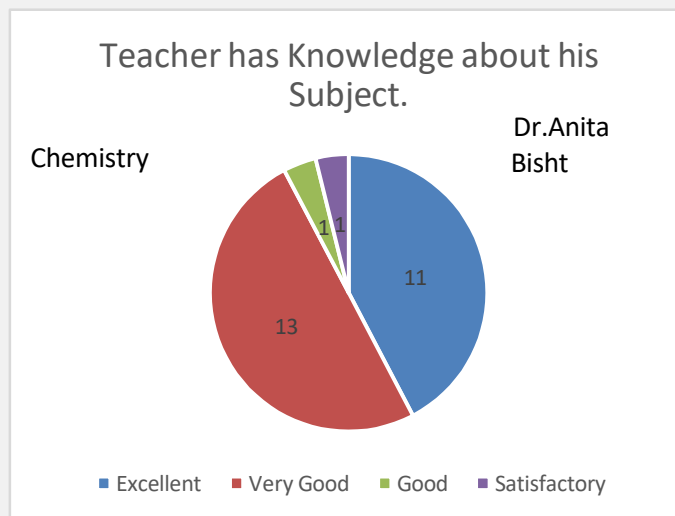
Department of Chemistry

Name of Teacher: Dr. Anita Bisht

1. Subject knowledge:

Teacher has Knowledge about his Subject.

Excellent	11
Very Good	13
Good	1
Satisfactory	1

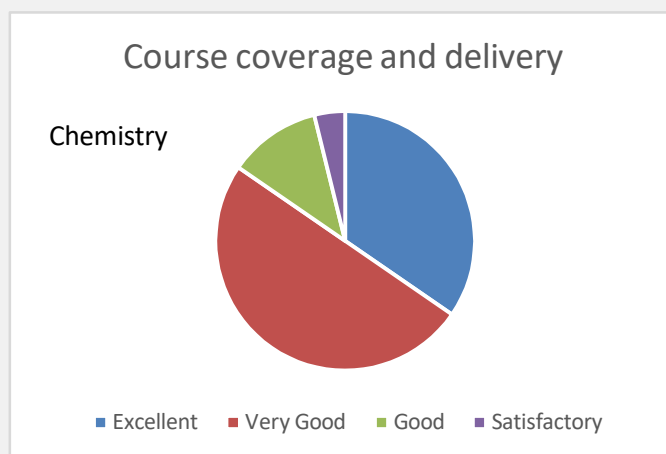


100 % respondents were satisfied with the Teacher's subject knowledge. 96% of the respondents found it to be good and above. 92% of respondents awarded very good and excellent.

2. Course coverage and delivery:

Course coverage and delivery

Excellent	9
Very Good	13
Good	3
Satisfactory	1

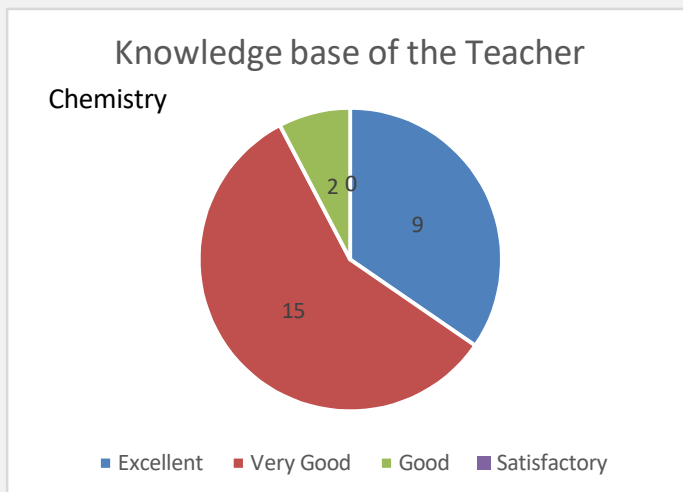


100 % respondents were satisfied with the course coverage and delivery. 96% of the respondents ranked it good and above. 85% placed it at very good and excellent.

3. Knowledge Base:

Knowledge base of the Teacher

Excellent	9
Very Good	15
Good	2
Satisfactory	0

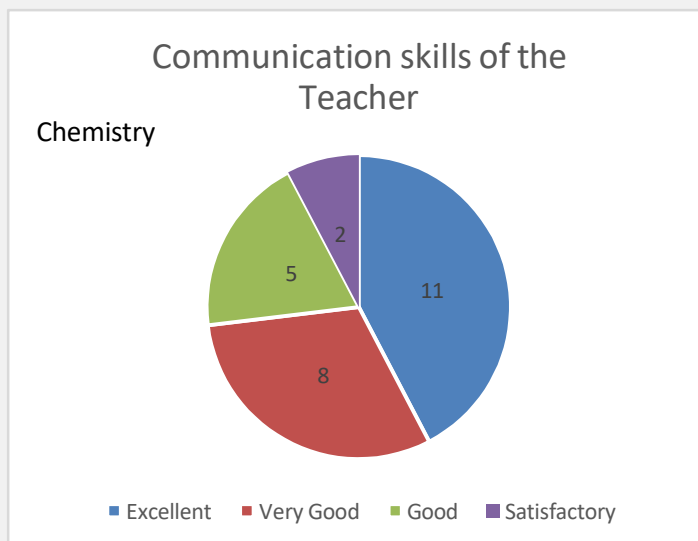


100 % respondents found the knowledge base of the Teacher good. 92% of respondents rated it very good and excellent.

4. Communication Skills:

Communication skills of the Teacher

Excellent	11
Very Good	8
Good	5
Satisfactory	2

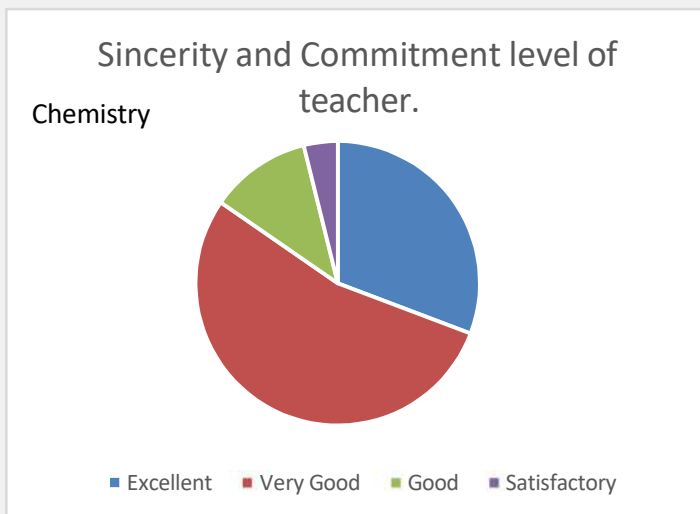


100 % respondents were satisfied with the Communication Skills of the Teacher. 92% labeled it good and above. 73% of respondents allocated very good and excellent.

5. Sincerity and Commitment level:

Sincerity and Commitment level of teacher.

Excellent	8
Very Good	14
Good	3
Satisfactory	1

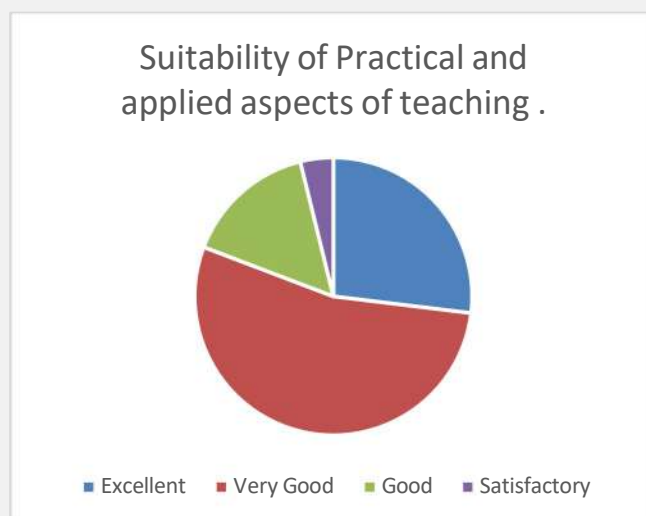


100 % respondents were satisfied with Sincerity and Commitment level of the Teacher. 96% respondents found it good. 85% of respondents labeled very good and excellent.

6. Applied Aspects of Teaching:

Suitability of Practical and applied aspects of teaching

Excellent	7
Very Good	14
Good	4
Satisfactory	1

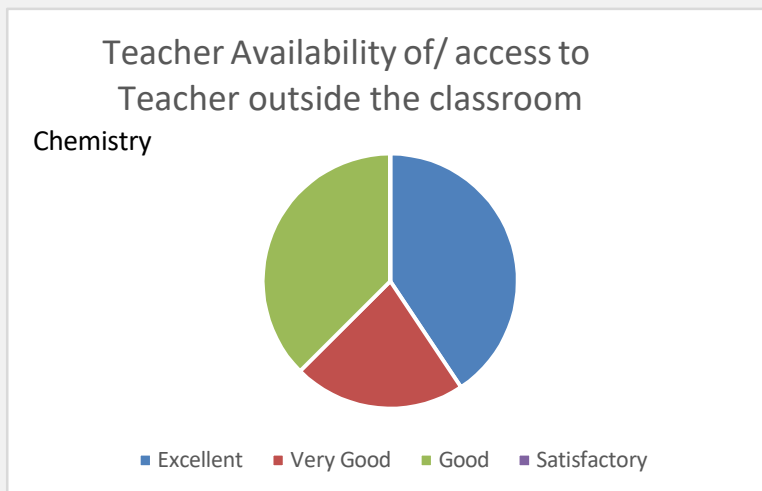


100 % respondents were satisfied with Applied Aspects of Teaching of the Teacher. 96% rated it good and above. 81% of respondents graded it very good and excellent.

7. off Classroom Accessibility:

Teacher Availability of/ access to Teacher outside the classroom

Excellent 6
Very Good 10
Good 8
Satisfactory 2

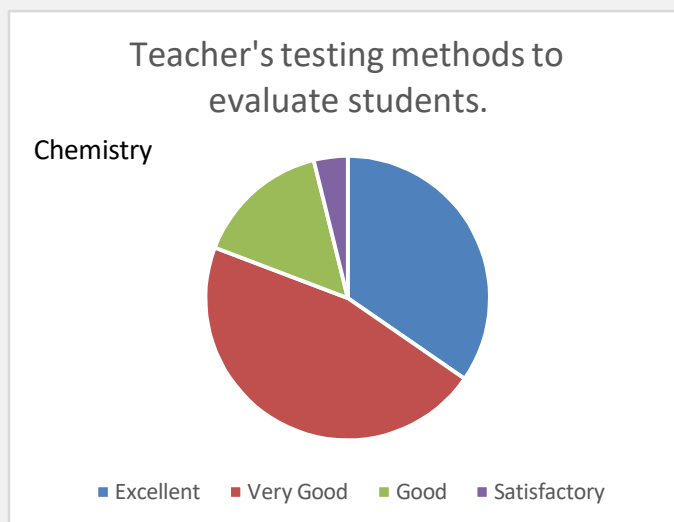


100 % respondents were satisfied with Off Classroom Accessibility of the Teacher. 92% placed it in good and above. 62% of respondents ranked it very good and excellent.

8. Evaluation Methods:

Teacher's testing methods to evaluate students.

Excellent 9
Very Good 12
Good 4
Satisfactory 1



100 % respondents were satisfied with the Evaluation Methods used by of the Teacher. 96% awarded it good and above. 81% of respondents found it very good and excellent.

9. Learning Outcomes:

Learning Outcomes

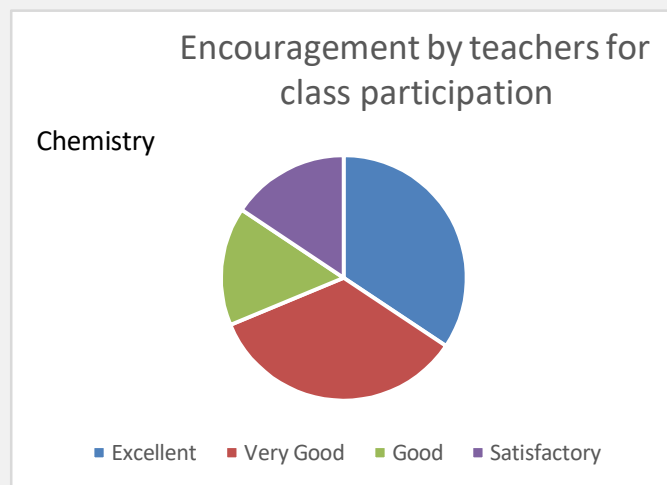
Excellent	7
Very Good	13
Good	6
Satisfactory	0



100 % respondents found the Learning Outcomes of the teaching by the Teacher good. 77% of respondents awarded it very good and excellent.

10. Encouraging Class Participation:

Excellent	10
Very Good	10
Good	6
Satisfactory	0

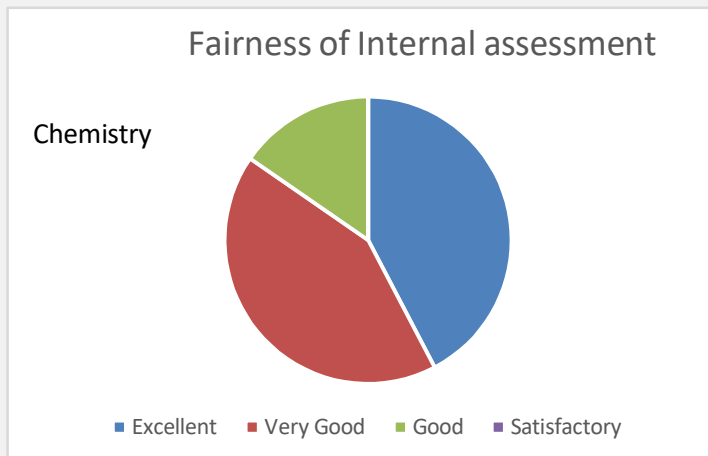


100 % respondents found the encouragement for Class Participation by the Teacher good. 77% of respondents placed it at very good and excellent.

11. Fairness in Internal Assessment:

Fairness of Internal assessment

Excellent	11
Very Good	11
Good	4
Satisfactory	0

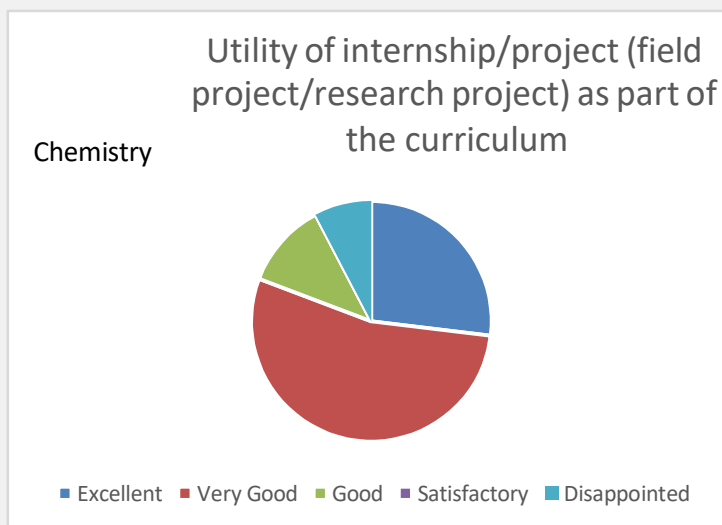


100 % respondent's found the Fairness in Internal Assessment of the Teacher good. 85% of respondents rated it very good and excellent.

12. Internship / Project as part of the curriculum:

Utility of internship/project (field project/research project) as part of the curriculum

Excellent	7
Very Good	14
Good	3
Satisfactory	0
Disappointed	2

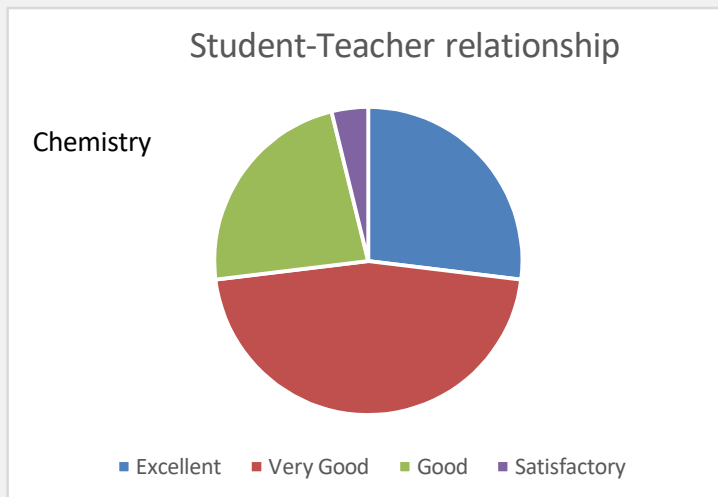


92% respondents were satisfied with the utilization of the Internship / project by the Teacher as part of the curriculum. 92% labeled it good and above. 81% of the respondents allocated very good and excellent.

13. Student Teacher Relationship:

Student-Teacher relationship

Excellent	7
Very Good	12
Good	6
Satisfactory	1

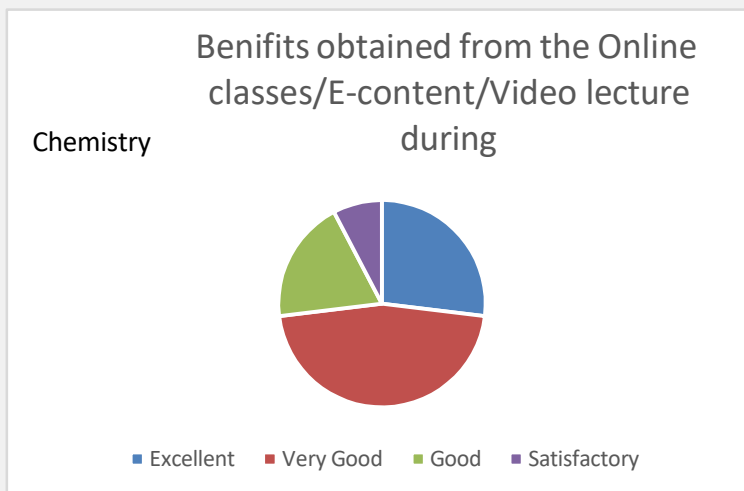


100 % respondents were satisfied with their Relationship with the Teacher .96% found it good and above. 73% of respondents awarded very good and excellent.

14. Beneficiality of the online Lectures and content during Covid-19:

Benefits obtained from the Online classes/E-content/Video lecture during COVID-19.

Excellent	7
Very Good	12
Good	5
Satisfactory	2

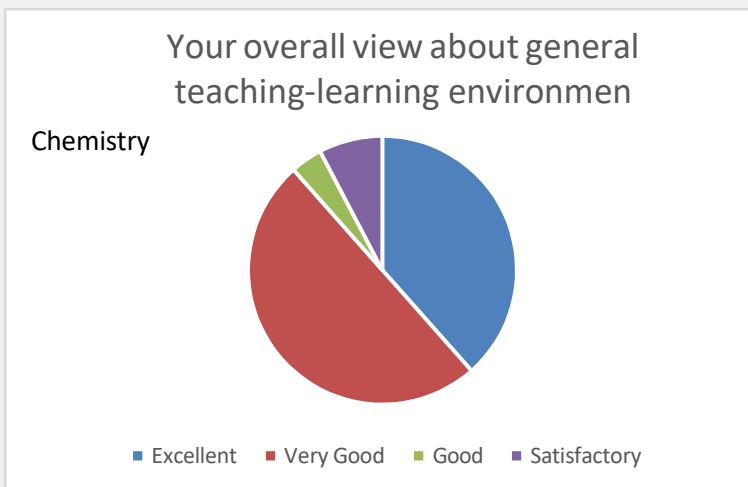


100 % respondents found the online Lectures and content provided by the Teacher during Covid-19 satisfactory.92% ranked it good and above. 73% of respondents awarded very good and excellent.

15. Overall Teaching Learning Environment:

Your overall view about general teaching-learning environment

Excellent10
Very Good13
Good1
Satisfactory2



100 % respondents found the Overall Teaching Learning Environment of the Teacher's class satisfactory.92% ranked it good and above. 88% of respondents awarded very good and excellent.

APPRAISAL: Excellent

100% respondents were satisfied in all the aspects of teaching evaluated. About 73% rated most of the categories assessed at very good and excellent.

SUGGESTIONS: Assessee may like to better in encouraging the students for class participation and improving learning out comes.

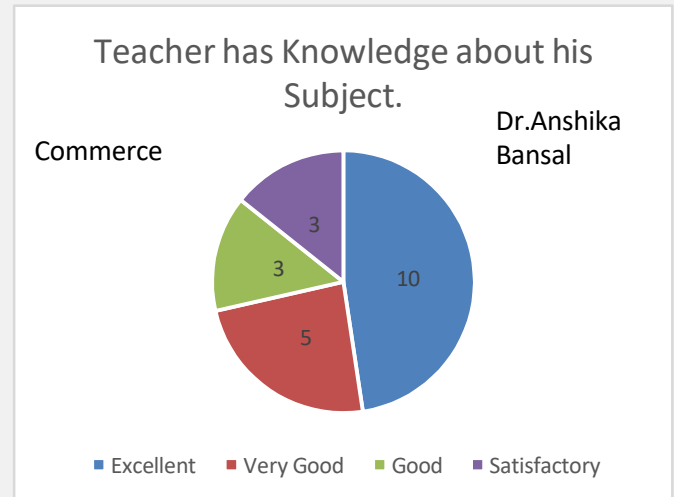
Department of Commerce

Name of Teacher: Dr. Anshika Bansal

1. Subject knowledge:

Teacher has Knowledge about his Subject.

Excellent	10
Very Good	5
Good	3
Satisfactory	3

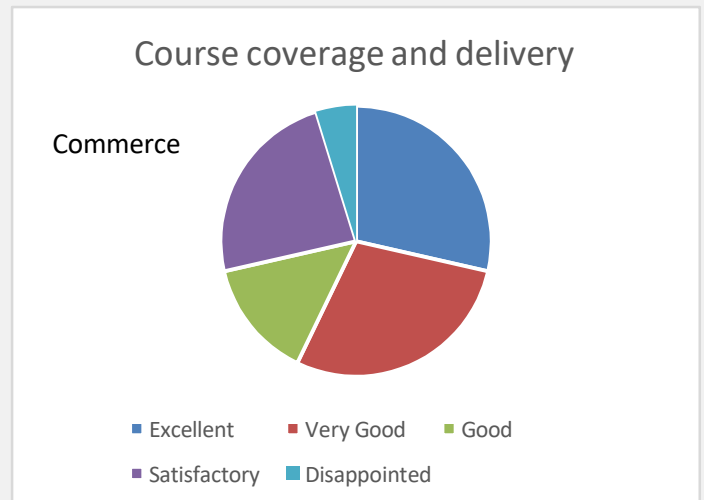


100 % respondents were satisfied with the Teacher's subject knowledge. 86% of the respondents found it to be good and above. 71% of respondents awarded very good and excellent.

2. Course coverage and delivery:

Course coverage and delivery

Excellent	6
Very Good	6
Good	3
Satisfactory	5
Disappointed	1

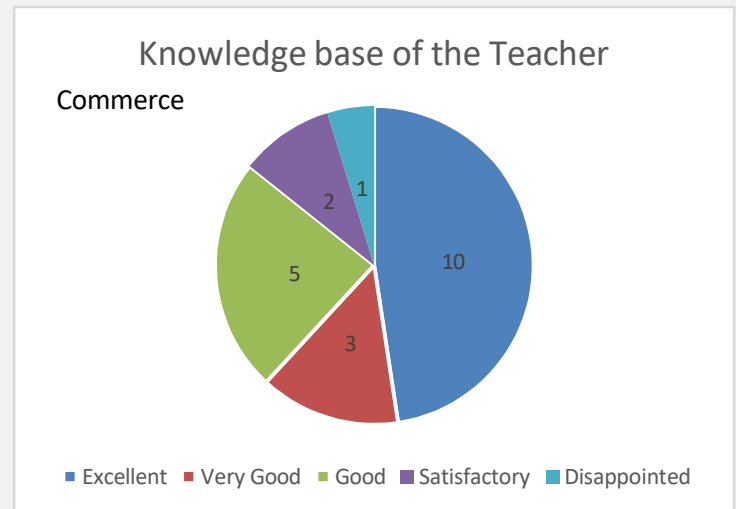


95 % respondents were satisfied with the course coverage and delivery. 71% of the respondents ranked it good and above. 57% placed it at very good and excellent.

3. Knowledge Base:

Knowledge base of the Teacher

Excellent	10
Very Good	3
Good	5
Satisfactory	2
Disappointed	1

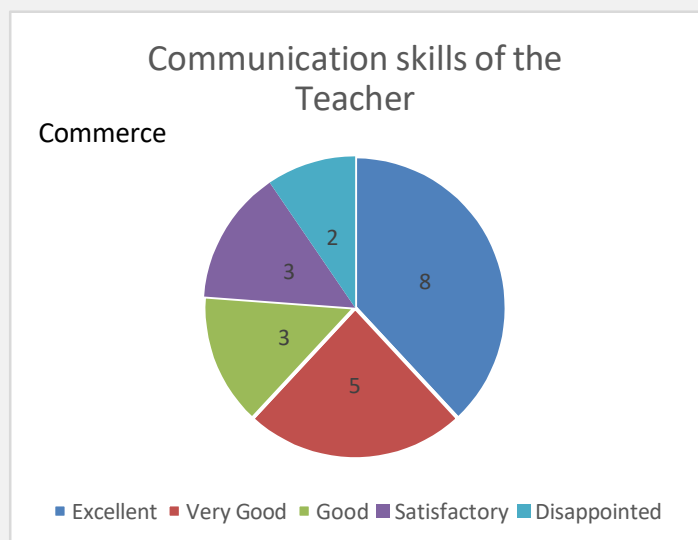


95% respondents were satisfied with the knowledge base of the Teacher. 86% graded it good and above. 62% of respondents rated it very good and excellent.

4. Communication Skills:

Communication skills of the Teacher

Excellent	8
Very Good	5
Good	3
Satisfactory	3
Disappointed	2

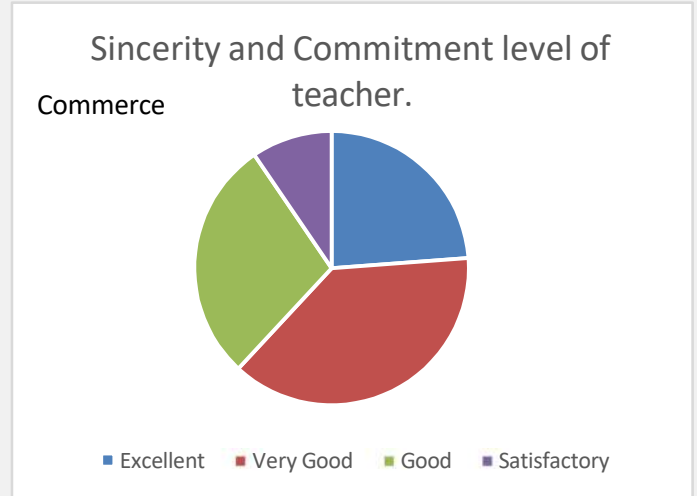


90 % respondents were satisfied with the Communication Skills of the Teacher. 76% labeled it good and above. 62% of respondents allocated very good and excellent.

5. Sincerity and Commitment level:

Sincerity and Commitment level of teacher.

Excellent	5
Very Good	8
Good	6
Satisfactory	2

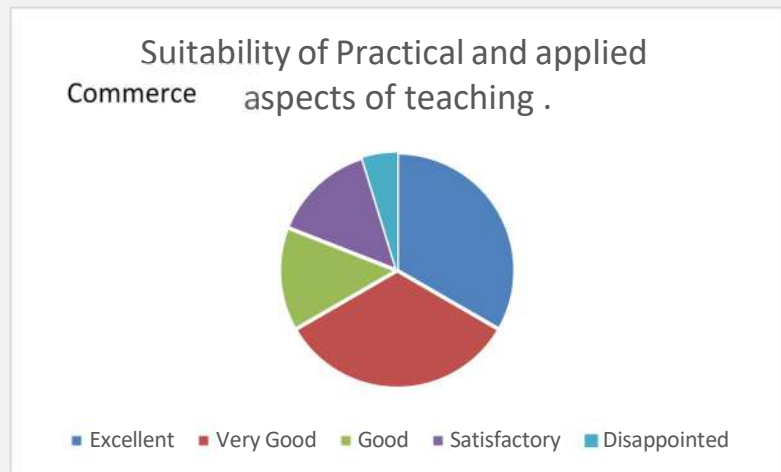


100% respondents were satisfied with Sincerity and Commitment level of the Teacher. 90% respondents found it good. 62% of respondents labeled very good and excellent.

6. Applied Aspects of Teaching:

Suitability of Practical and applied aspects of teaching

Excellent	7
Very Good	7
Good	3
Satisfactory	3
Disappointed	1

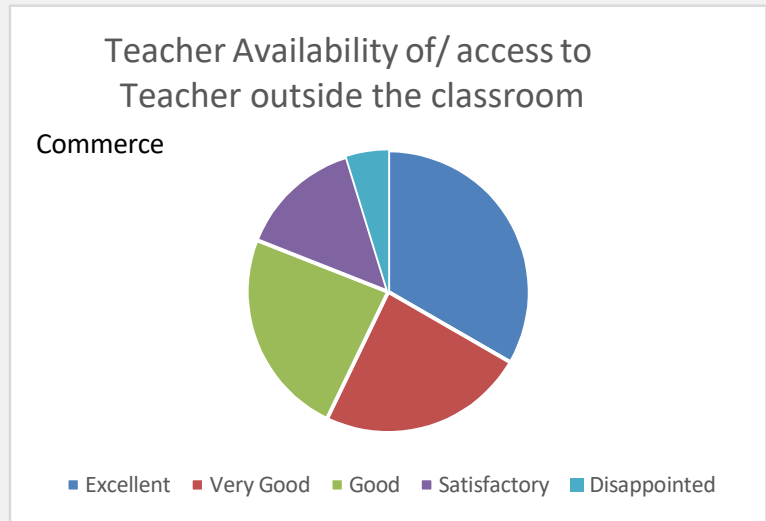


95% respondents were satisfied with Applied Aspects of Teaching of the Teacher. 81% rated it good and above. 67% of respondents graded it very good and excellent.

7. Off Classroom Accessibility:

Teacher Availability of/ access to Teacher outside the classroom

Excellent 7
Very Good 5
Good 5
Satisfactory 3
Disappointed 1

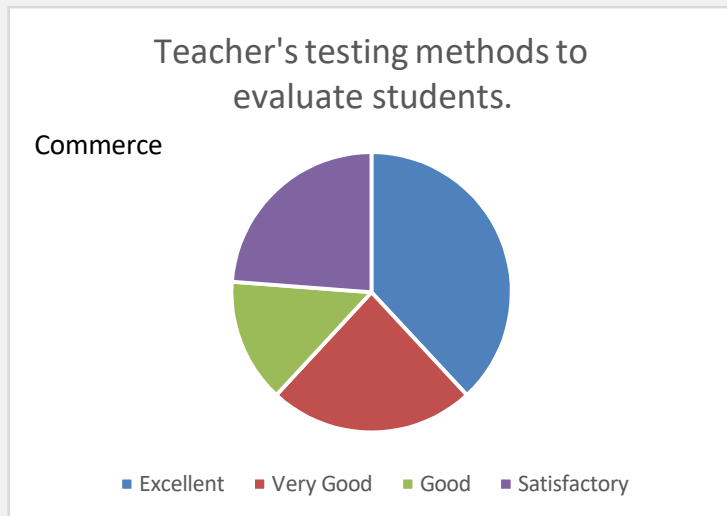


95 % respondents were satisfied with Off Classroom Accessibility of the Teacher. 81% placed it in good and above. 57% of respondents ranked it very good and excellent.

8. Evaluation Methods:

Teacher's testing methods to evaluate students.

Excellent 8
Very Good 5
Good 3
Satisfactory 5



100 % respondents were satisfied with the Evaluation Methods used by of the Teacher. 76% awarded it good and above. 62% of respondents found it very good and excellent.

9. Learning Outcomes:

Learning Outcomes

Excellent	7
Very Good	6
Good	5
Satisfactory	3

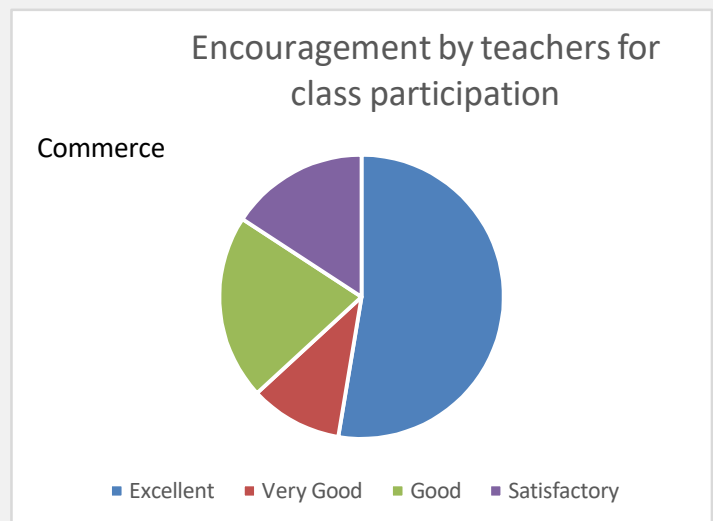


100 % respondents were satisfied with the Learning Outcomes of the teaching by the Teacher.86% found it good and above. 62% of respondents awarded it very good and excellent.

10. Encouraging Class Participation:

Encouragement by teachers for class participation

Excellent	10
Very Good	2
Good	4
Satisfactory	3
Disappointed	2

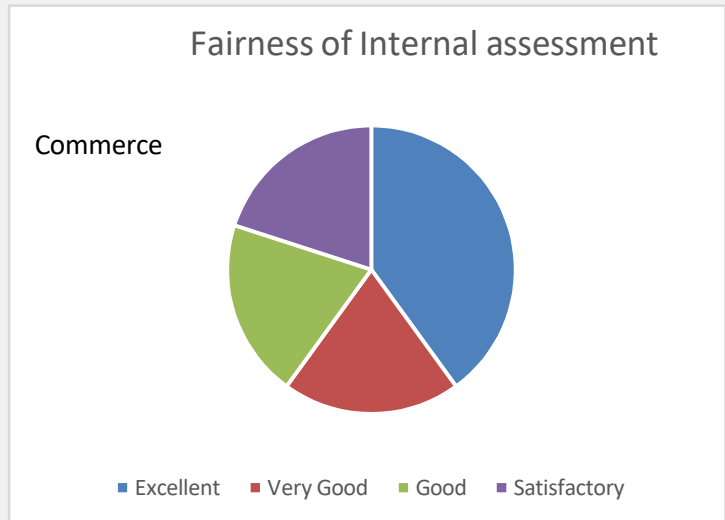


90 % respondents were satisfied with the encouragement for Class Participation by the Teacher.76% ranked it good and above. 57% of respondents placed it at very good and excellent.

11. Fairness in Internal Assessment:

Fairness of Internal assessment

Excellent	8
Very Good	4
Good	4
Satisfactory	4

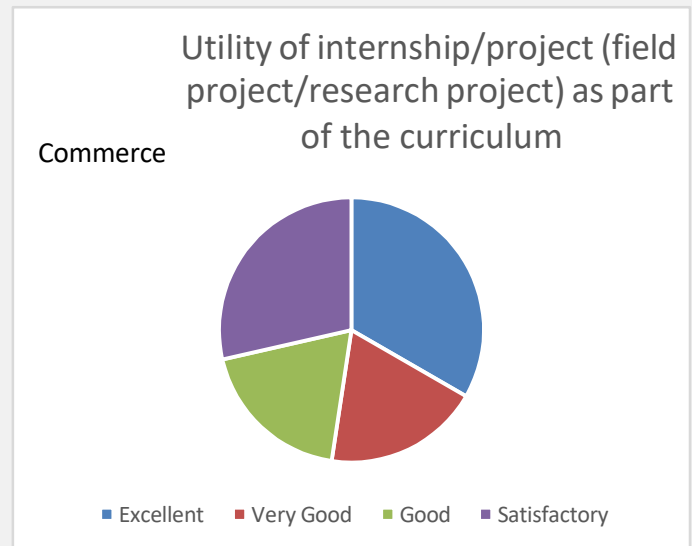


100 % respondents were satisfied with the Fairness in Internal Assessment .81% graded it good and above. 57% of respondents rated it very good and excellent.

12. Internship / Project as part of the curriculum:

Utility of internship/project (field project/research project) as part of the curriculum

Excellent	7
Very Good	4
Good	4
Satisfactory	6

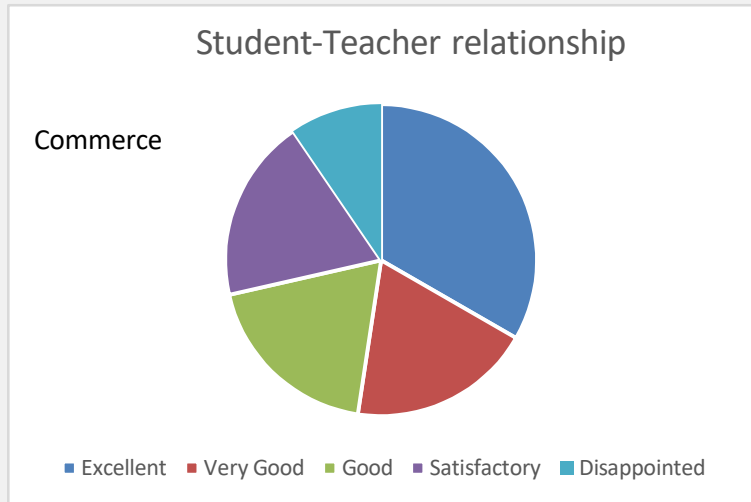


94% respondents were satisfied with the utilization of the Internship / project by the Teacher as part of the curriculum. 71% labeled it good and above. 52% of the respondents allocated very good and excellent.

13. Student Teacher Relationship:

Student-Teacher relationship

Excellent	7
Very Good	4
Good	4
Satisfactory	4
Disappointed	2

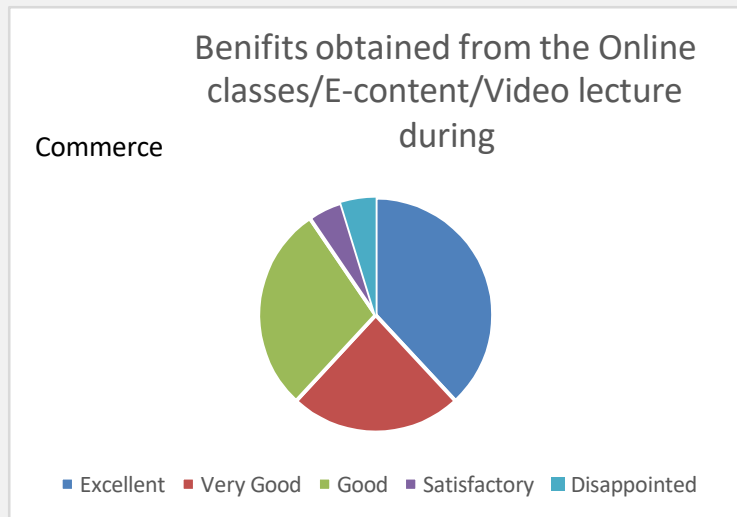


90 % respondents were satisfied with their Relationship with the Teacher. 71% found it good and above. 52% of respondents awarded very good and excellent.

14. Beneficiality of the online Lectures and content during Covid-19:

Benefits obtained from the Online classes/E-content/Video lecture during COVID-19.

Excellent	8
Very Good	5
Good	6
Satisfactory	1
Disappointed	1

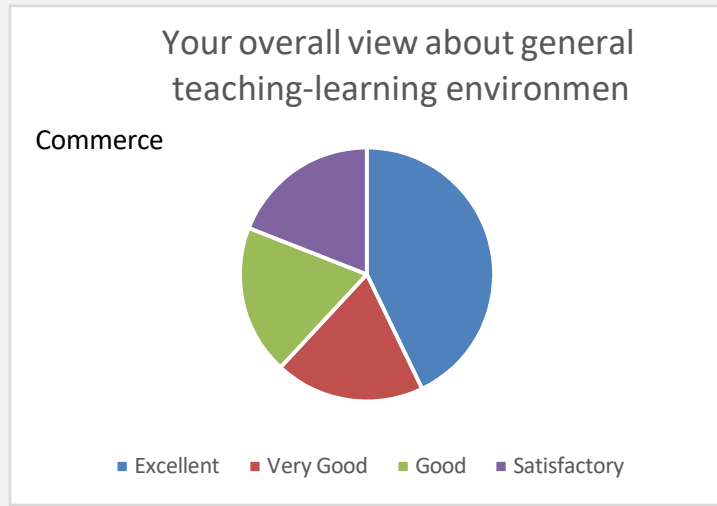


95 % respondents found the online Lectures and content provided by the Teacher during Covid-19 satisfactory. 90% ranked it good and above. 62% of respondents awarded very good and excellent.

15. Overall Teaching Learning Environment:

Your overall view about general teaching-learning environment

Excellent	9
Very Good	4
Good	4
Satisfactory	4



100 % respondents found the Overall Teaching Learning Environment of the Teacher's class satisfactory.81% ranked it good and above. 62% of respondents awarded very good and excellent.

APPRAISAL: VERY GOOD

Above 95% respondents were satisfied in almost all the aspects of teaching evaluated. More than 80% of the respondents awarded good and above in majority of the categories assessed.

SUGGESTIONS: Assessee can improve her relationship with the students and better the course coverage and delivery.

Department of Self Finance B.Ed.

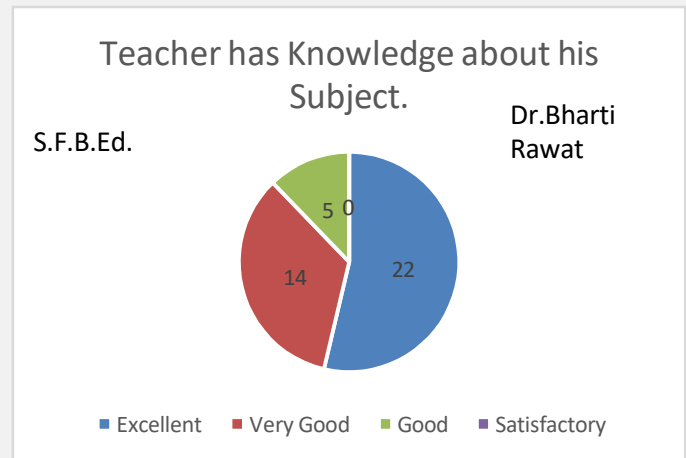
Name of Teacher: Dr. Bharti Rawat

1. Subject knowledge:

Teacher has Knowledge about his Subject.

Excellent
Very Good
Good
Satisfactory

22
14
5
0

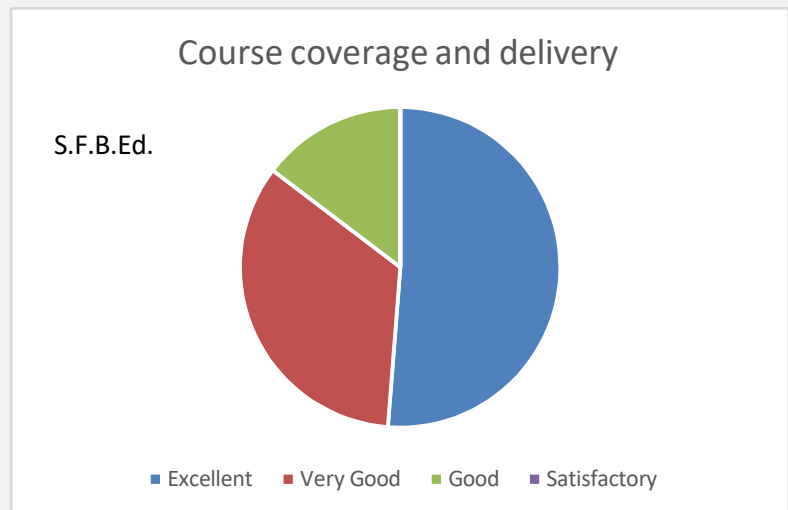


100 % respondents ranked the Teacher's subject knowledge good. 88% of the respondents found it very good and excellent.

2. Course coverage and delivery:

Course coverage and delivery

Excellent 21
Very Good 14
Good 6
Satisfactory 0

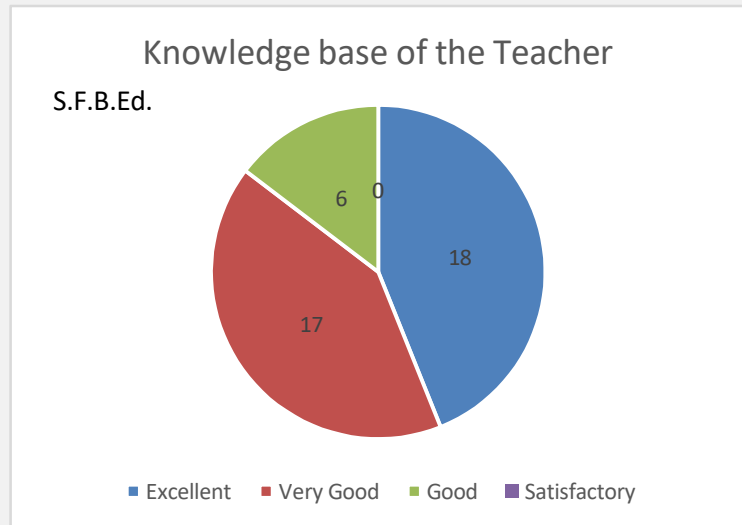


100% of the respondents ranked Course coverage and delivery of the Teacher good. 85% placed it at very good and excellent.

3. Knowledge Base:

Knowledge base of the Teacher

Excellent	18
Very Good	17
Good	6
Satisfactory	0

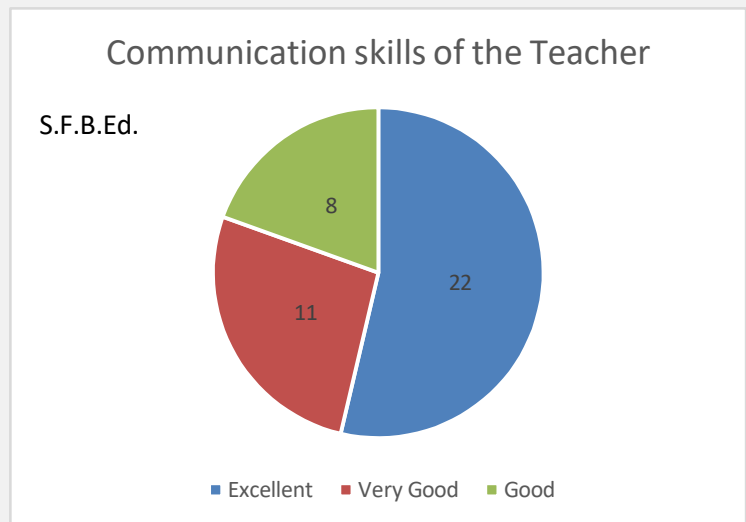


100 % respondents found the knowledge base of the Teacher very good. 85% of respondents rated very good and excellent.

4. Communication Skills:

Communication skills of the Teacher

Excellent	22
Very Good	11
Good	8
Satisfactory	0

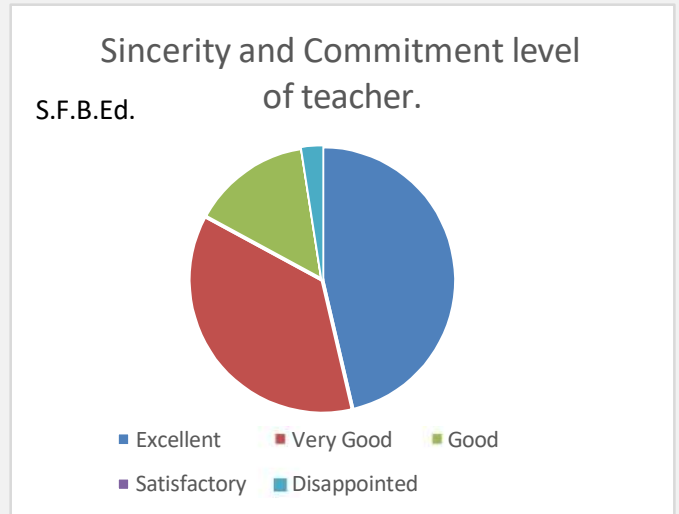


100 % respondents found the Communication Skills of the Teacher very good. 80% of respondents allocated very good and excellent.

5. Sincerity and Commitment level:

Sincerity and Commitment level of teacher.

Excellent	19
Very Good	15
Good	6
Satisfactory	0
Disappointed	1

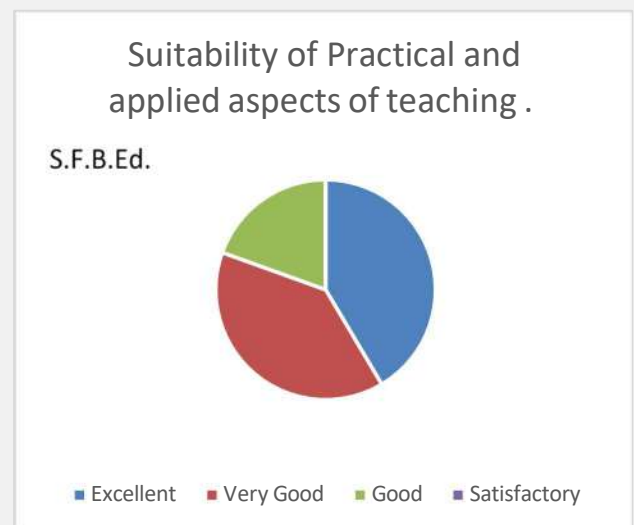


98% respondents were satisfied with Sincerity and Commitment level of the Teacher. 98% respondents found it good. 83% of respondents labeled very good and excellent.

6. Applied Aspects of Teaching:

Suitability of Practical and applied aspects of teaching

Excellent	17
Very Good	16
Good	8
Satisfactory	0

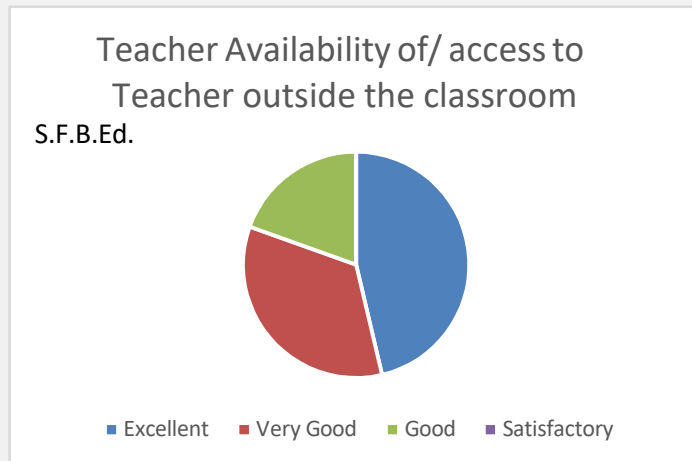


100 % respondents found Applied Aspects of Teaching of the Teacher good. 85% of respondents graded it very good and excellent.

7. Off Classroom Accessibility:

Teacher Availability of/ access to Teacher outside the classroom

Excellent	19
Very Good	14
Good	8
Satisfactory	0

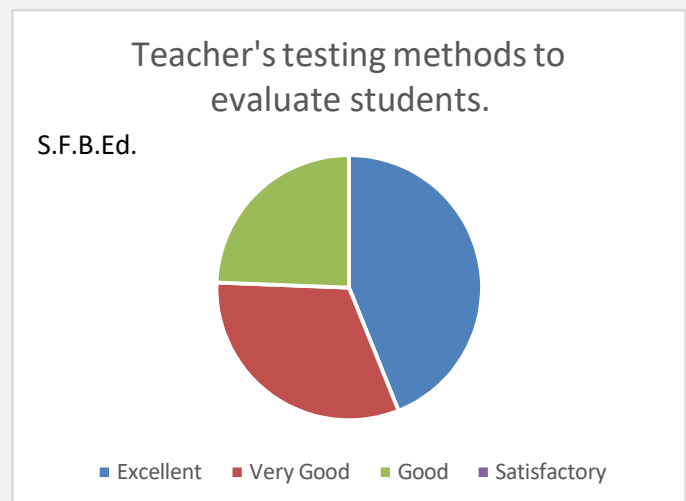


100 % respondents found good the Off Classroom Accessibility of the good. 80% of respondents ranked it very good and excellent.

8. Evaluation Methods:

Teacher's testing methods to evaluate students.

Excellent	18
Very Good	13
Good	10
Satisfactory	0



100 % respondents found the Evaluation Methods used by of the Teacher good. 76% of respondents found it very good and excellent.

9. Learning Outcomes:

Learning Outcomes

Excellent	19
Very Good	13
Good	8
Satisfactory	1

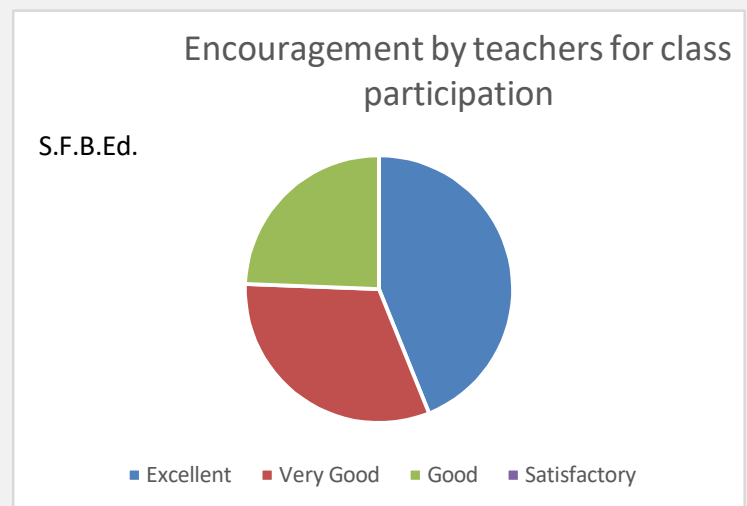


100 % respondents were satisfied with the Learning Outcomes of the teaching by the Teacher.98% found it good and above. 78% of respondents awarded it very good and excellent.

10. Encouraging Class Participation:

Encouragement by teachers for class participation

Excellent	18
Very Good	13
Good	10
Satisfactory	0

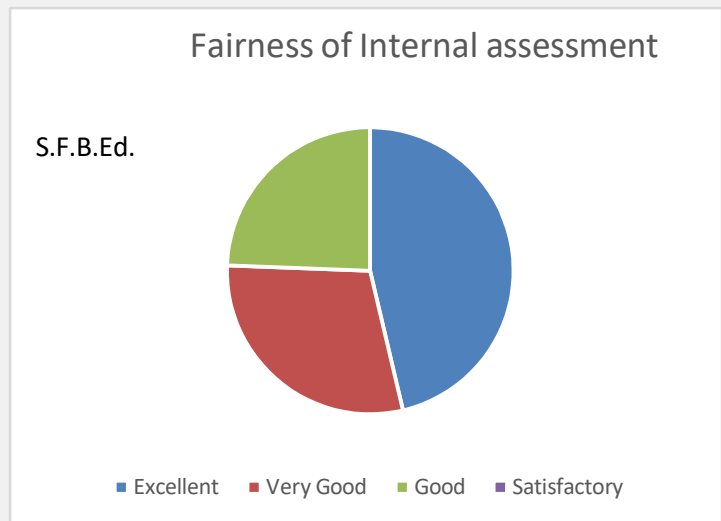


90 % respondents found the Encouragement for Class Participation by the Teacher good .76% of respondents placed it at very good and excellent.

11. Fairness in Internal Assessment:

Fairness of Internal assessment

Excellent	19
Very Good	12
Good	10
Satisfactory	0

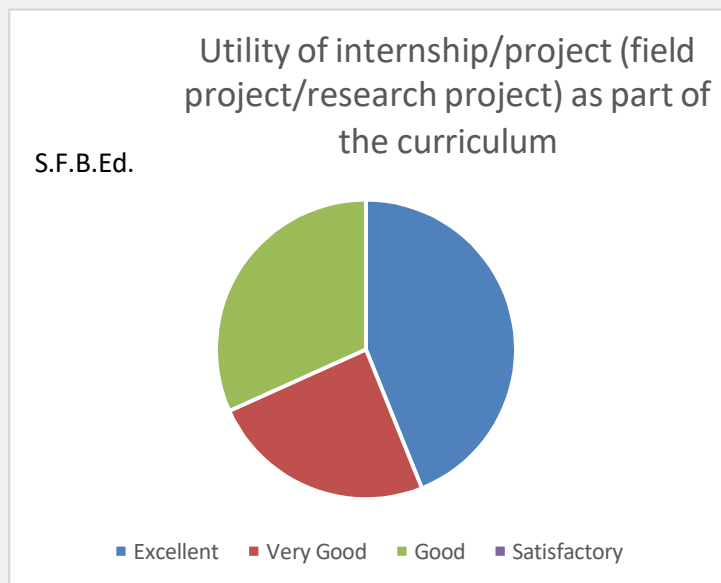


100 % respondents found the Fairness in Internal Assessment of the Teacher good .76% of respondents rated it very good and excellent.

12. Internship / Project as part of the curriculum:

Utility of internship/project (field project/research project) as part of the curriculum

Excellent	18
Very Good	10
Good	13
Satisfactory	0

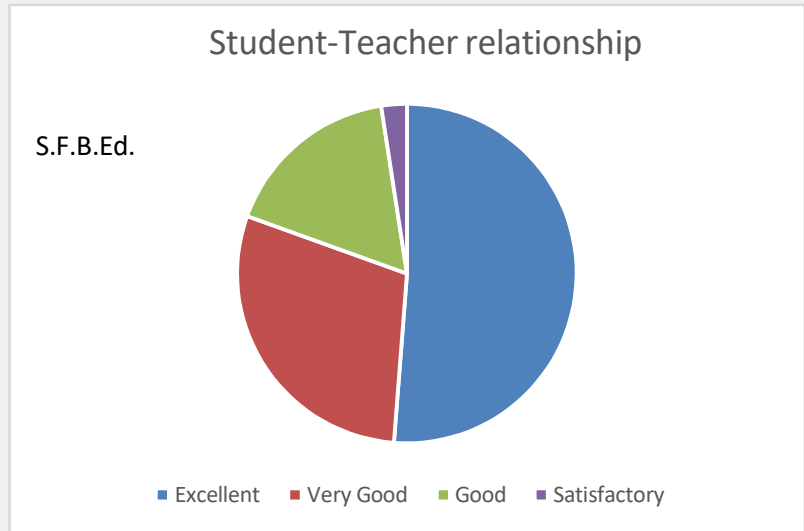


100% respondents found the utilization of the Internship / project by the Teacher as part of the curriculum of the Teacher good.68 % of the respondents allocated very good and excellent.

13. Student Teacher Relationship:

Student-Teacher relationship

Excellent	21
Very Good	12
Good	7
Satisfactory	1

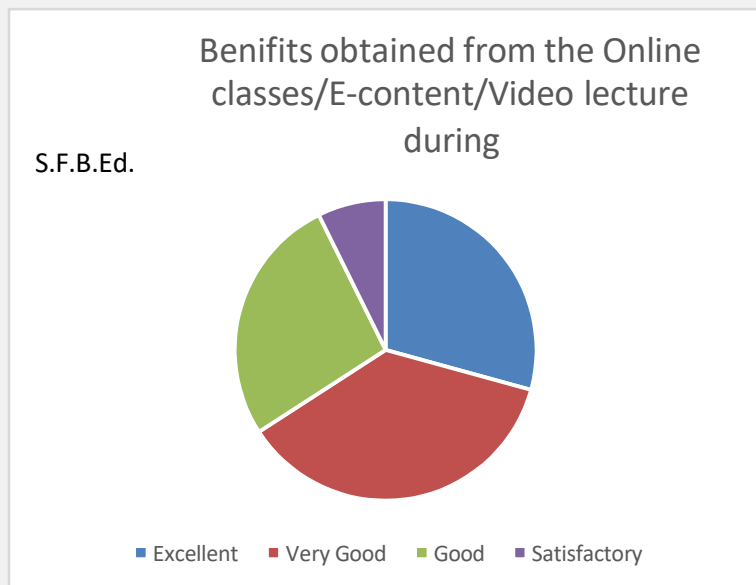


100 % respondents were satisfied with their Relationship with the Teacher. 98% found it good and above. 80% of respondents awarded very good and excellent.

14. Beneficiality of the online Lectures and content during Covid-19:

Benefits obtained from the Online classes/E-content/Video lecture during COVID-19.

Excellent	12
Very Good	15
Good	11
Satisfactory	3

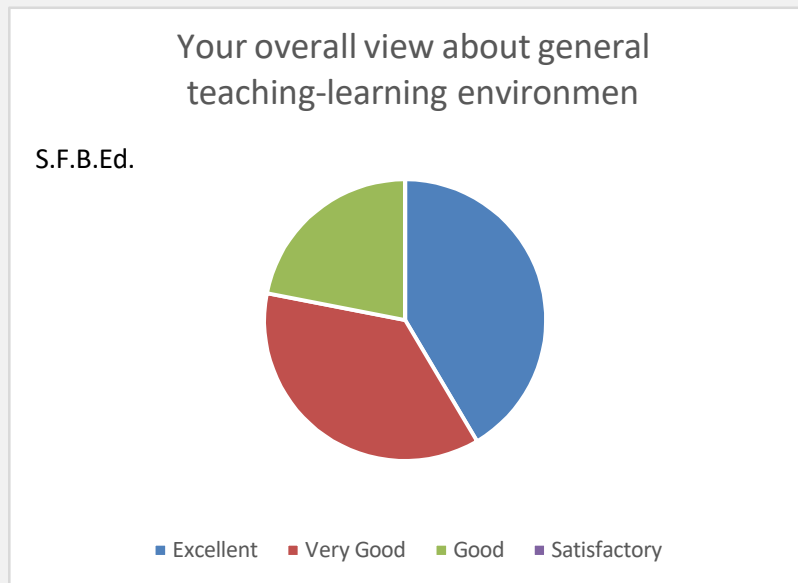


100 % respondents found the online Lectures and content provided by the Teacher during Covid-19 satisfactory. 93% ranked it good and above. 66% of respondents awarded very good and excellent.

15. Overall Teaching Learning Environment:

Your overall view about general teaching-learning environment

Excellent	17
Very Good	15
Good	09
Satisfactory	0



100 % respondents found the Overall Teaching Learning Environment of the teacher's class Good and above. 78% of respondents awarded very good and excellent.

APPRAISAL: Excellent

About 100% respondents were satisfied in almost all the aspects of teaching evaluated. Above 80% of the respondents awarded very good and excellent in almost every category assessed.

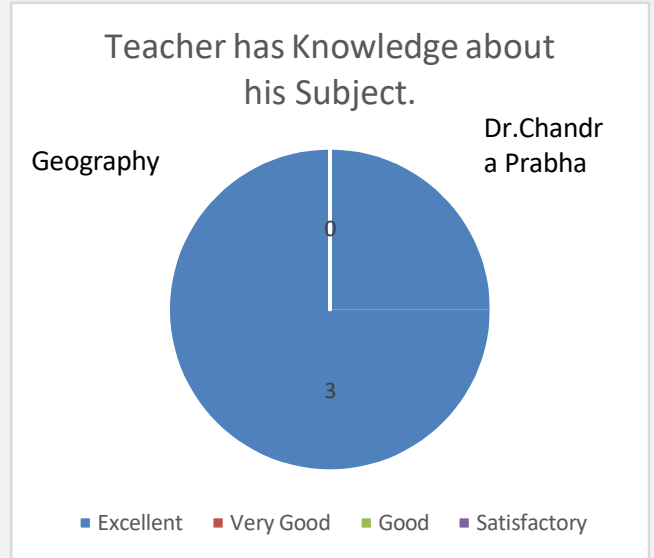
Department of Geography

Name of Teacher: Dr. Chandra Prabha Kandwal

1. Subject knowledge:

Teacher has Knowledge about his Subject.

Excellent	3
Very Good	0
Good	0
Satisfactory	0

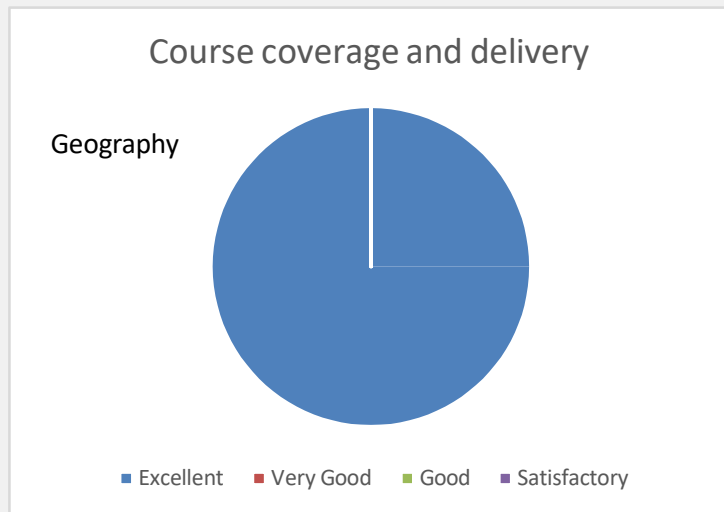


100 % respondents found the Teacher’s subject knowledge excellent.

2. Course coverage and delivery:

Course coverage and delivery

Excellent	3
Very Good	0
Good	0
Satisfactory	0

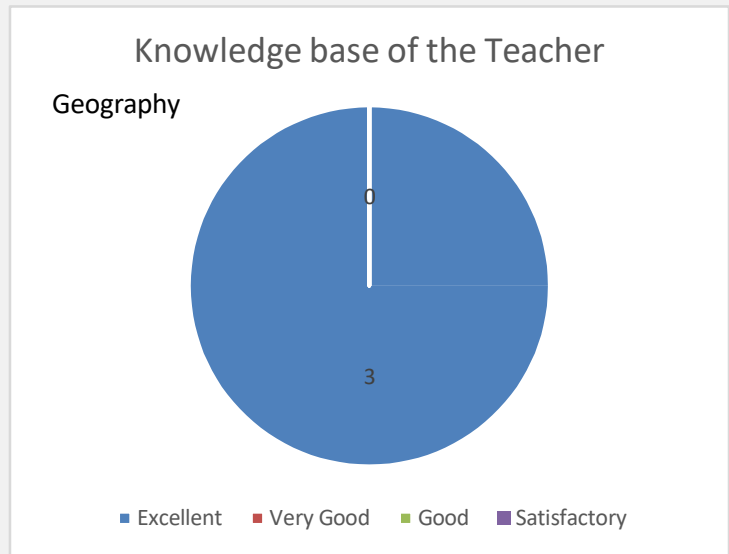


100 % respondents rated the Teacher’s Course coverage and delivery excellent.

3. Knowledge Base:

Knowledge base of the Teacher

Excellent	3
Very Good	0
Good	0
Satisfactory	0

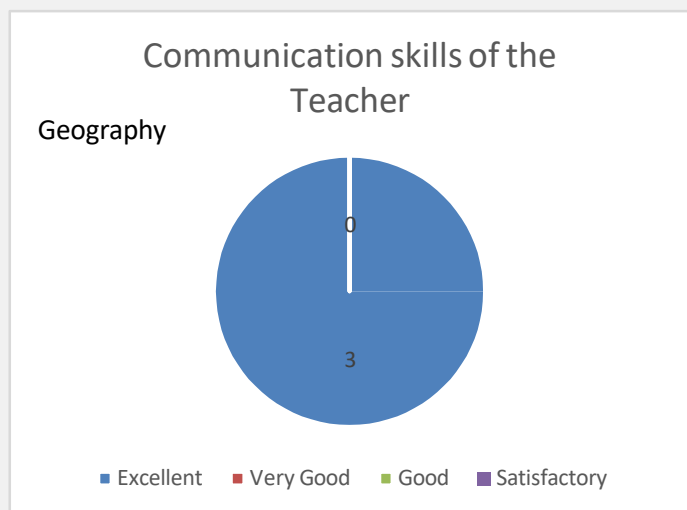


100 % respondents found the Teacher's Knowledge base excellent.

4. Communication Skills:

Communication skills of the Teacher

Excellent	3
Very Good	0
Good	0
Satisfactory	0

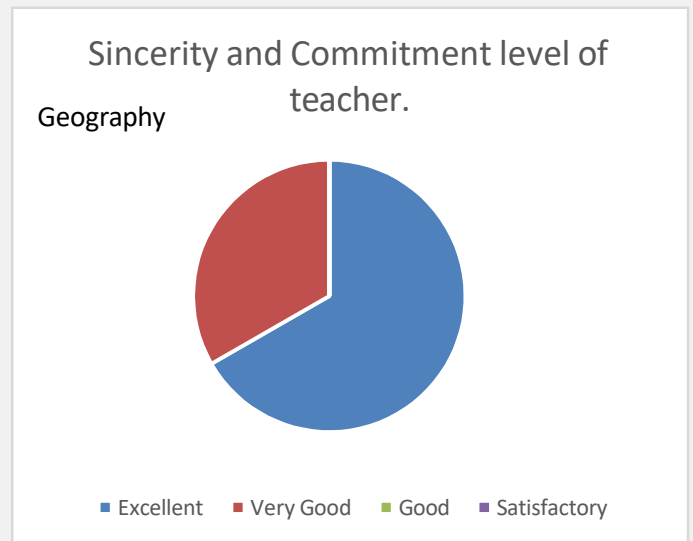


100 % respondents found the Teacher's Communication Skills excellent.

5. Sincerity and Commitment level:

Sincerity and Commitment level of teacher.

Excellent	2
Very Good	1
Good	0
Satisfactory	0



100 % respondents found the Teacher's Sincerity and Commitment level to be very good. 75% found it excellent.

6. Applied Aspects of Teaching:

Suitability of Practical and applied aspects of teaching

Excellent	3
Very Good	0
Good	0
Satisfactory	0

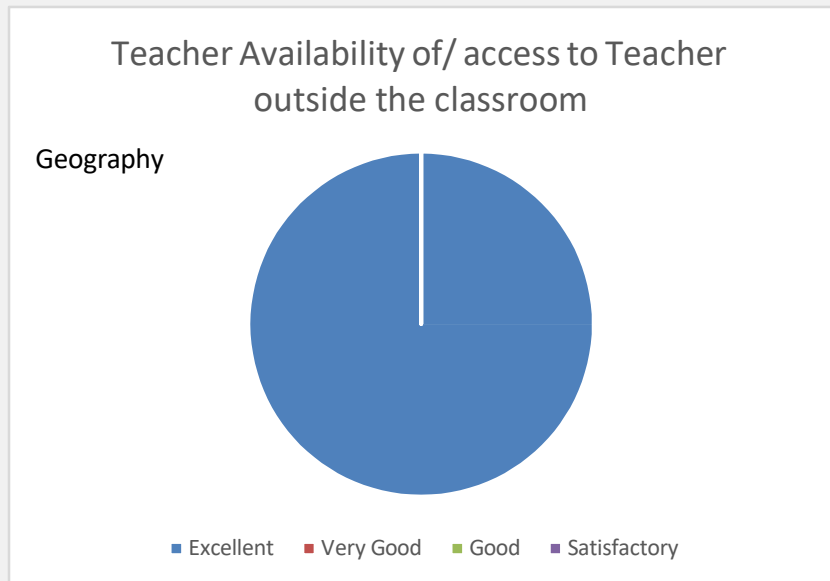


100 % respondents found the Teacher's Applied Aspects of Teaching excellent.

7. off Classroom Accessibility:

Teacher Availability of/ access to Teacher outside the classroom

Excellent	3
Very Good	0
Good	0
Satisfactory	0

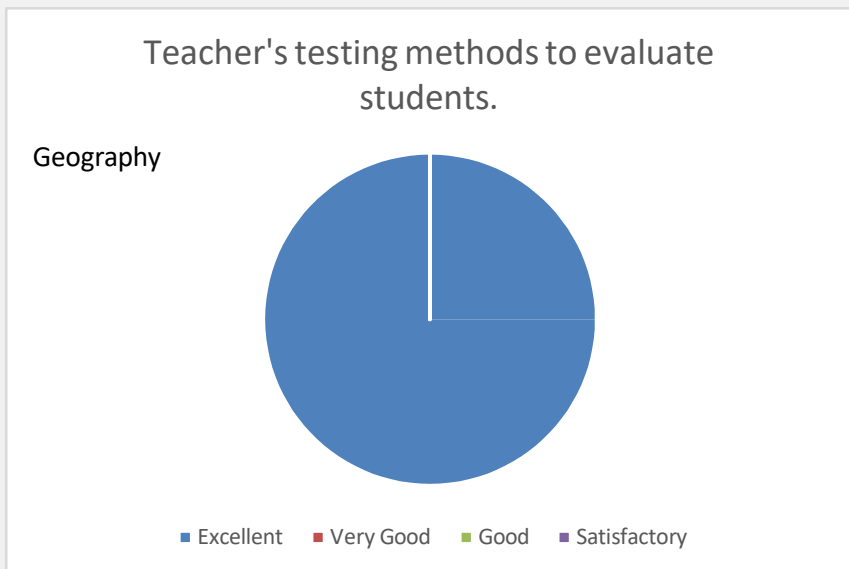


100 % respondents found Off Classroom Accessibility of the Teacher excellent.

8. Evaluation Methods:

Teacher's testing methods to evaluate students.

Excellent	3
Very Good	0
Good	0
Satisfactory	0



100 % respondents found Evaluation Methods of the Teacher excellent.

9. Learning Outcomes:

Learning Outcomes

Excellent	3
Very Good	0
Good	0
Satisfactory	0

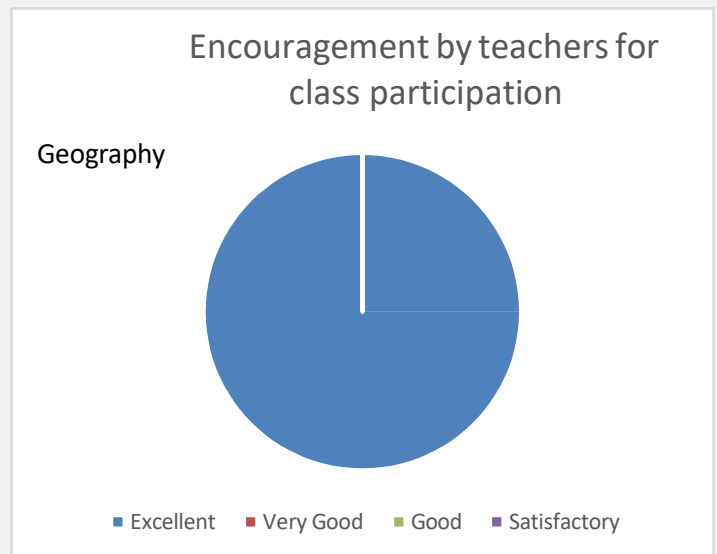


100 % respondents found the Learning Outcomes of the teaching excellent.

10. Encouraging Class Participation:

Encouragement by teachers for class participation

Excellent	3
Very Good	0
Good	0
Satisfactory	0

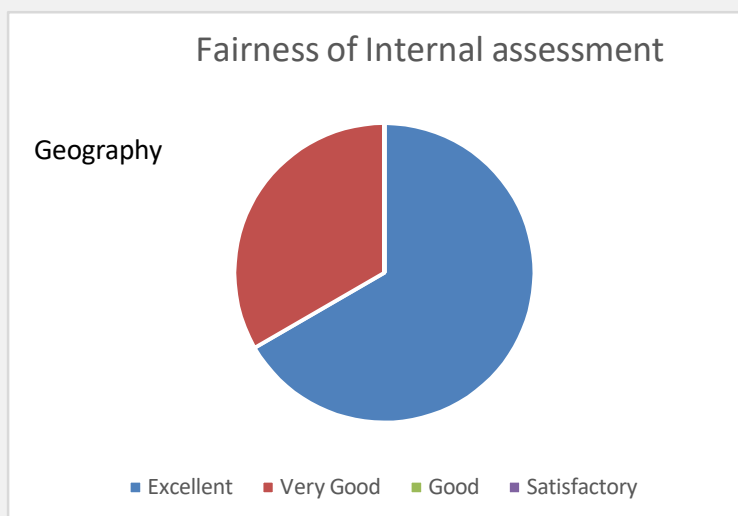


100 % respondents found the Encouragement for the Class Participation by the Teacher excellent.

11. Fairness in Internal Assessment:

Fairness of Internal assessment

Excellent	2
Very Good	1
Good	0
Satisfactory	0

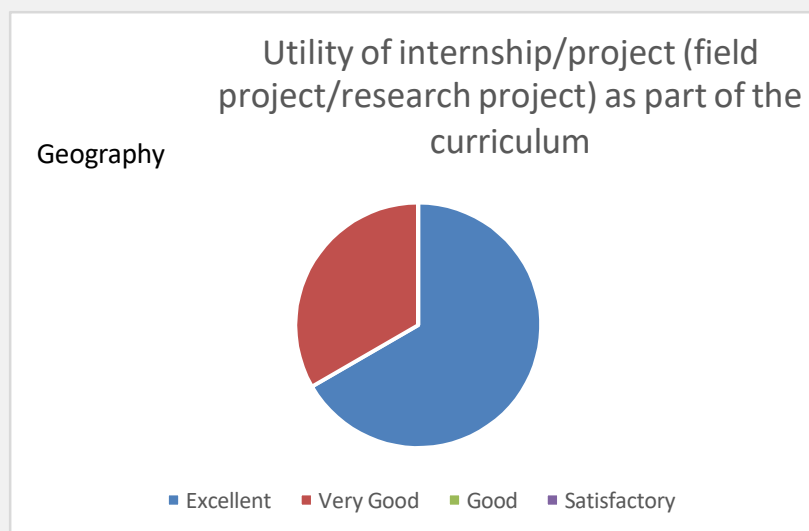


100 % of the students found the teacher very good in the Fairness in Internal Assessment and 67% rated it excellent.

12. Internship / Project as part of the curriculum:

Utility of internship/project (field project/research project) as part of the curriculum

Excellent	2
Very Good	1
Good	0
Satisfactory	0

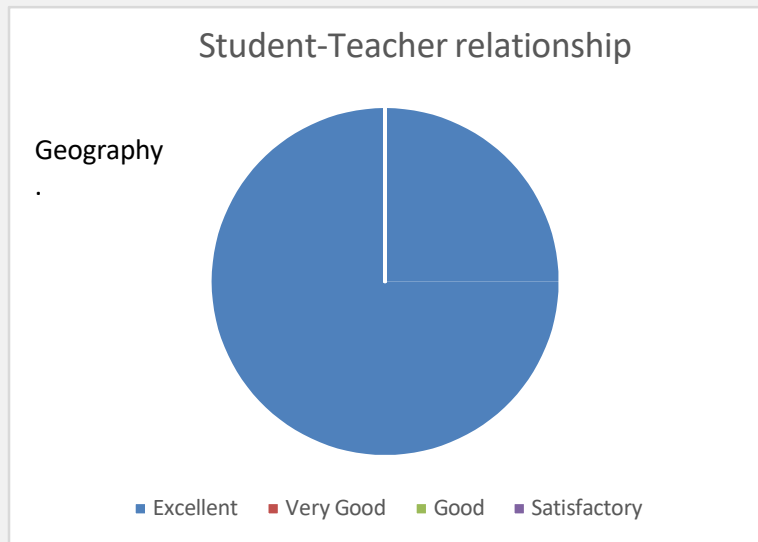


100 % respondents labeled the utilization of the Internship / Project by the teacher as part of the curriculum very good. 75% labeled it excellent.

13. Student Teacher Relationship:

Student-Teacher relationship

Excellent	3
Very Good	0
Good	0
Satisfactory	0

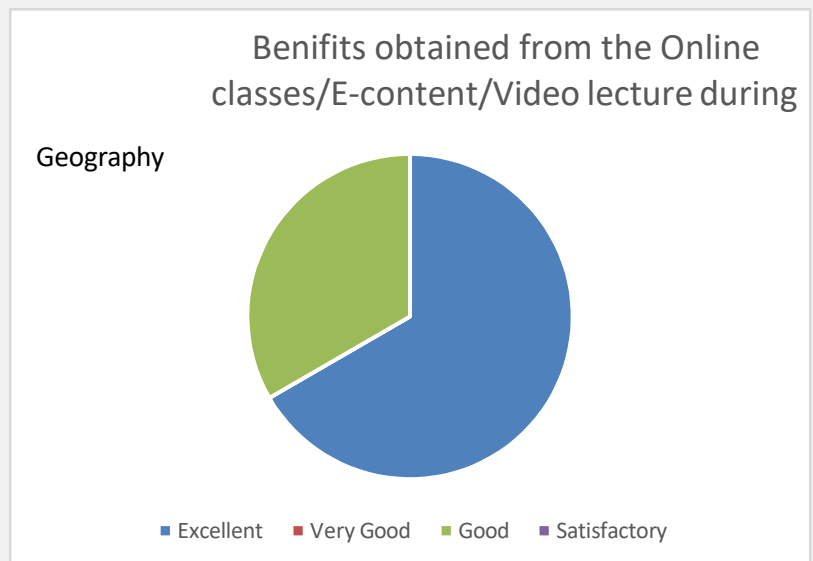


100 % respondents found their Relationship with the teacher excellent.

14. Beneficiality of the online Lectures and content during Covid-19:

Benefits obtained from the Online classes/E-content/Video lecture during COVID-19.

Excellent	2
Very Good	0
Good	1
Satisfactory	0

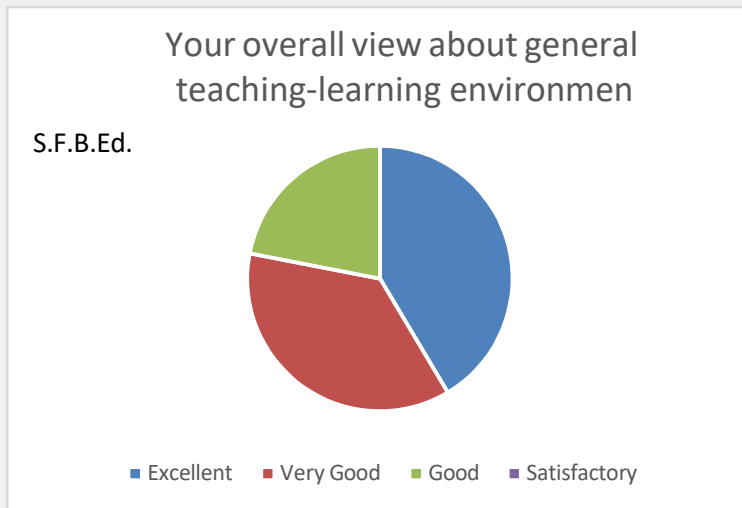


100 % respondents found the online Lectures and content provide by the teacher during Covid-19 good and 75% awarded excellent.

15. Overall Teaching Learning Environment:

Your overall view about general teaching-learning environment

Excellent	17
Very Good	15
Good	9
Satisfactory	0



100 % respondents found Overall Teaching Learning Environment of the Teacher good and 78% found it very good and excellent.

APPRAISAL: Sample size too small to be assessed.

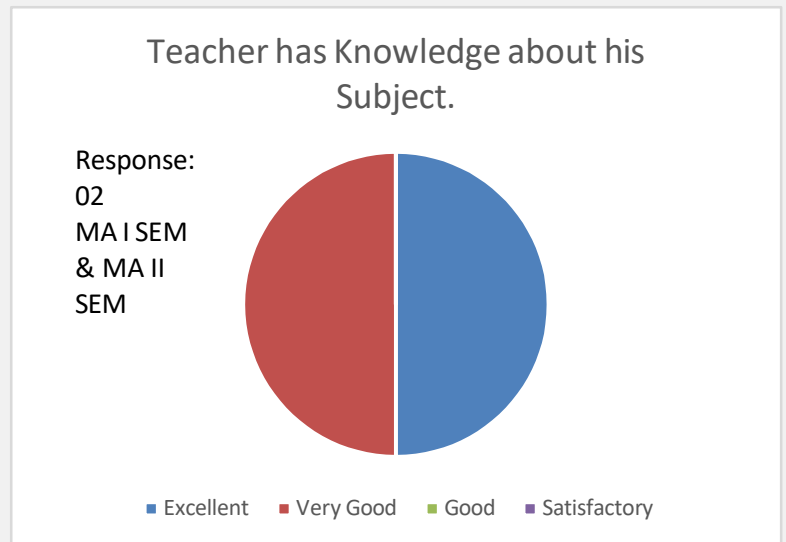
Department of Sanskrit

Name of Teacher: Dr. Arunima

1. Subject knowledge:

Teacher has Knowledge about his Subject.

Excellent	1
Very Good	1
Good	0
Satisfactory	0

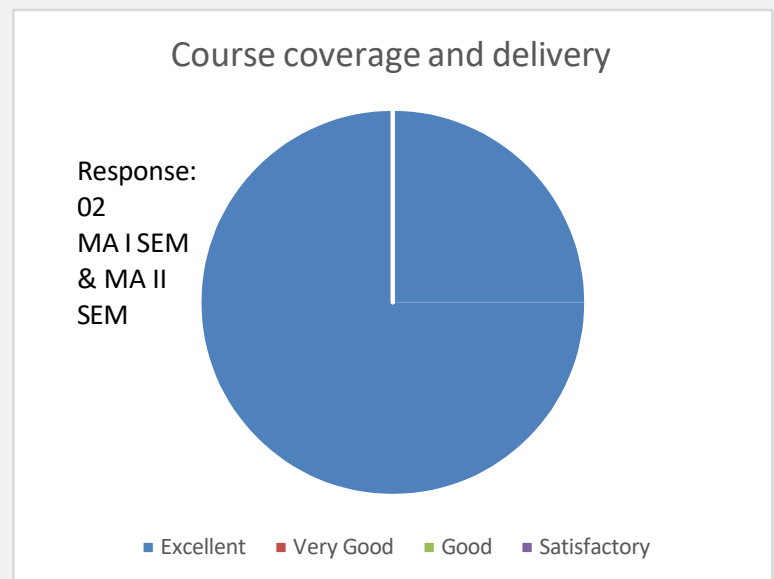


100 % respondents found the Teacher's subject knowledge very good. 50% rated it excellent.

2. Course coverage and delivery:

Course coverage and delivery

Excellent	2
Very Good	0
Good	
Satisfactory	

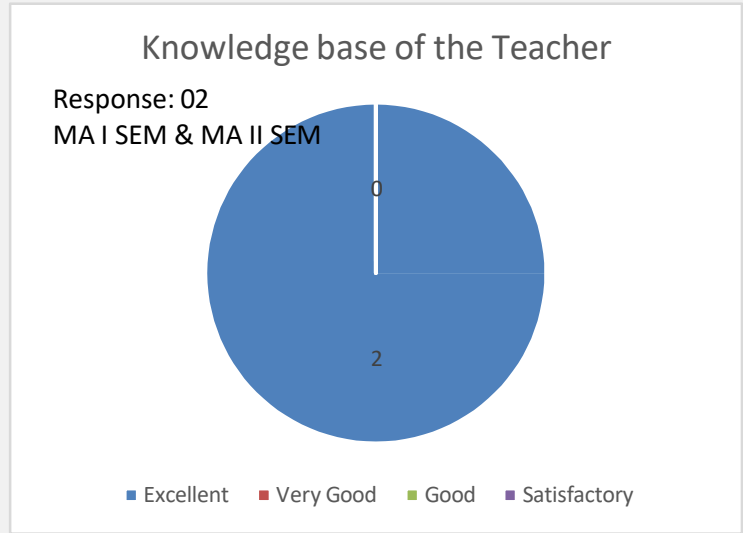


100 % respondents rated the Teacher's Course coverage and delivery excellent.

3. Knowledge Base:

Knowledge base of the Teacher

Excellent	2
Very Good	0
Good	0
Satisfactory	0

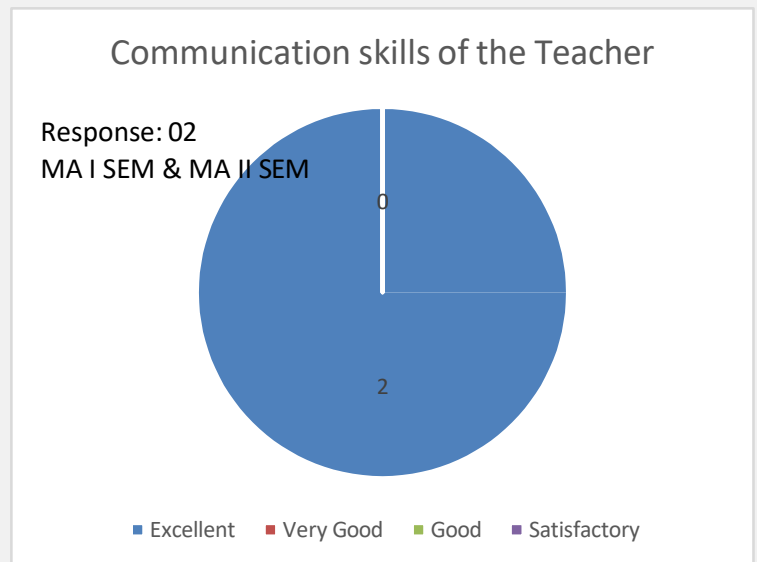


100 % respondents found the Teacher's Knowledge base excellent.

4. Communication Skills:

Communication skills of the Teacher

Excellent	2
Very Good	0
Good	0
Satisfactory	0

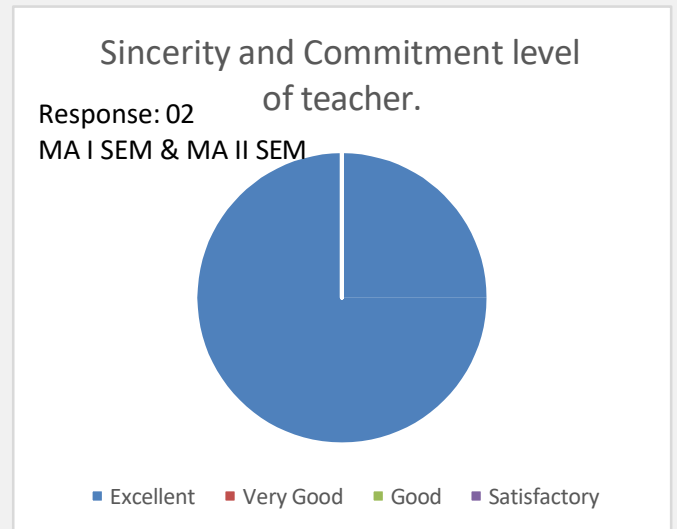


100 % respondents found the Teacher's Communication Skills excellent.

5. Sincerity and Commitment level:

Sincerity and Commitment level of teacher.

Excellent	2
Very Good	0
Good	0
Satisfactory	0

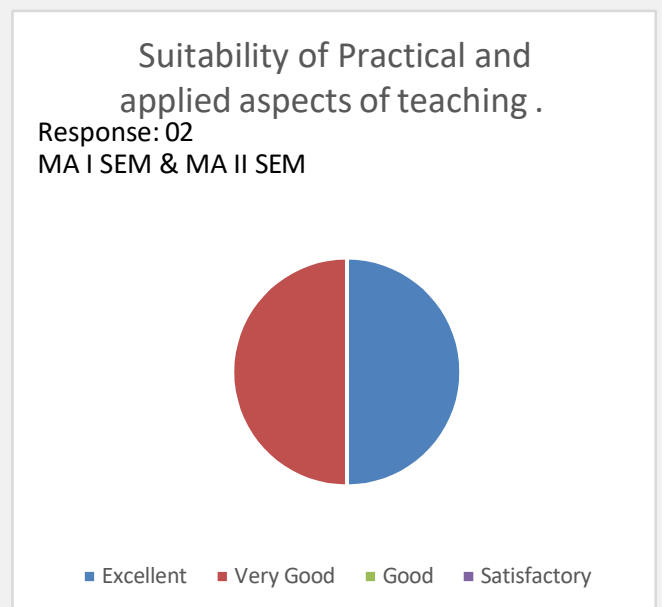


100 % respondents found the Teacher's Sincerity and Commitment level to be excellent.

6. Applied Aspects of Teaching:

Suitability of Practical and applied aspects of teaching

Excellent	1
Very Good	1
Good	0
Satisfactory	0

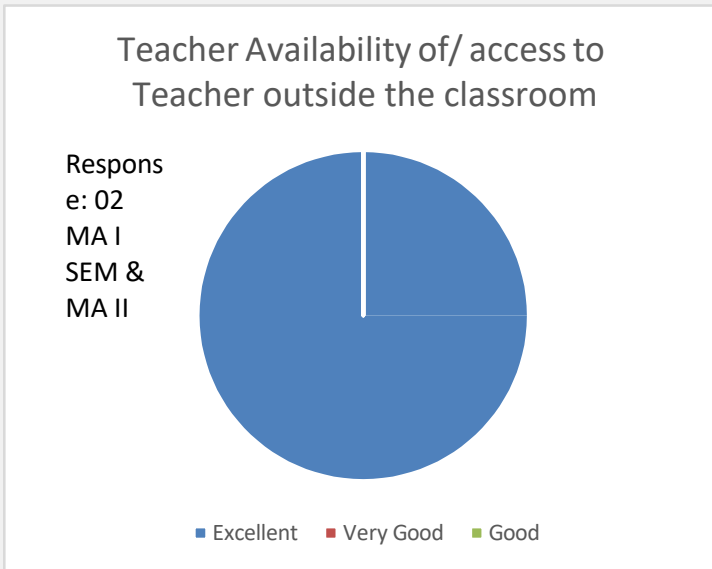


100 % respondents found the Teacher's Applied Aspects of Teaching very good.50% awarded excellent.

7. Off Classroom Accessibility:

Teacher Availability of/ access to Teacher outside the classroom

Excellent	2
Very Good	0
Good	0
Satisfactory	0

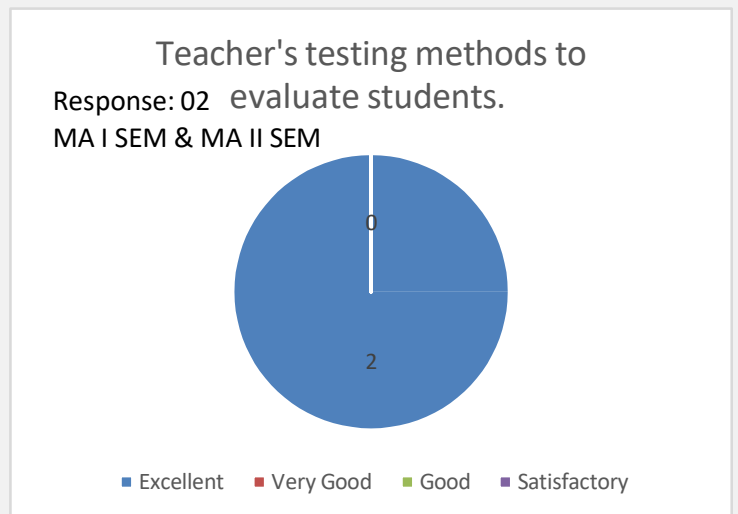


100 % respondents found Off Classroom Accessibility of the Teacher excellent.

8. Evaluation Methods:

Teacher's testing methods to evaluate students.

Excellent	2
Very Good	0
Good	0
Satisfactory	0

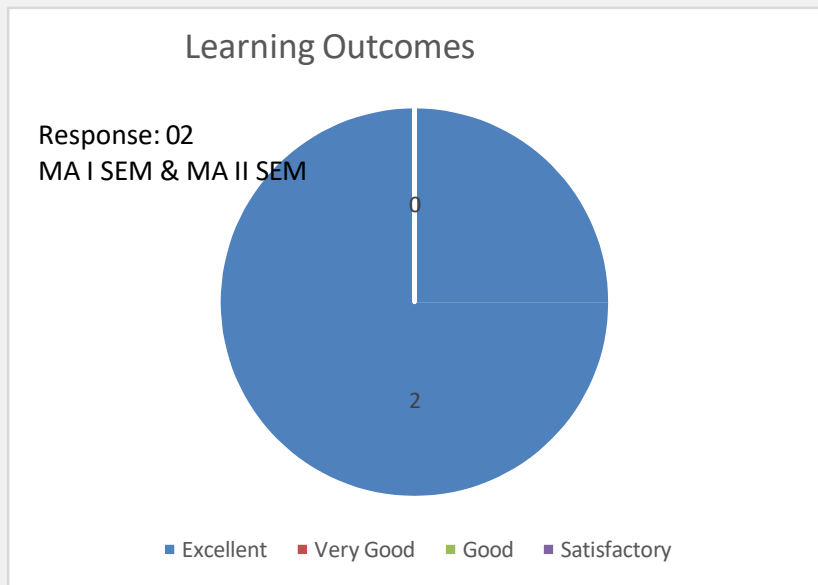


100 % respondents found Evaluation Methods used by the Teacher excellent.

9. Learning Outcomes:

Learning Outcomes

Excellent	2
Very Good	0
Good	0
Satisfactory	0

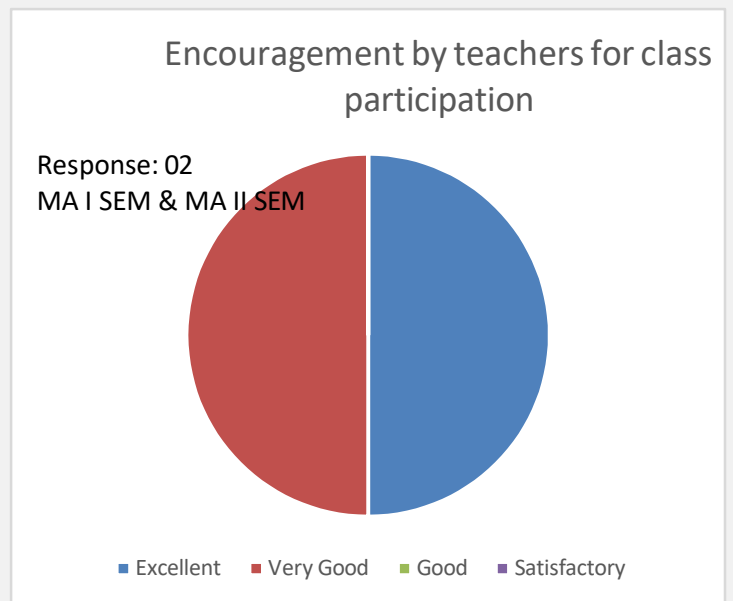


100 % respondents found the Learning Outcomes of the teaching excellent.

10. Encouraging Class Participation:

Encouragement by teachers for class participation

Excellent	1
Very Good	1
Good	0
Satisfactory	0

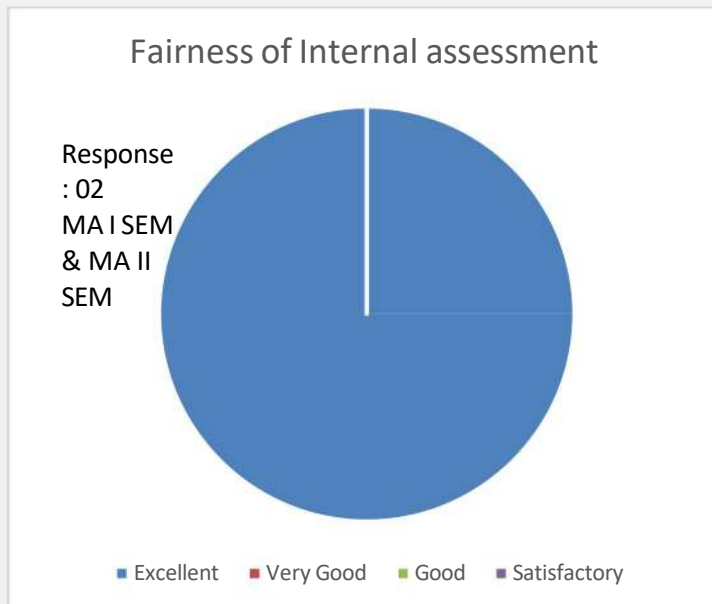


100 % respondents found the encouragement for the Class Participation by the Teacher very good. 50 % found it excellent.

11. Fairness in Internal Assessment:

Fairness of Internal assessment

Excellent	2
Very Good	0
Good	0
Satisfactory	0

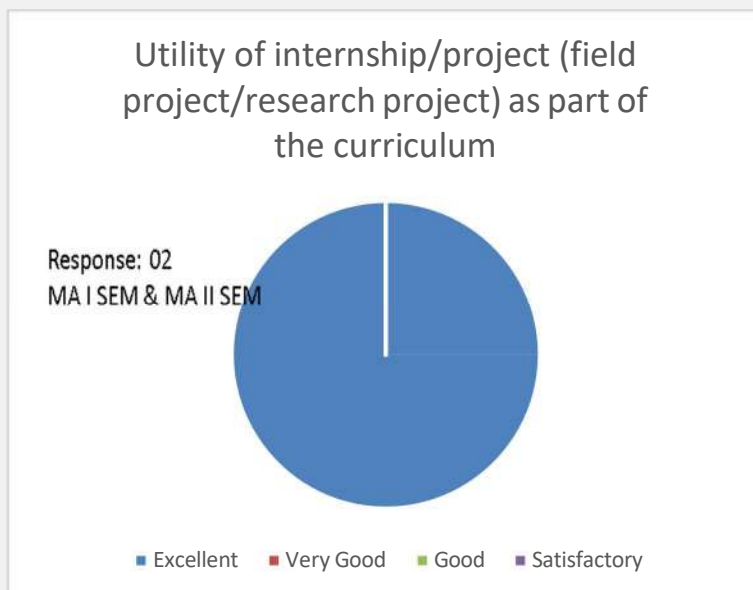


100 % of the students found the teacher Excellent in the Fairness in Internal Assessment.

12. Internship / Project as part of the curriculum:

Utility of internship/project (field project/research project) as part of the curriculum

Excellent	2
Very Good	0
Good	0
Satisfactory	0

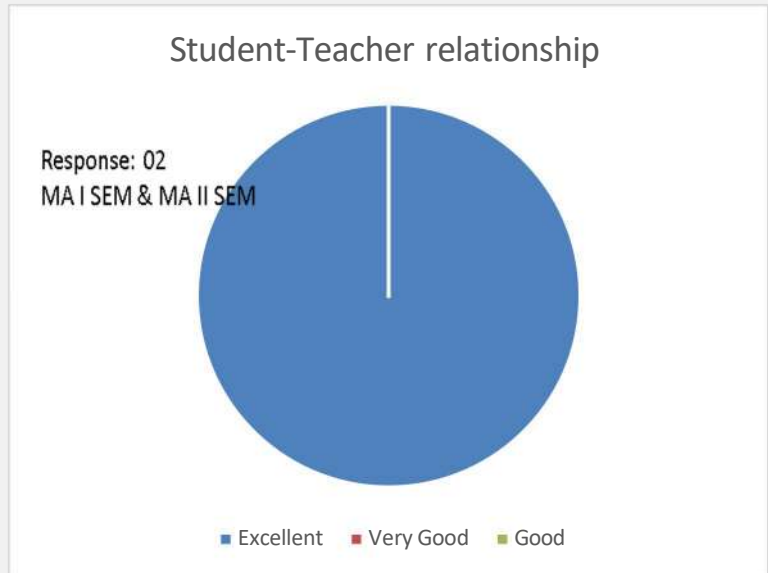


100 % respondents labeled the utilization of the Internship / Project by the teacher as part of the curriculum excellent.

13. Student Teacher Relationship:

Student-Teacher relationship

Excellent	2
Very Good	0
Good	0
Satisfactory	0

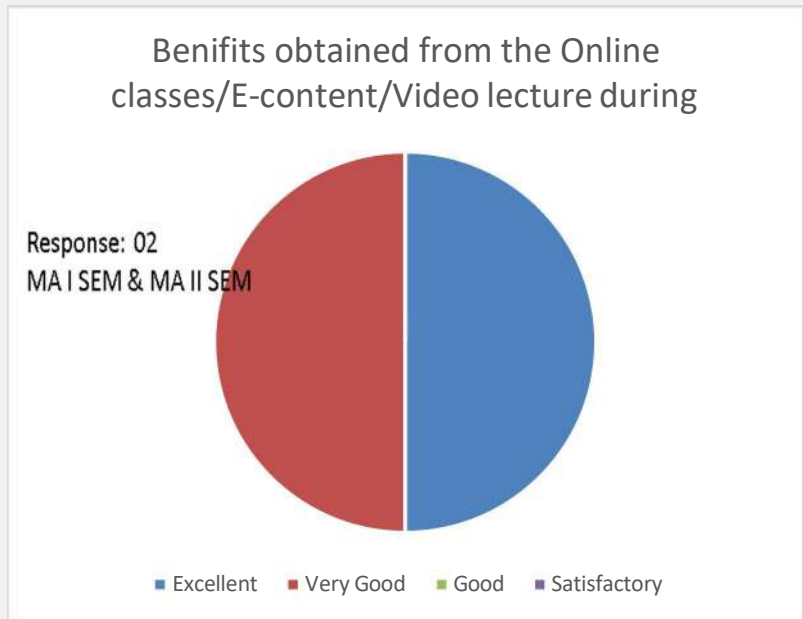


100 % respondents found their Relationship with the teacher excellent.

14. Beneficiality of the online Lectures and content during Covid-19:

Benefits obtained from the Online classes/E-content/Video lecture during COVID-19.

Excellent	1
Very Good	1
Good	0
Satisfactory	0

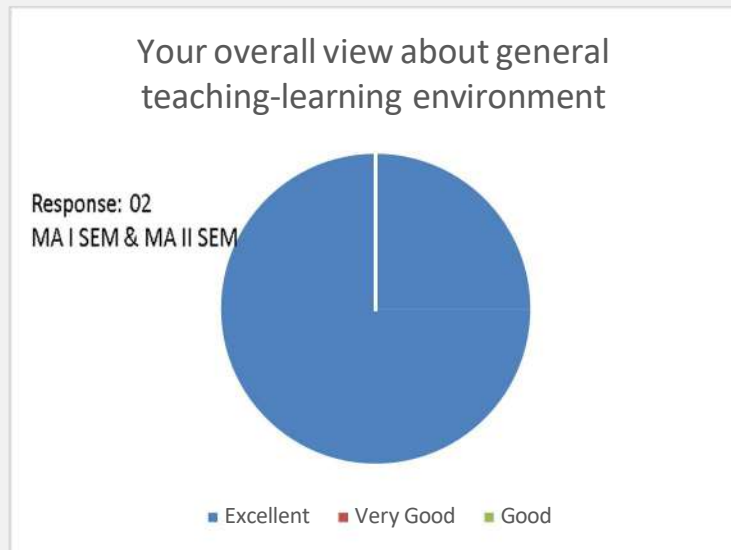


100 % respondents found the online Lectures and content provide by the teacher during Covid-19 very good and 50% marked it excellent.

15. Overall Teaching Learning Environment:

Your overall view about general teaching-learning environment

Excellent	2
Very Good	0
Good	0
Satisfactory	0



100 % respondents found Overall Teaching Learning Environment of the Teacher excellent.

APPRAISAL: Sample size too small to be assessed.

Department of History

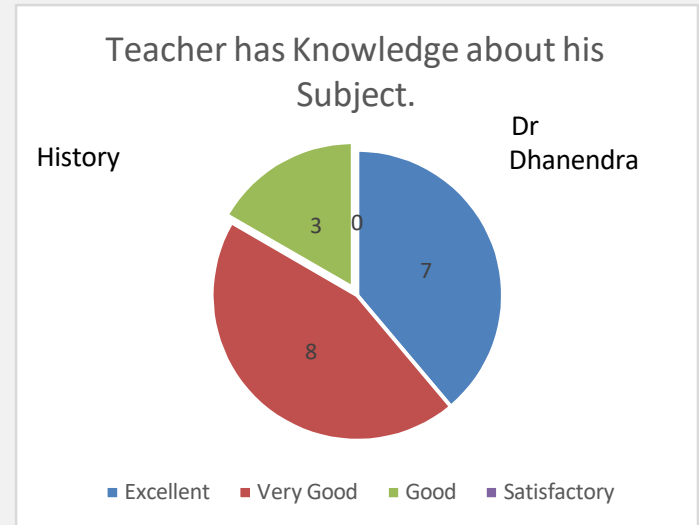
Name of Teacher: Dr. Dhanendra kumar

1. Subject knowledge:

Teacher has Knowledge about his Subject.

Excellent
Very Good
Good
Satisfactory

9
5
4
0

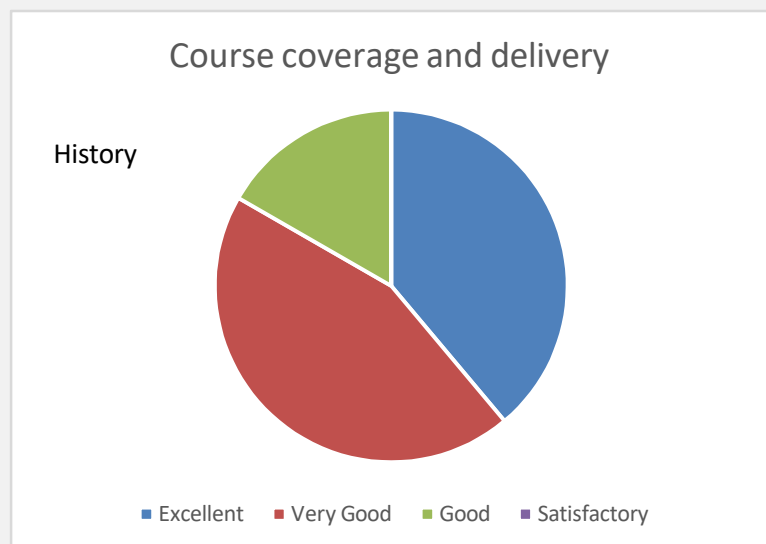


100 % respondents ranked the Teacher's subject knowledge good. 78% of the respondents found it very good and excellent.

2. Course coverage and delivery:

Course coverage and delivery

Excellent 7
Very Good 8
Good 3
Satisfactory 0

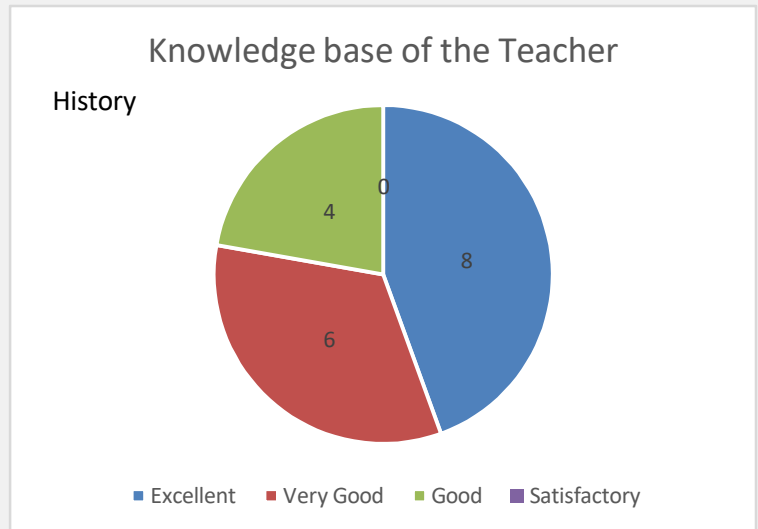


100% of the respondents ranked Course coverage and delivery of the Teacher good. 83% placed it at very good and excellent.

3. Knowledge Base:

Knowledge base of the Teacher

Excellent	8
Very Good	6
Good	4
Satisfactory	0

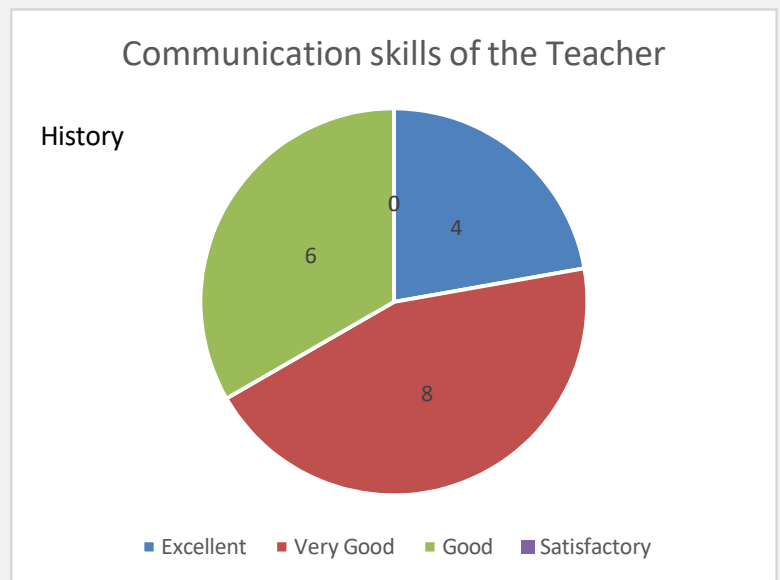


100 % respondents found the knowledge base of the Teacher very good. 78% of respondents rated it very good and excellent.

4. Communication Skills:

Communication skills of the Teacher

Excellent	4
Very Good	8
Good	6
Satisfactory	0



100 % respondents found the Communication Skills of the Teacher good. 67% of respondents allocated very good and excellent.

5. Sincerity and Commitment level:

Sincerity and Commitment level of teacher.

Excellent	4
Very Good	6
Good	1
Satisfactory	7

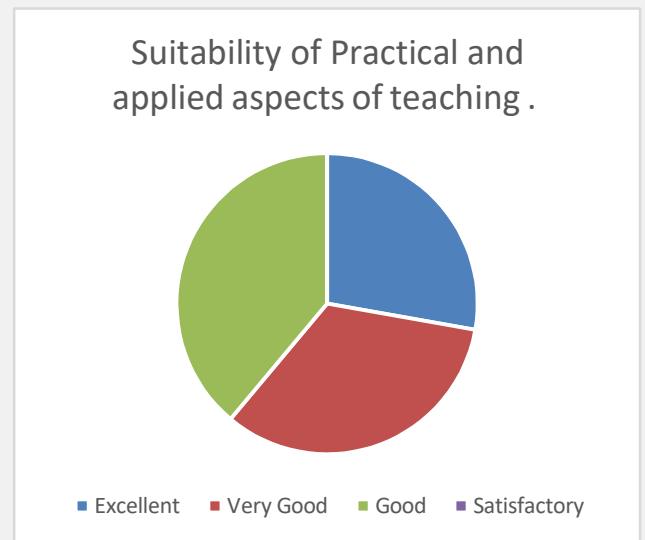


100% respondents were satisfied with Sincerity and Commitment level of the Teacher. 61% respondents found it good. 56% of respondents labeled very good and excellent.

6. Applied Aspects of Teaching:

Suitability of Practical and applied aspects of teaching

Excellent	5
Very Good	6
Good	7
Satisfactory	0

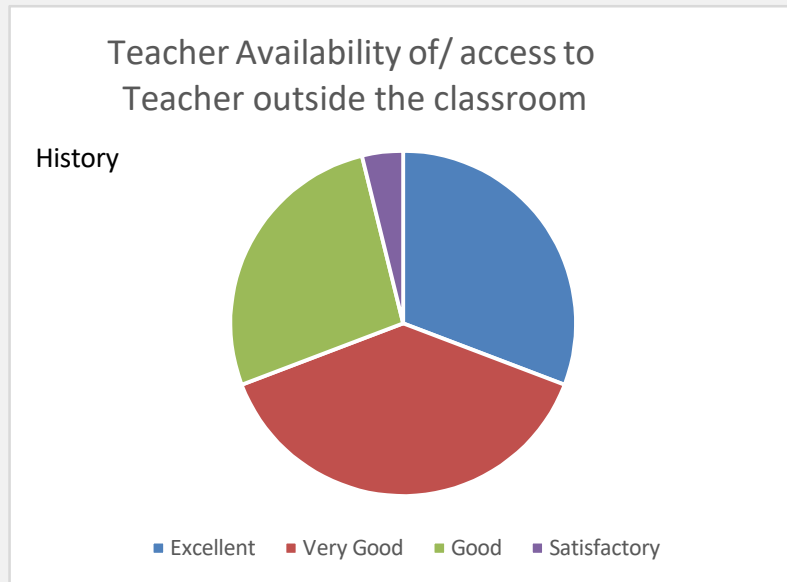


100 % respondents found Applied Aspects of Teaching of the teacher good. 61% of respondents graded it very good and excellent.

7. Off Classroom Accessibility:

Teacher Availability of/ access to Teacher outside the classroom

Excellent	7
Very Good	5
Good	4
Satisfactory	2

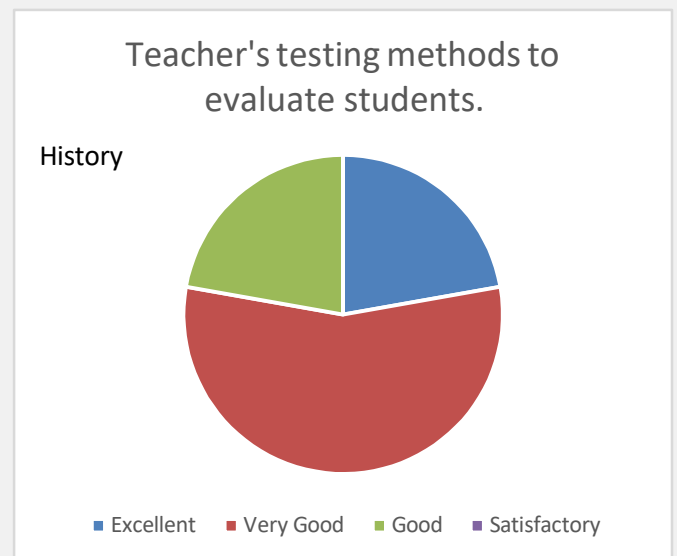


100 % respondents found the Off Classroom Accessibility of the teacher to be satisfactory. 83% found it good.61% respondents ranked it very good and excellent.

8. Evaluation Methods:

Teacher's testing methods to evaluate students.

Excellent	4
Very Good	10
Good	4
Satisfactory	0



100 % respondents found the Evaluation Methods used by of the Teacher good. 78% of respondents found it very good and excellent.

9. Learning Outcomes:

Learning Outcomes

Excellent	7
Very Good	6
Good	5
Satisfactory	0

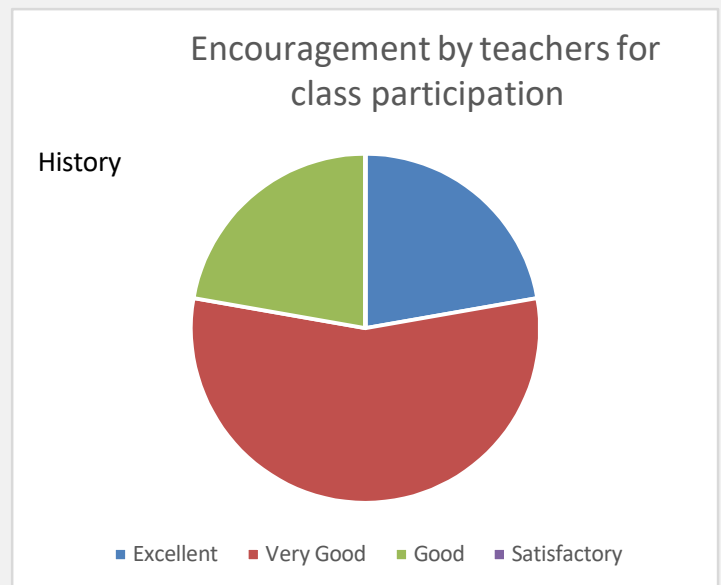


100 % respondents found the learning outcomes of the teaching by the teacher to be good. 61% of respondents awarded it very good and excellent.

10. Encouraging Class Participation:

Encouragement by teachers for class participation

Excellent	4
Very Good	10
Good	4
Satisfactory	0

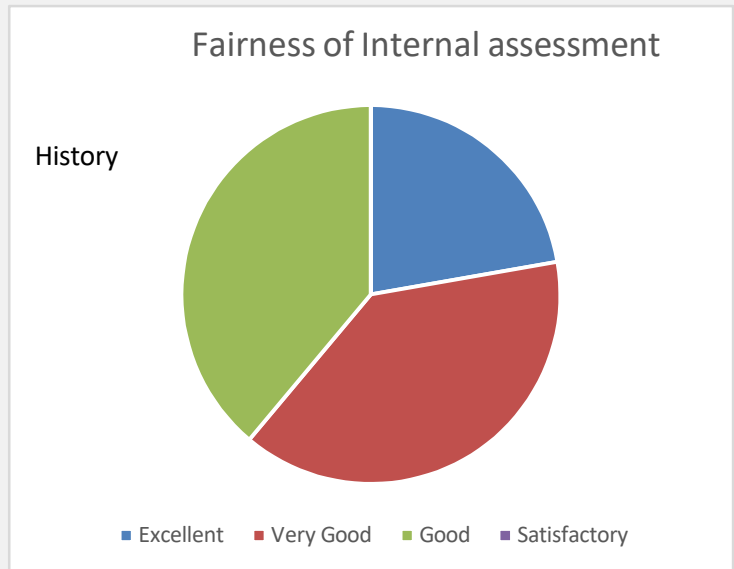


10 % respondents found the Encouragement for Class Participation by the teacher good .78% of respondents placed it at very good and excellent.

11. Fairness in Internal Assessment:

Fairness of Internal assessment

Excellent	4
Very Good	7
Good	7
Satisfactory	0

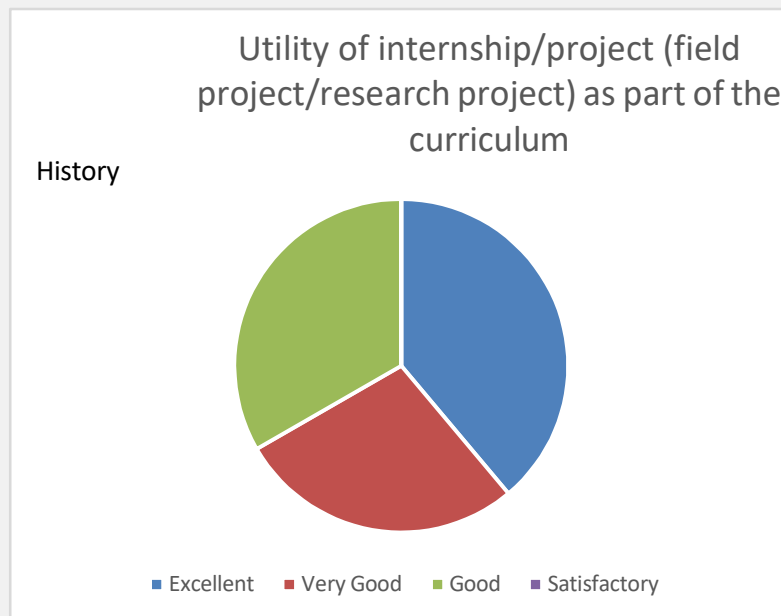


100 % respondents found the Fairness in Internal Assessment of the Teacher good .61% of respondents rated it very good and excellent.

12. Internship / Project as part of the curriculum:

Utility of internship/project (field project/research project) as part of the curriculum

Excellent	7
Very Good	5
Good	6
Satisfactory	0

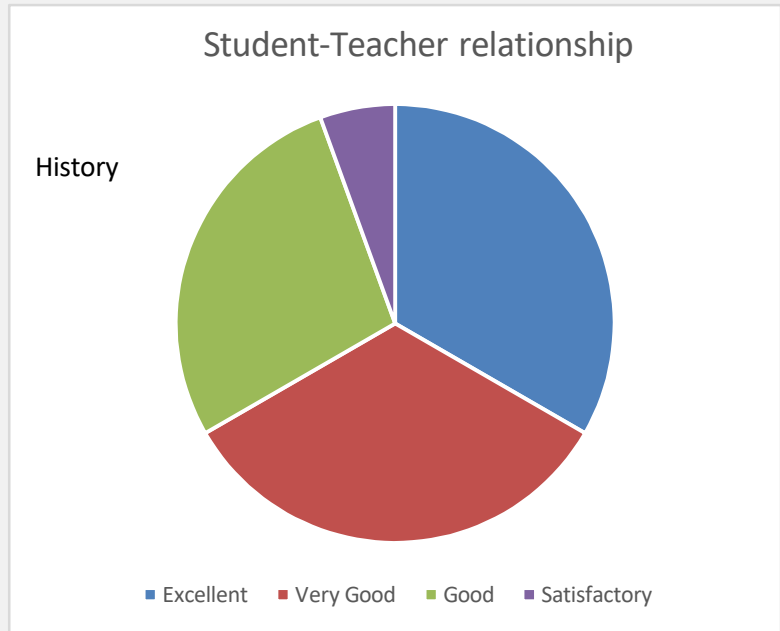


100% respondents found the utilization of the Internship / Project by the teacher as part of the curriculum of the Teacher good.67 % of the respondents allocated very good and excellent.

13. Student Teacher Relationship:

Student-Teacher relationship

Excellent	6
Very Good	6
Good	5
Satisfactory	1

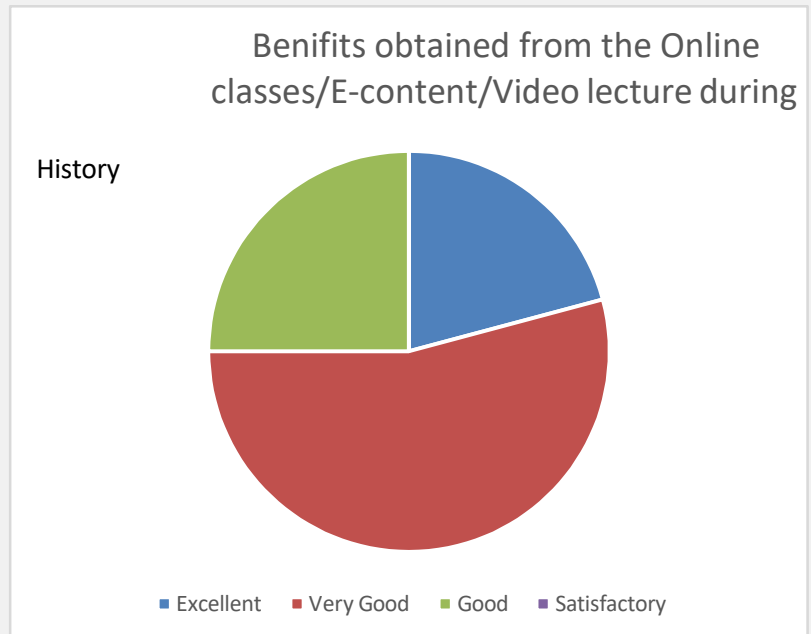


100 % respondents were satisfied with their Relationship with the teacher. 94% found it good and above. 67% of respondents awarded very good and excellent.

14. Beneficiality of the online Lectures and content during Covid-19:

Benifits obtained from the Online classes/E-content/Video lecture during COVID-19.

Excellent	5
Very Good	13
Good	6
Satisfactory	0

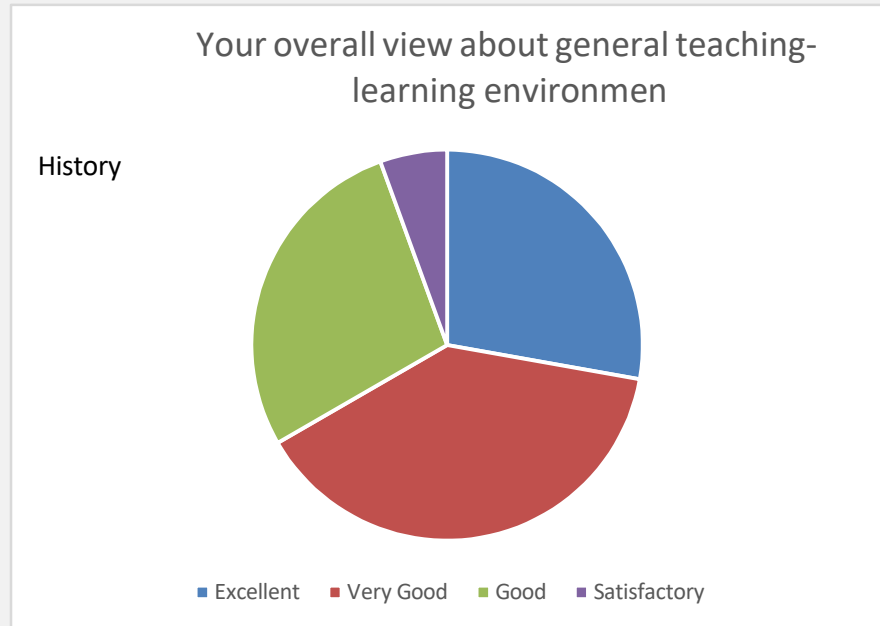


100 % respondents found the online Lectures and content provided by the Teacher during Covid-19 good. 75% of respondents awarded very good and excellent.

15. Overall Teaching Learning Environment:

Your overall view about general teaching-learning environment

Excellent	5
Very Good	7
Good	5
Satisfactory	1



100 % respondents found the Overall Teaching Learning Environment of the teacher’s class satisfactory. 94% allocated good and above. 67% of respondents awarded very good and excellent.

APPRAISAL: Very good

100% respondents were satisfied in all the aspects of teaching evaluated. More than 78% of the respondents awarded good in most of the categories.

SUGGESTIONS: Assessee can improve in use of practical and applied aspects of teaching and can batter his learning outcome.

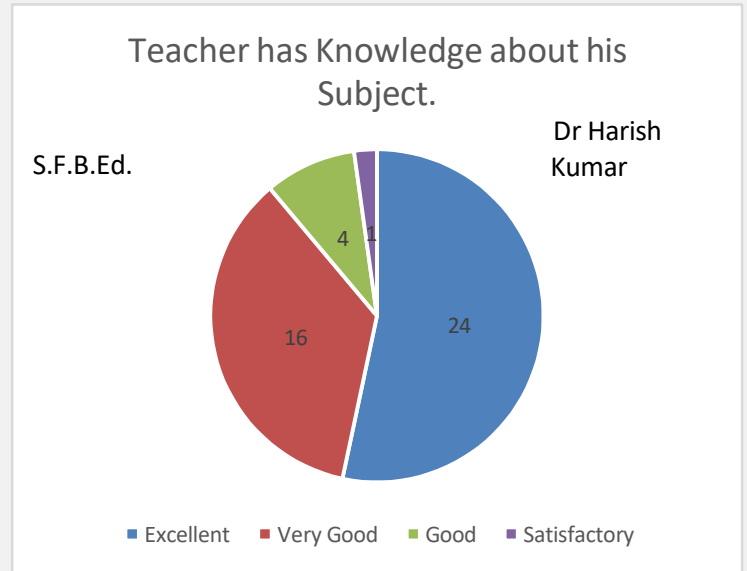
Department Of B.Ed. Self Finance

Name of Teacher: Dr. Harish Kumar

1. Subject knowledge:

Teacher has Knowledge about his Subject.

Excellent	24
Very Good	16
Good	4
Satisfactory	1

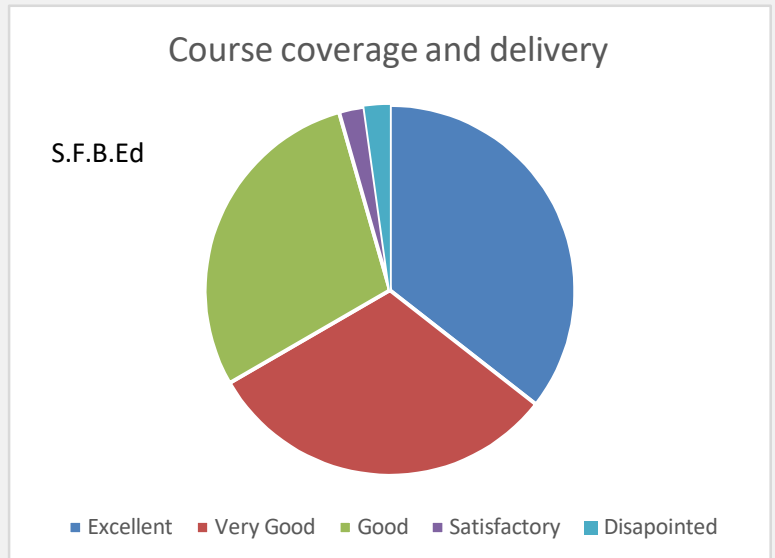


100 % respondents were satisfied with the Teacher’s subject knowledge. 98% of the respondents found it to be good and above. More than 89% of respondents awarded very good and excellent.

2. Course coverage and delivery:

Course coverage and delivery

Excellent	16
Very Good	14
Good	13
Satisfactory	1
Disapointed	1

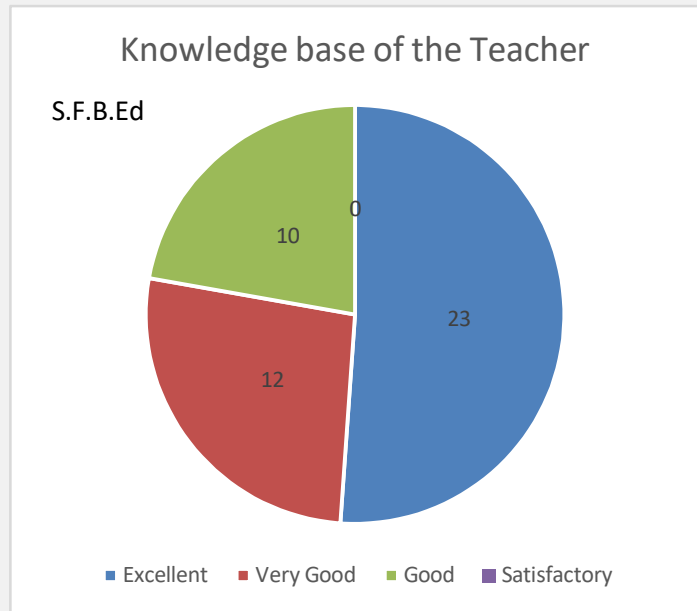


98 % respondents were satisfied with the course coverage and delivery. 96% of the respondents ranked it good and above. More than 89% placed it at very good and excellent.

3. Knowledge Base:

Knowledge base of the Teacher

Excellent	23
Very Good	12
Good	10
Satisfactory	0

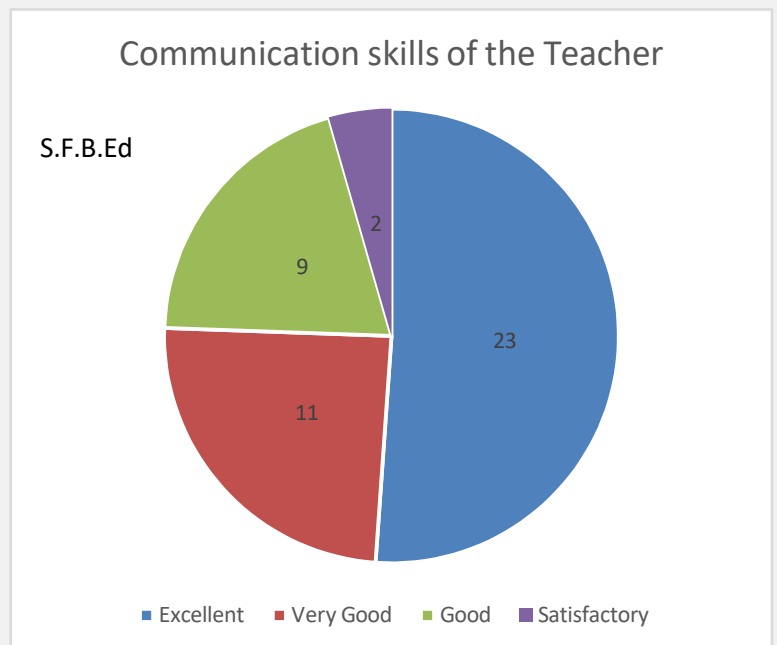


100% of the respondents found the knowledge base of the Teacher good. 78% ranked it very good and excellent.

4. Communication Skills:

Communication skills of the Teacher

Excellent	23
Very Good	11
Good	9
Satisfactory	2

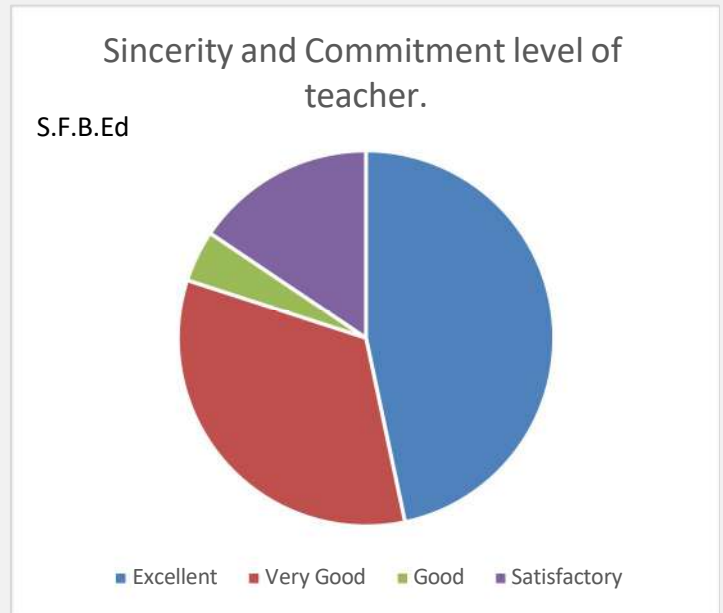


100% respondents were satisfied with the Communication Skills of the teacher. 93% labeled it good and above. 73% of respondents allocated very good and excellent.

5. Sincerity and Commitment level:

Sincerity and Commitment level of teacher.

Excellent	21
Very Good	15
Good	2
Satisfactory	7

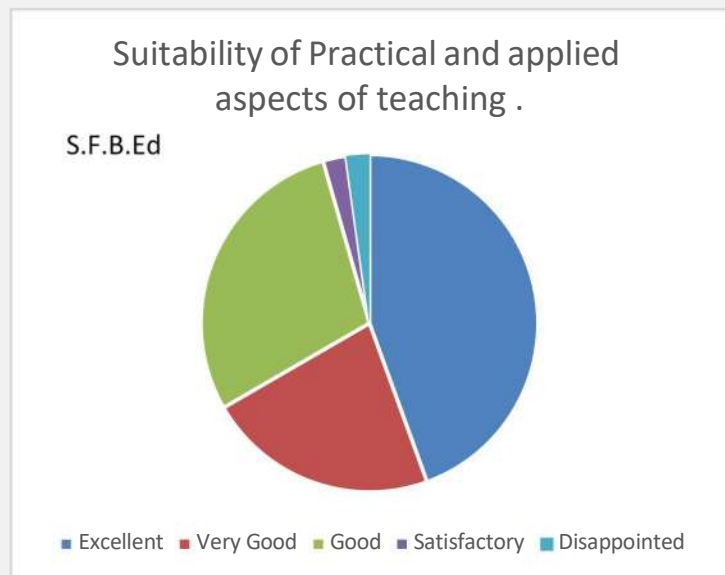


100 % respondents were satisfied with Sincerity and Commitment level of the teacher. 84% allocated good and above. 80% of respondents labeled very good and excellent.

6. Applied Aspects of Teaching:

Suitability of Practical and applied aspects of teaching

Excellent	20
Very Good	10
Good	13
Satisfactory	1
Disappointed	1

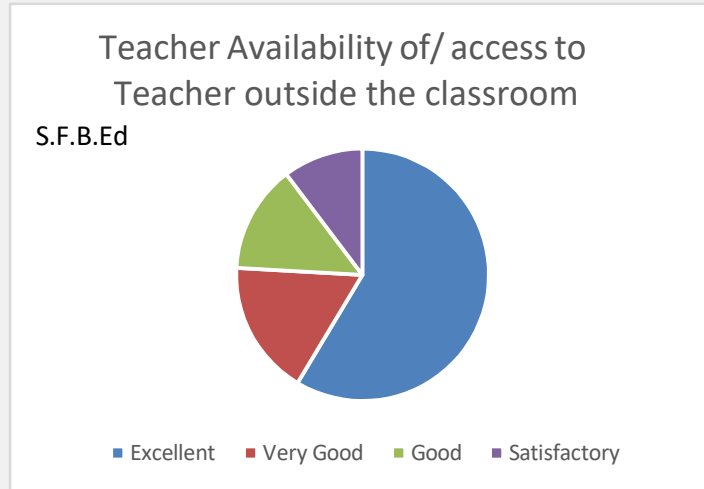


98 % respondents were satisfied with Applied Aspects of Teaching of the teacher. 96% rated it good and above. 67% of respondents graded it very good and excellent.

7. Off Classroom Accessibility:

Teacher Availability of/ access to Teacher outside the classroom

Excellent	17
Very Good	5
Good	4
Satisfactory	3

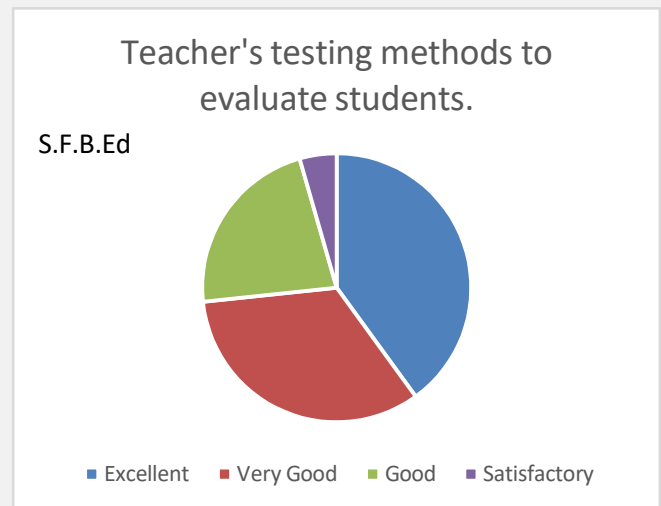


100 % respondents found Teacher's Accessibility outside the class room to be satisfactory. 93% awarded good and above while 49% graded very good and excellent.

8. Evaluation Methods:

Teacher's testing methods to evaluate students.

Excellent	18
Very Good	15
Good	10
Satisfactory	2

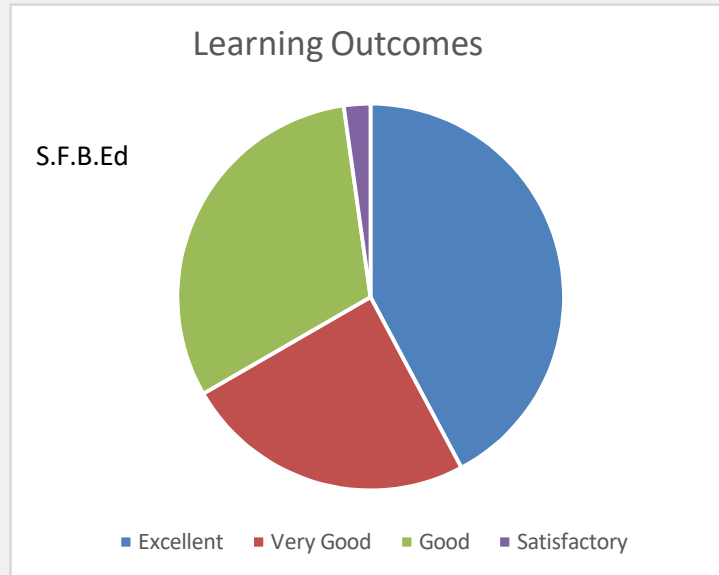


100 % respondents found the Teacher satisfactory in his testing methods to evaluate. 96% rated it good and above while 73% of respondents awarded excellent.

9. Learning Outcomes:

Learning Outcomes

Excellent	19
Very Good	11
Good	14
Satisfactory	1

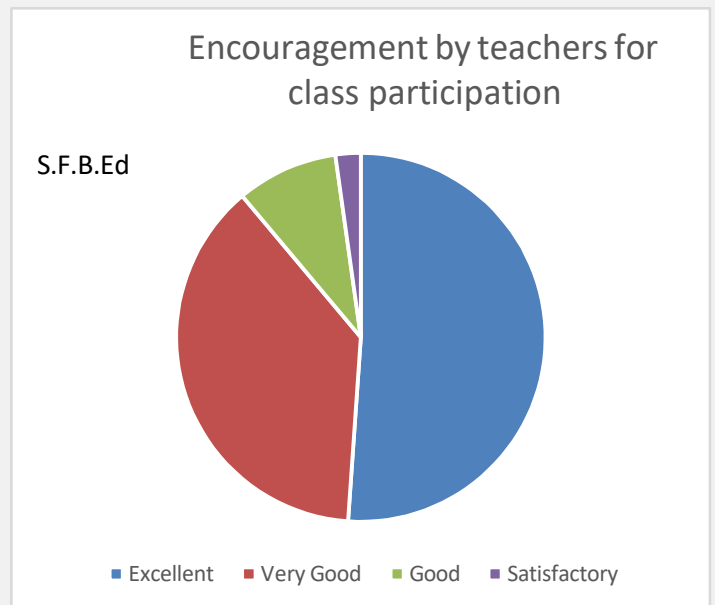


100 % students found the Learning Outcomes of the teaching satisfactory. 98% of respondents awarded it good and above. 67% rated it very good and excellent.

10. Encouraging Class Participation:

Encouragement by teachers for class participation

Excellent	23
Very Good	17
Good	4
Satisfactory	1

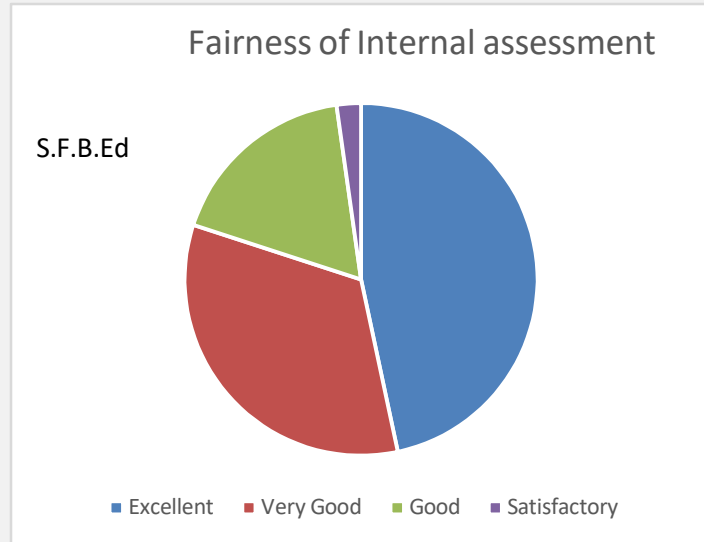


100 % respondents found the Teacher satisfactory in encouraging the students for Class Participation.98% awarded good and above while 89 % allocated him excellence.

11. Fairness in Internal Assessment:

Fairness of Internal assessment

Excellent	21
Very Good	15
Good	8
Satisfactory	1

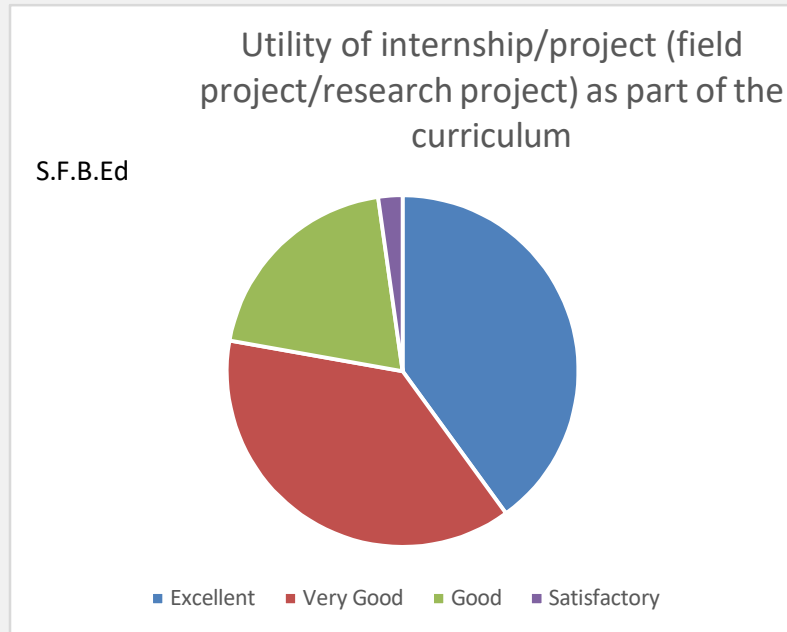


100 % respondents found the Teacher satisfactory in Fairness of Internal Assessment .98% found it good. 80% graded it very good and excellent.

12. Internship / Project as part of the curriculum:

Utility of internship/project (field project/research project) as part of the curriculum

Excellent	18
Very Good	17
Good	9
Satisfactory	1

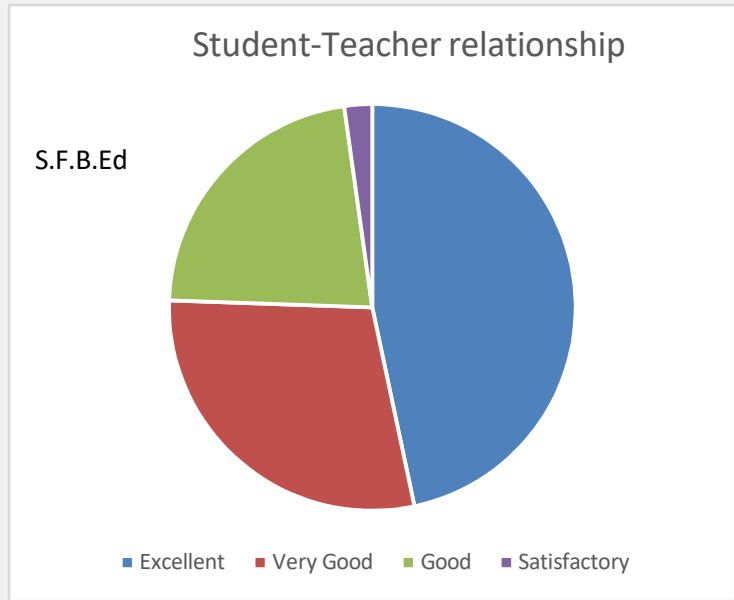


100 % respondents were satisfied with the utilization of the Internship / Project by the Teacher as part of the curriculum. 98 % labeled it good and above. 78% of the respondents allocated very good and excellent.

13. Student Teacher Relationship:

Student-Teacher relationship

Excellent	21
Very Good	13
Good	10
Satisfactory	1

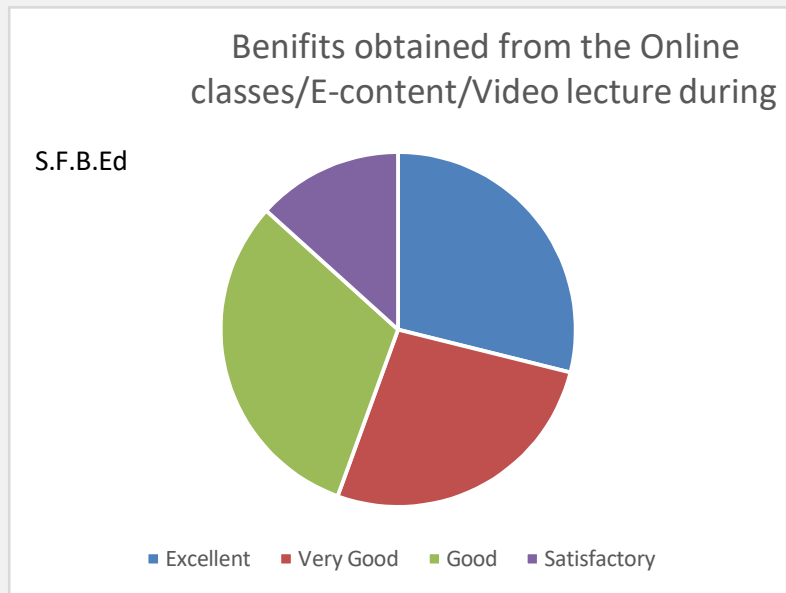


100 % respondents found their Relationship with the Teacher satisfactory. 98% responded good. 76% of respondents awarded very good and excellent.

14. Beneficiality of the online Lectures and content during Covid-19:

Benefits obtained from the Online classes/E-content/Video lecture during COVID-19.

Excellent	13
Very Good	12
Good	14
Satisfactory	6

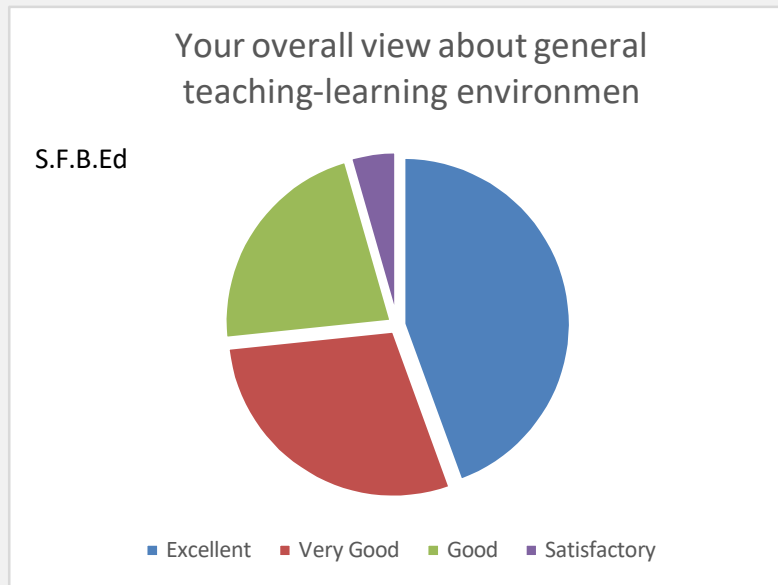


100 % respondents found the online Lectures and content provided by the Teacher during Covid-19 satisfactory.87% found it good and above. 56% of respondents awarded very good and excellent.

15. Overall Teaching Learning Environment:

Your overall view about general teaching-learning environment

Excellent	20
Very Good	13
Good	10
Satisfactory	2



100 % respondents found the Overall Teaching Learning Environment of the class by the Teacher satisfactory. 96% found it good and above. 73% of respondents awarded very good and excellent.

APPRAISAL: Very good

Almost 100% respondents were satisfied in all the aspects of teaching evaluated. More than 87% of the respondents awarded good in each category assessed.

SUGGESTIONS:

Assessee may like to improve his accessibility outside the class room and enhance the quality of E-content.

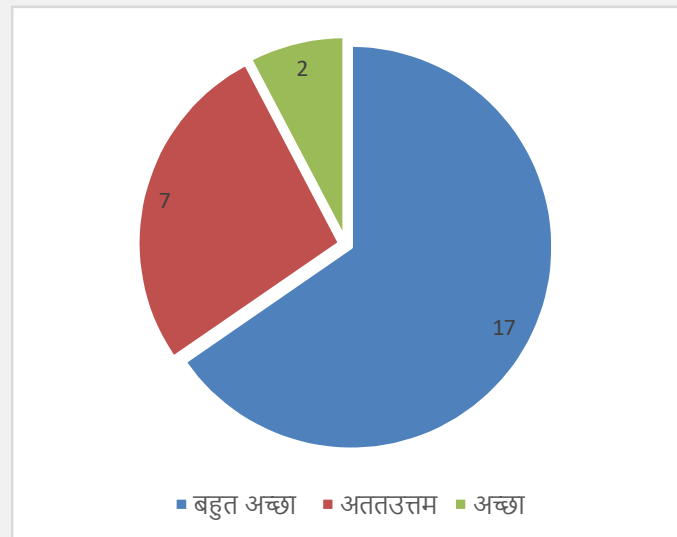
Department Of Chemistry

Name of Teacher: Dr. Anuj Kumar

1. Subject knowledge:

Teacher has Knowledge about his Subject.

Excellent	17
Very Good	7
Good	2
Satisfactory	0

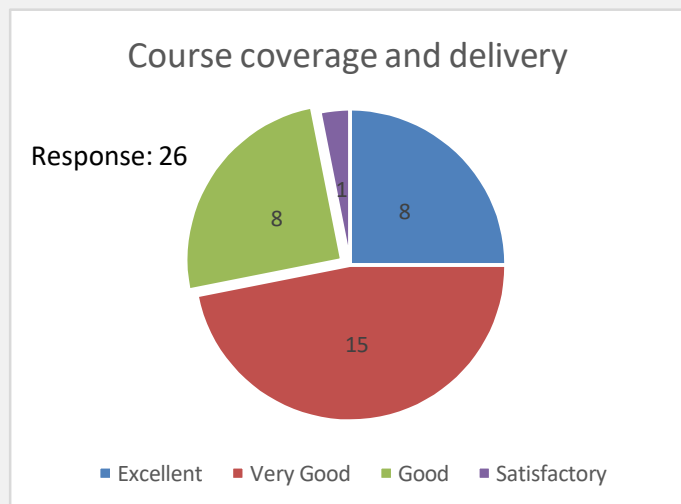


100 % respondents valued the Teacher's subject knowledge to be good. 92% of respondents awarded very good and excellent.

2. Course coverage and delivery:

Course coverage and delivery

Excellent	8
Very Good	15
Good	8
Satisfactory	1

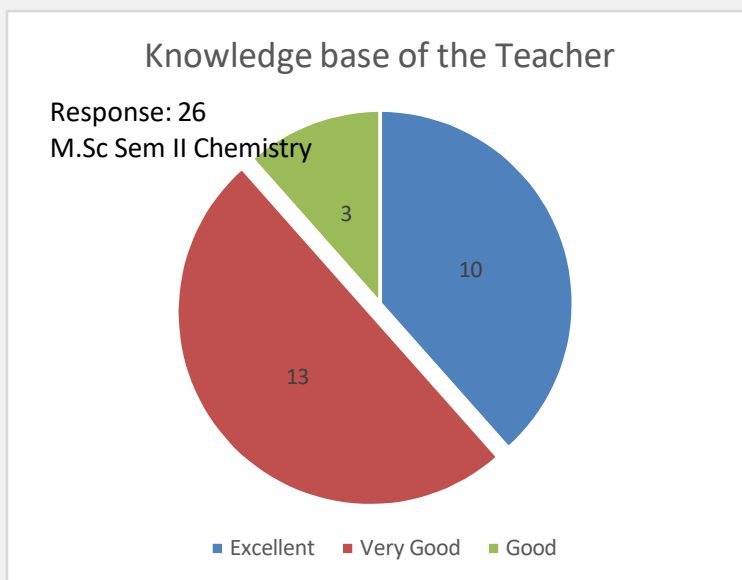


100 % respondents were satisfied with the course coverage and delivery. 96% of the respondents ranked it good and above. More than 88% placed it at very good and excellent.

3. Knowledge Base:

Knowledge base of the Teacher

Excellent	10
Very Good	13
Good	3
Satisfactory	0

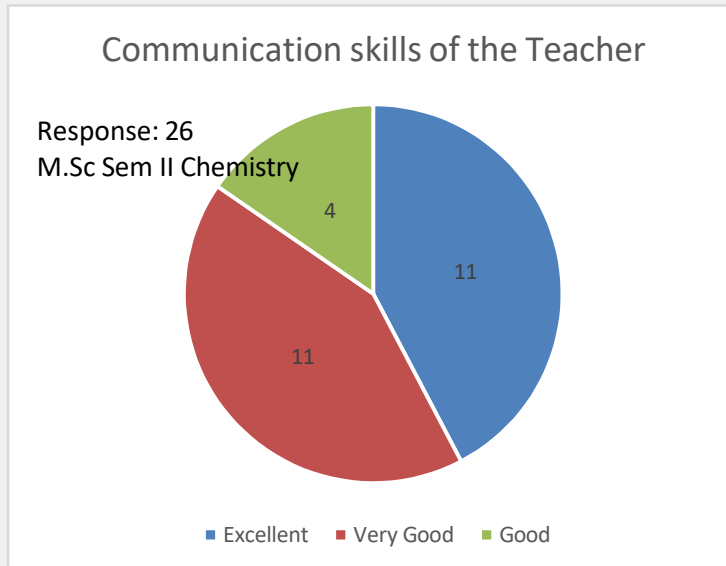


100% of the respondents found the knowledge base of the Teacher good and above. 88% marked it very good and excellent.

4. Communication Skills:

Communication skills of the Teacher

Excellent	11
Very Good	11
Good	4
Satisfactory	0

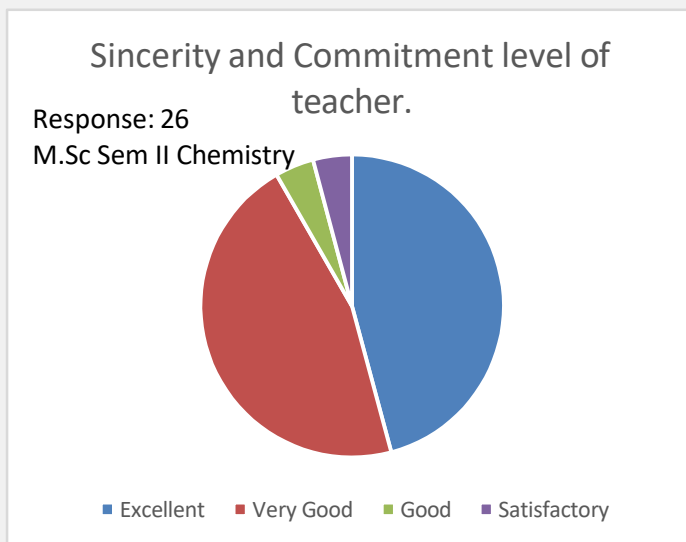


100 % respondents found Communication Skills of the teacher to be good and above. 85% of respondents allocated very good and excellent.

5. Sincerity and Commitment level:

Sincerity and Commitment level of teacher.

Excellent	11
Very Good	11
Good	1
Satisfactory	1

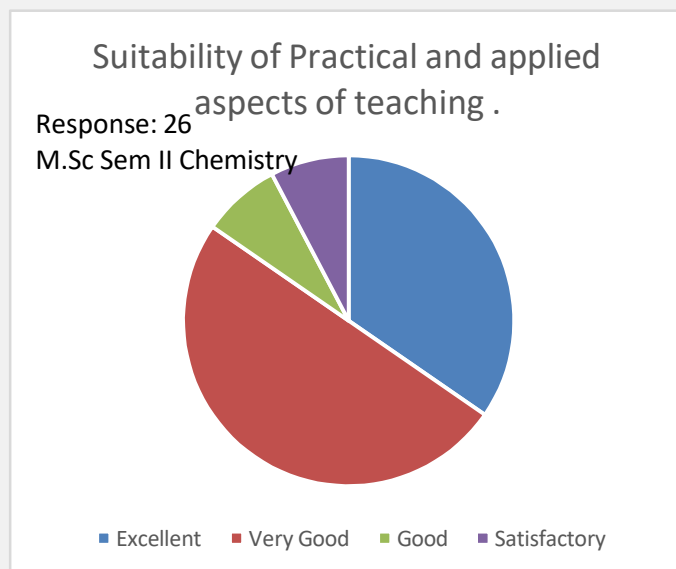


100 % respondents were satisfied with Sincerity and Commitment level of the teacher. 96% allocated good and above. 85% of respondents labeled very good and excellent.

6. Applied Aspects of Teaching:

Suitability of Practical and applied aspects of teaching

Excellent	9
Very Good	13
Good	2
Satisfactory	2

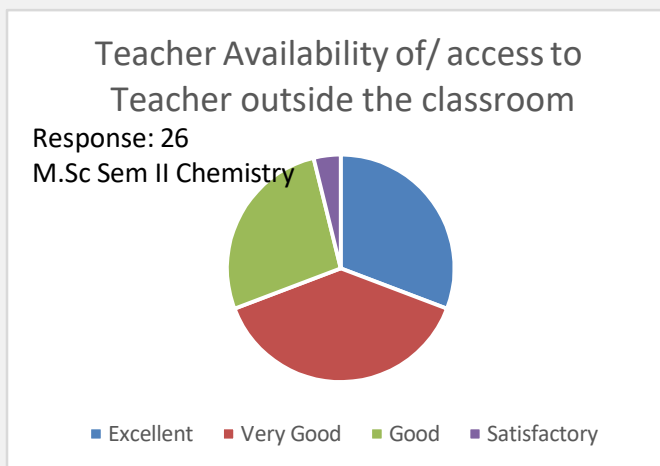


100 % respondents were satisfied with Applied Aspects of Teaching of the teacher. 92% rated it good and above. 85% of respondents graded it very good and excellent.

7. Off Classroom Accessibility:

Teacher Availability of/ access to Teacher outside the classroom

Excellent	8
Very Good	10
Good	7
Satisfactory	1

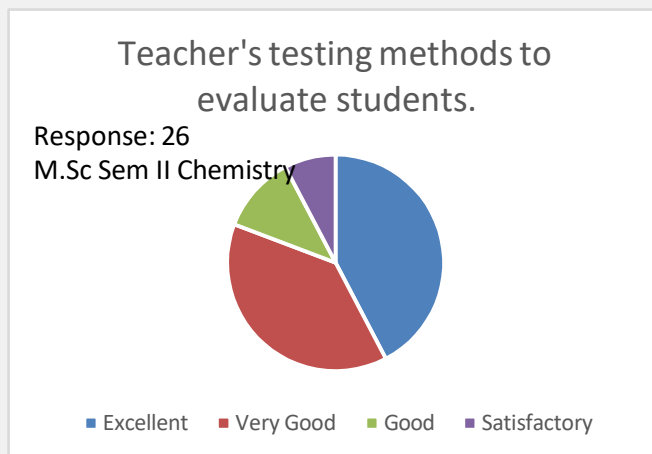


100 % respondents found Teacher's Accessibility outside the class room to be satisfactory. 96% awarded good and above while 69% rated it very good and excellent.

8. Evaluation Methods:

Teacher's testing methods to evaluate students.

Excellent	11
Very Good	10
Good	3
Satisfactory	2

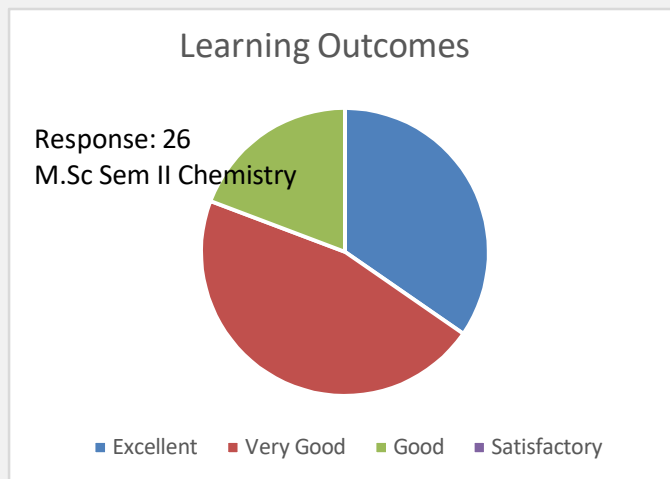


100 % respondents found the Teacher satisfactory in his testing methods to evaluate. 92% rated it good and above while 81% of respondents awarded excellent

9. Learning Outcomes:

Learning Outcomes

Excellent	9
Very Good	12
Good	5
Satisfactory	0

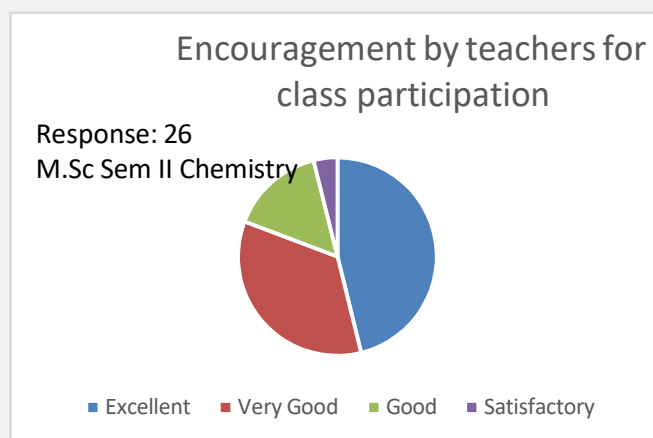


100 % students found the Learning Outcomes of the teaching good and above. 81% rated it very good and excellent.

10. Encouraging Class Participation:

Encouragement by teachers for class participation

Excellent	12
Very Good	9
Good	4
Satisfactory	1

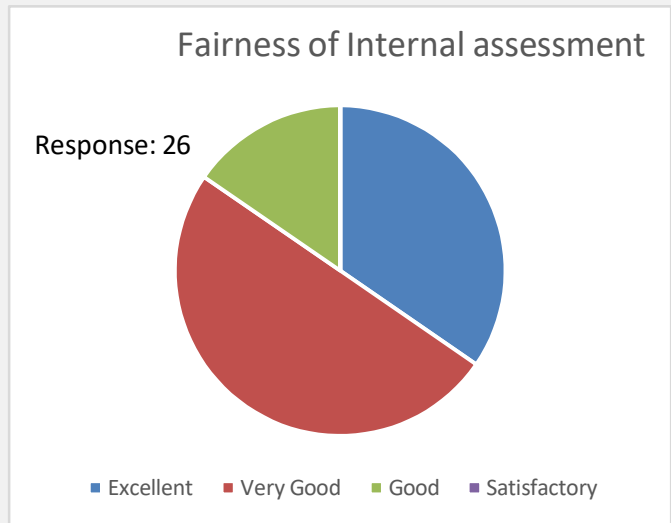


100 % respondents found the Teacher satisfactory in encouraging the students for Class Participation.96% awarded good and above while 81 % allocated him excellence.

11. Fairness in Internal Assessment:

Fairness of Internal assessment

Excellent	9
Very Good	13
Good	4
Satisfactory	0

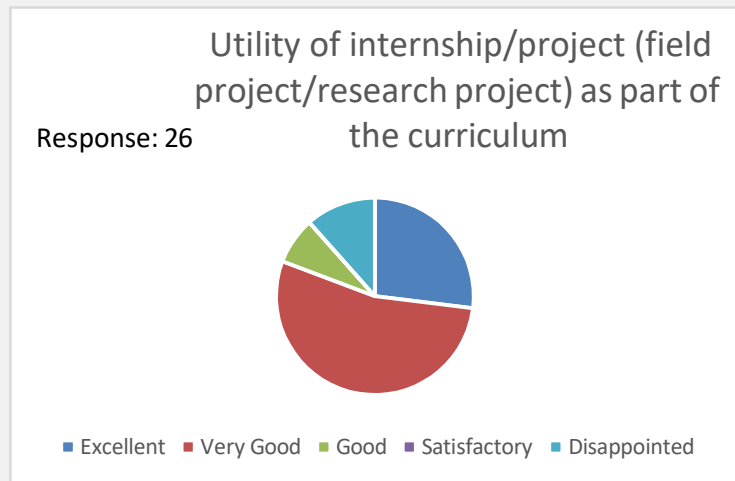


100 % respondents found the Teacher good and above in Fairness of Internal Assessment. 85% graded it very good and excellent.

12. Internship / Project as part of the curriculum:

Utility of internship/project (field project/research project) as part of the curriculum

Excellent	7
Very Good	14
Good	2
Satisfactory	0
Disappointed	3

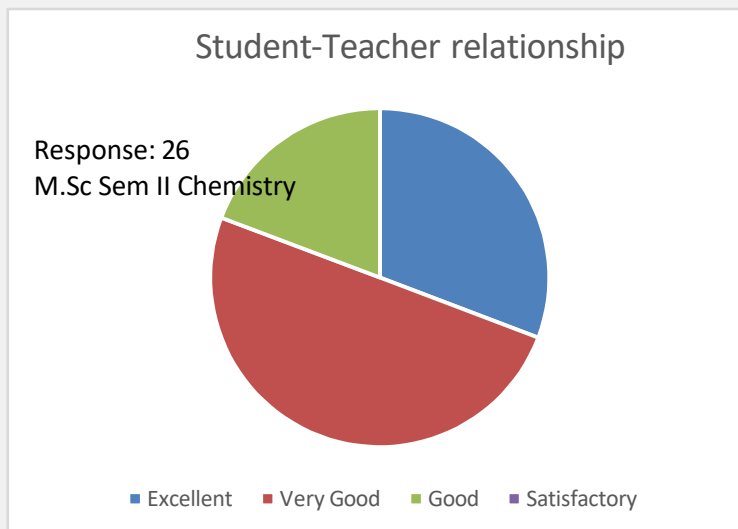


88 % respondents were satisfied with the utilization of the Internship / Project by the Teacher as part of the curriculum. 88 % labeled it good and above. 81% of the respondents allocated very good and excellent.

13. Student Teacher Relationship:

Student-Teacher relationship

Excellent	8
Very Good	13
Good	5
Satisfactory	0

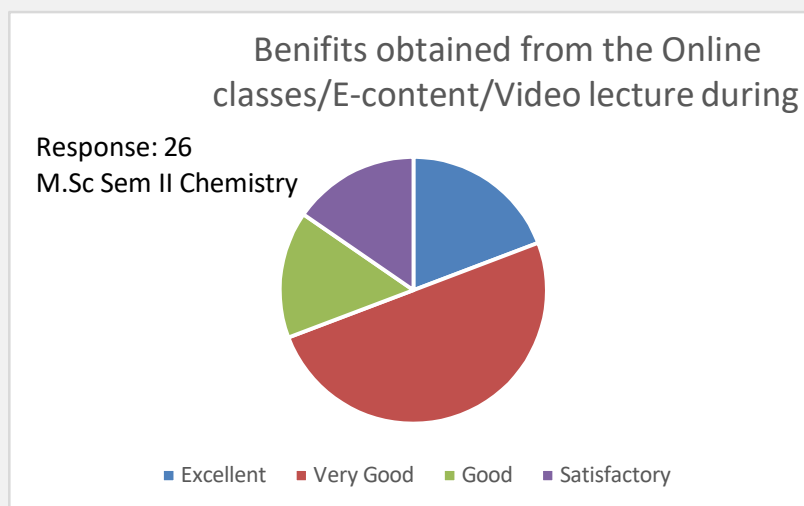


100 % respondents found their Relationship with the Teacher good and above. 81% of respondents awarded very good and excellent.

14. Beneficiality of the online Lectures and content during Covid-19:

Benefits obtained from the Online classes/E-content/Video lecture during COVID-19.

Excellent	5
Very Good	13
Good	4
Satisfactory	4

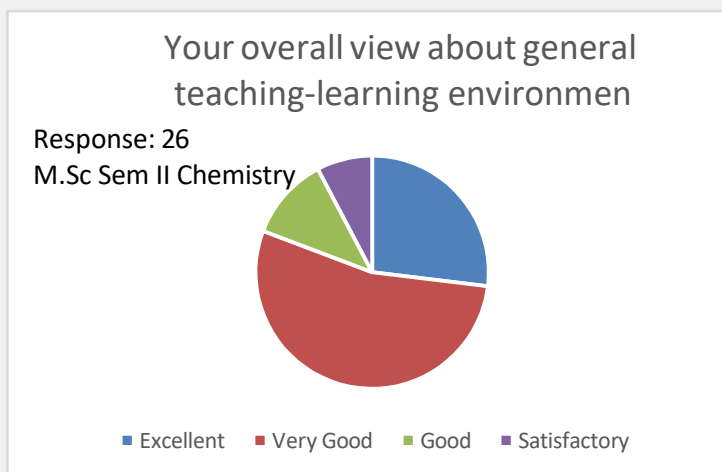


100 % respondents found the online Lectures and content provided by the Teacher during Covid-19 satisfactory.85% found it good and above. 69% of respondents awarded very good and excellent.

15. Overall Teaching Learning Environment:

Your overall view about general teaching-learning environment

Excellent	7
Very Good	14
Good	3
Satisfactory	2



100 % respondents found the Overall Teaching Learning Environment of the class by the Teacher satisfactory. 92% found it good and above. 81% of respondents awarded very good and excellent.

APPRAISAL: Very good

100% respondents were satisfied in all the aspects of teaching evaluated. More than 85% of the respondents awarded good in each category assessed.

SUGGESTIONS:

Assessee can improve his accessibility outside the class room and enhance the quality of e-content.

SYNOPSIS

- **A Survey for Students Feedback was conducted by IQAC for session 2021 - 2022.**
 - **1009 Students were asked to rate their Teacher's performance based on Fifteen components of the Teaching Learning process on a Six Point Scale ranging from Dissatisfied to Outstanding.**
- **Performance of Total 54 Teachers was analysed. Feedback for 24 Teachers could not be assessed owing to small Sample size.**
- **Out of 30 teachers appraised, 15 achieved Excellent in majority of the components of Teaching Learning process evaluated. The rest fared Very Good.**

Blanket Suggestions

(Declining in influence)

- 1. A training program / workshop on intricacies of online classes and designing quality E - content will prove highly beneficial in driving Teaching Learning Environment towards Excellence.**
- 2. Amiable and Robust relationship with the Teacher exponentially enhances the productivity of the Students.**
- 3. Reckoning the Learning outcomes of the Program and the course while planning and teaching optimizes the impact.**



Thank You