

REPORT 2021-22

ALUMNI FEEDBACK



DR.PDB HIMALAYAN GOVT. PG COLLEGE KOTDWAR

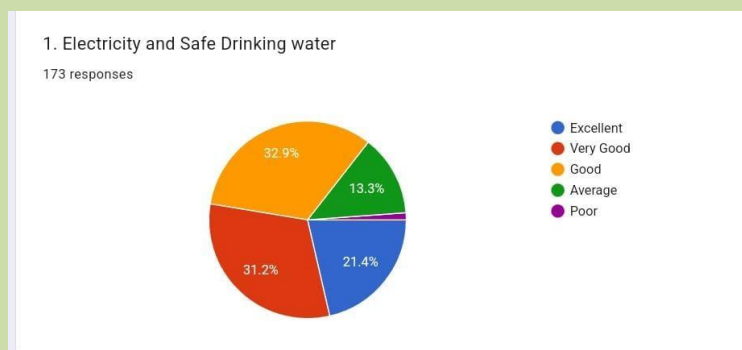
PREPARED FOR IQAC BY DR. TANU MITTAL

Introduction:

Feedbacks were collected from our Alumni through Google form, each alumni contacted personally over mobile. We designed an online feedback form for this purpose. We collected feedbacks from alumni on teaching, learning process, syllabus/ curriculum, library, sports facilities and administration. It is a tradition of the college to involve alumni in most of its activities. We believe that alumni feedback is an important source of information for betterment and for the general development of the college. All alumni feel proud that they are student of this college. They are thankful to the college for providing quality education. They appreciate the dedicated, friendly and cooperative attitude of the college staff.

Overall 173 responses were received from the currently active members. The object of the collection was obtaining their perception about college on various aspects. In the following few pages the question-wise analysis of the data is presented. On the basis of the response, the suggestion/ recommendation is also summarised at the end of the report. The IQAC will then present the report to the IQAC chairman/ principal. The action taken report will be prepared afterwards.

Question No.-1



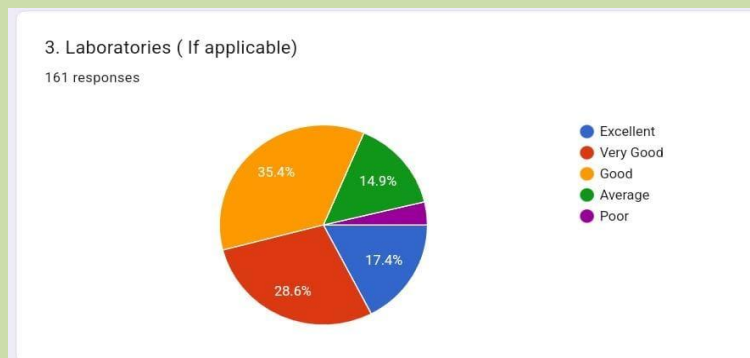
As per above graph the responses about the supply of electricity and safe drinking water, only 21.4% Alumni endorse that the facility by the college are excellent. A large no of alumni (64.1%) believe that the electricity and the drinking water facility of the college are either good or very good in quality. Only 13.3% responded that these facility are just average level. Overall response shows that the improvement in these basic necessities is needed.

Question No.-2



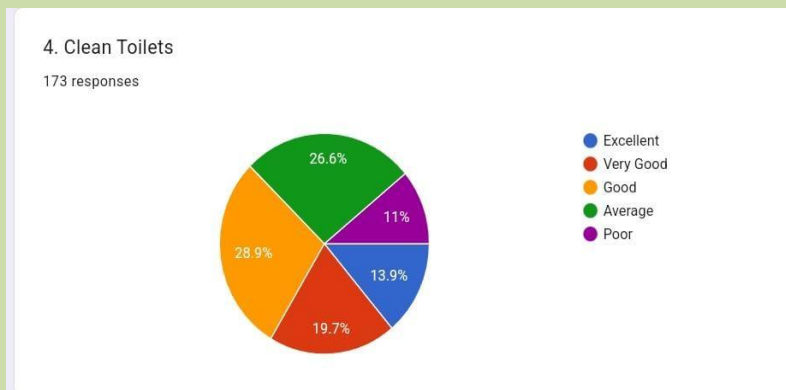
6.9% of alumni expressed that the College classroom and furniture are of average quality. 33.5% consider it as good and 34.7% consider it as very good. Only 24.3% alumni opine that classroom and furniture of the college are excellent. Another way of analysing the above graph is by clubbing the responses “Good” and “Very Good” together. In this way, the percentage of response about classroom and furniture comes out to be “above average” (68.2%). It shows that the college should make effort to improve these facilities.

Question No.-3



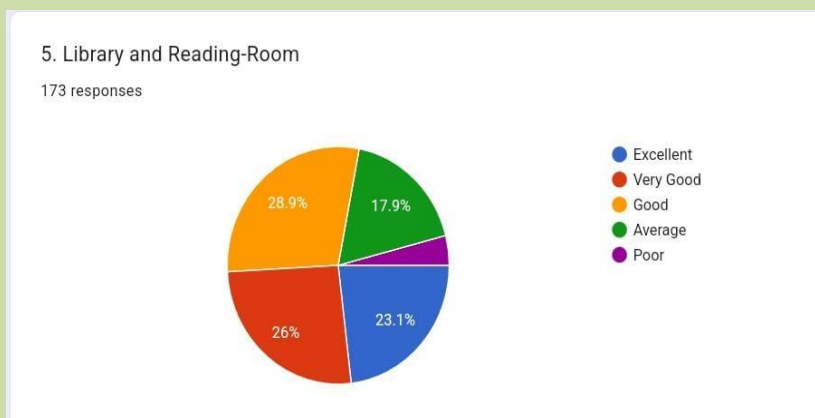
The laboratories of the college are maintained at “Good Level” (35.46%) a significantly low percentage of Alumni (17.4%) thought that the labs are excellent. Since, the 64% Respondents expressed the laboratories facilities are only “above average” so the laboratories of the college need due care to improve the quality.

Question No.-4



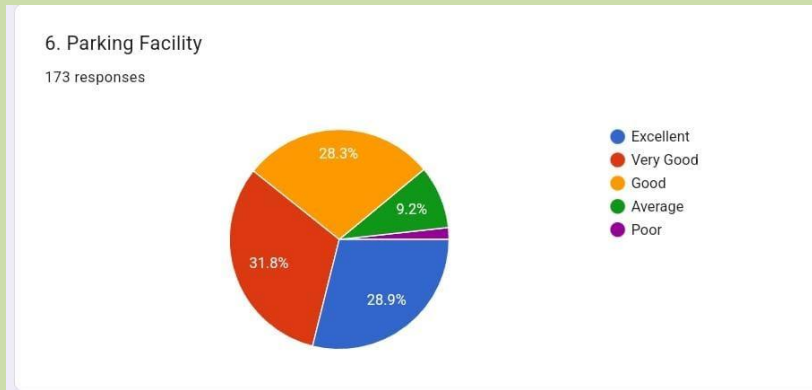
About 28.9% alumni considered the cleanliness of the toilet as good. 26.6% considered it as “average”. The cleanliness of the toilet is poor (11% alumni expressed it). Overall 66.5% Alumni believed that the cleanliness is as good/average/poor. It shows that the college administration should make efforts towards qualitative improvement of toilets.

Question No.-5



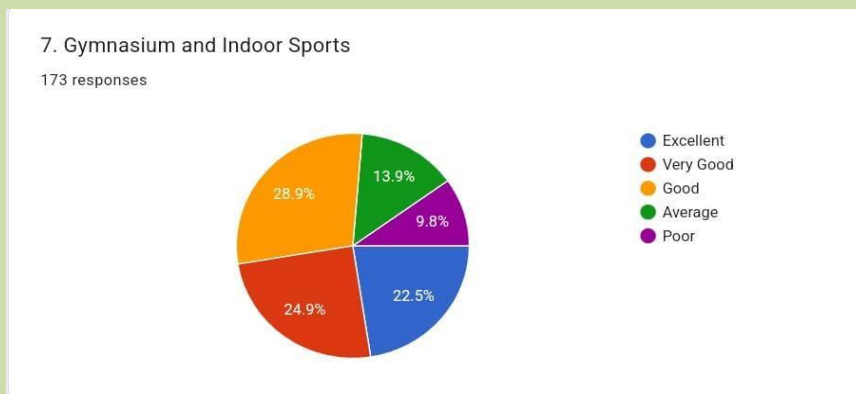
A significantly low percentage of Alumni (23.1 %) responded that the library and the reading room facility are excellent. However 54.9% Alumni considered that these facilities are very good/good. The college administration should make special efforts to achieve excellence in library and reading room facility.

Question No.-6



About 60% Alumni seems more than satisfied with the college parking facilities 60.7% Alumni agree that the parking facilities are either excellent or very good.

Question No.-7

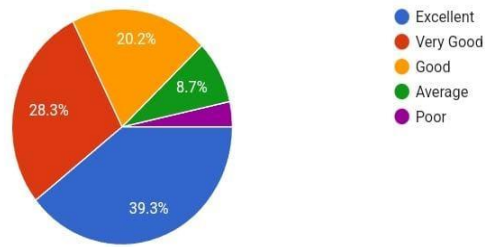


As far as the college “Gymnasium and Indoor Sports” facilities as concern the alumni expressed their views as excellent 22.5%, very good 24.9%, good 28.9% , average 13.9% and poor 9.8% respectively. It clearly shows 66.3% alumni found these facilities as “above average”.

Question No.-8

8. Opportunities for Sports, Cultural and other extra-curricular activities

173 responses

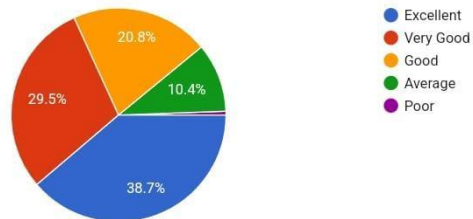


It is evident from the above graph that 67.6% alumni were getting ample facilities for sports, culture and other extra-curricular activities. 20.2% alumni were getting good opportunities to participate in these activities.

Question No.-9

9. Hygiene and Green Environment

173 responses

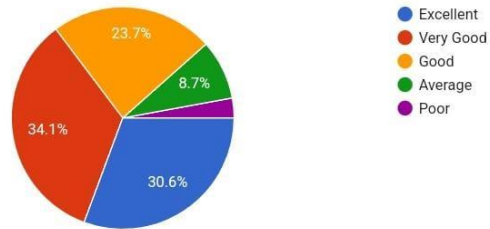


As per the above Pie diagram The college hygiene and green environment is either excellent or very good in general, 68.2% responses confirm it .

Question No.-10

10. How extra-curricular activities contribute in your betterment?

173 responses

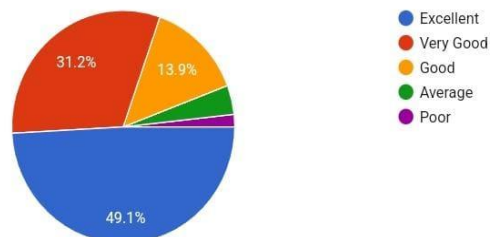


Overall 64.7% alumni admit that the extra-curricular activities organized by the college and opportunities of the participation in these activities largely contributed towards their betterment.

Question No.-11

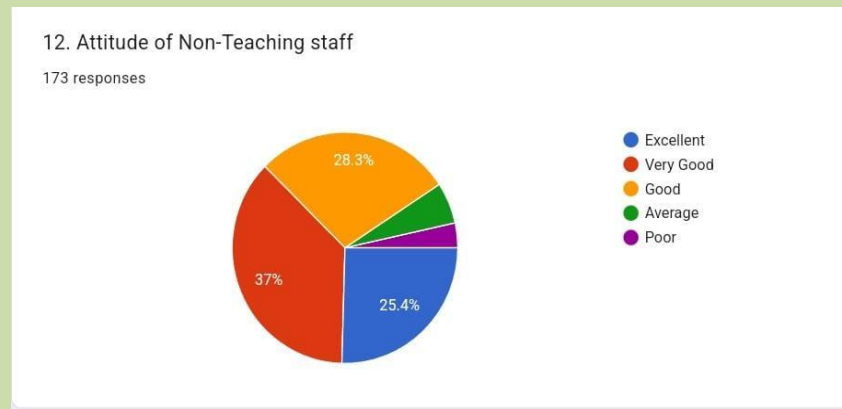
11. Role of Guidance of Teachers in your life

173 responses



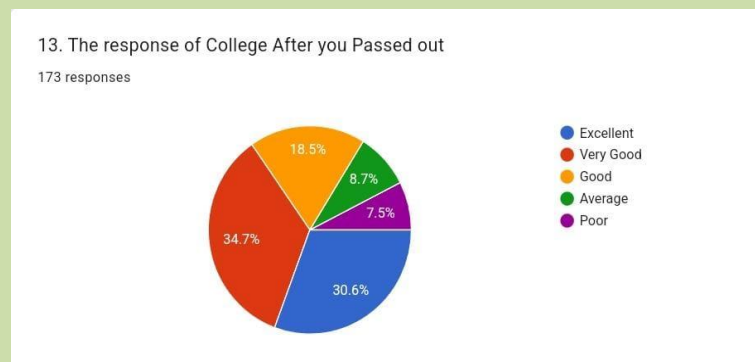
By inspecting the above pie diagram, it seems that the college is getting a winning edge in these responses. A significantly large number of alumni (49.1%) found that the teachers of the college guide them well and they could do better in their life. About 31.2% alumni considered that the role of guidance of teacher is very good.

Question No.-12



The 65.3% respondent found the attitude of non-teaching staff of the college as either excellent or very good.

Question No.-13

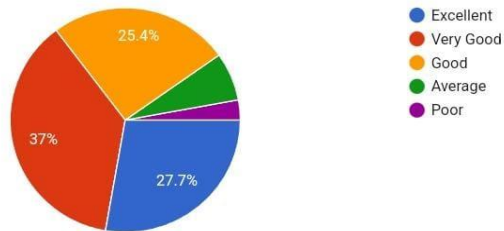


The Alumni are more than satisfied about the treatment/behaviour of the college administration whenever they visited the college in connection with any work. It clearly proves through the higher percentage of the data in the above diagram. Overall 65.3% Alumni found the behaviour as excellent/very good.

Question No.-14

14. Your Satisfaction Level (Overall)

173 responses

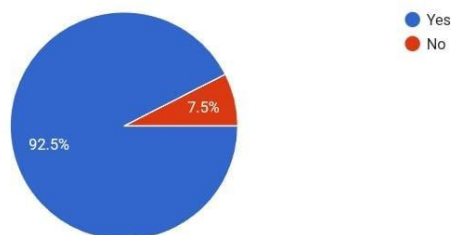


The Alumni Responses about the overall satisfaction level is divided in this case 27.7% Alumni found it to be excellent, 37.% to be very good, 25.4% to be good, 6% to be average and 4% considered it as poor, respectively.

Question No.-15

15. Would you like to contribute actively towards this Institution-


173 responses




Almost all Alumni are willing to contribute actively towards the college. The College has to develop a well organized system so that, the Alumni may be actively engaged in the overall development of the college. The Alumni association of the college required to collect and maintained the data of alumni in such a way so as to, college could take more advantage of their attachment towards the college.

Suggestions :

- According to the response received from the Alumni the condition of the toilets need improvement .
- As per the opinion of Alumni the library facilities should be strengthening the reading room facilities should be improved .
- The college administration should work on the plan in such a way so that the overall satisfaction level of the Alumni may improved further
- Most of the Alumni want to contribute actively towards the institution but the college could not take advantage of it.
- It is suggestion that the college should organised regulars members and all other steps which may lead towards the active contribution and for making all round development of the college.


Principal

PRINCIPAL
GOVT. P.G. COLLEGE
KOTDWARA (GARHWAL)


for IQAC

